



US00D443465S

(12) **United States Design Patent**
Kapellas et al.

(10) **Patent No.:** **US D443,465 S**

(45) **Date of Patent:** **** Jun. 12, 2001**

(54) **SQUARE BREAD TUBE**

(75) **Inventors:** **Gwendolyn Kapellas**, Plainfield, IL (US); **Nigel Wang**, Taipei (TW)

(73) **Assignee:** **The Pampered Chef, Ltd.**, Addison, IL (US)

(**) **Term:** **14 Years**

(21) **Appl. No.:** **29/119,361**

(22) **Filed:** **Feb. 28, 2000**

(51) **LOC (7) Cl.** **07-02**

(52) **U.S. Cl.** **D7/354**

(58) **Field of Search** D7/323, 354-361, D7/368, 672; 99/324, 340, 357, 426; 220/573.1, 573.2; 249/52

(56) **References Cited**

U.S. PATENT DOCUMENTS

- D. 26,934 * 4/1897 Mullins D7/359
- D. 26,935 * 4/1897 Mullins D7/359
- D. 97,588 * 11/1935 Haggstrom .
- 563,675 * 7/1896 Mullins 249/52

OTHER PUBLICATIONS

Betty Crocker Making A Home Housewares Catalog; Back of order form insert; Canape Set item J. #5913M3; bottom left of page.*

* cited by examiner

Primary Examiner—Caron D. Veynar

(74) *Attorney, Agent, or Firm*—Olson & Hierl, Ltd.

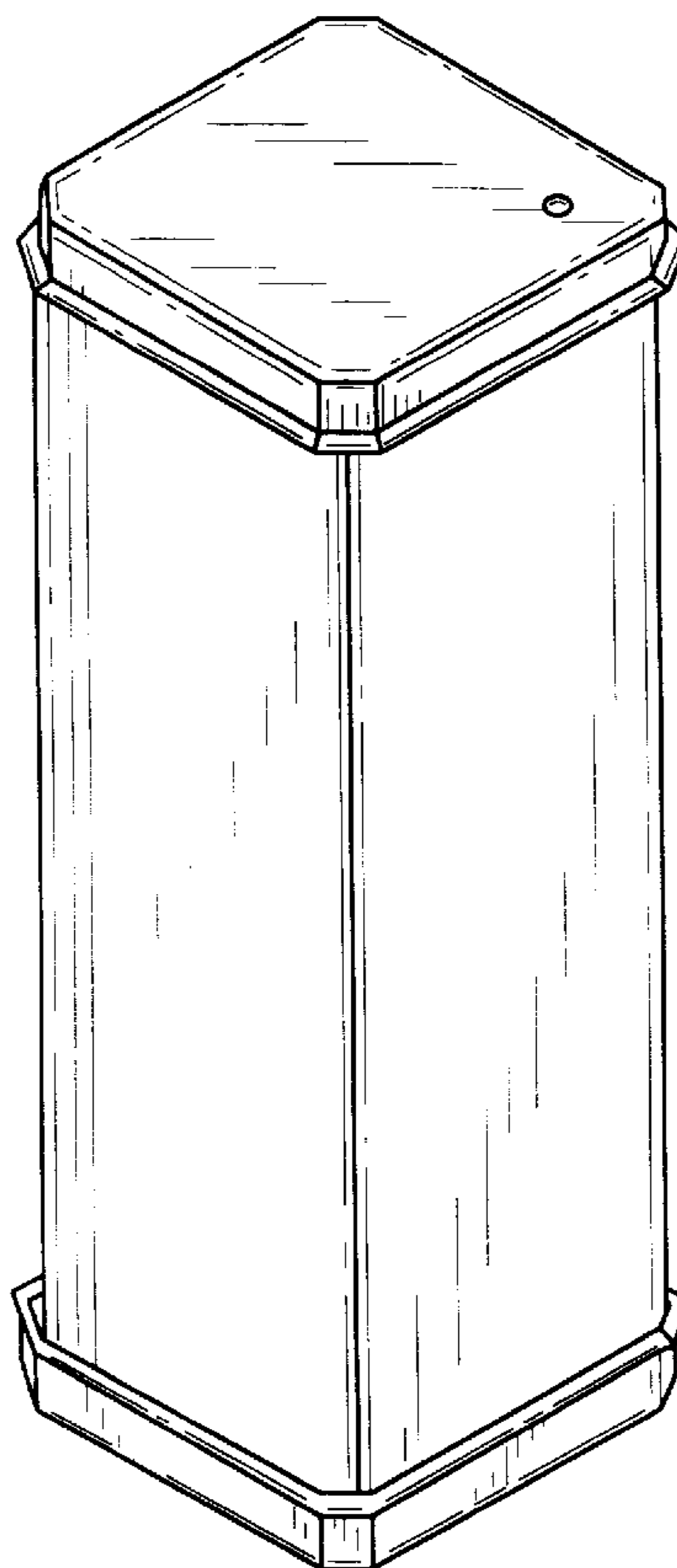
(57) **CLAIM**

The ornamental design for a square bread tube, as shown and described.

DESCRIPTION

FIG. 1 is a perspective view of the inventive design for a square bread tube;
 FIG. 2 is a front end elevational view of the FIG. 1 design, the rear end being a mirror image;
 FIG. 3 is a side elevational view of the FIG. 1 design, the other side being a mirror image;
 FIG. 4 is a top plan view of the FIG. 1 design;
 FIG. 5 is a bottom plan view of the FIG. 1 design;
 FIG. 6 is an exploded view FIG. 1; and,
 FIG. 7 is a top plan view of FIG. 1 without the top cover.
 FIGS. 2-5 and 7 are drawn on a reduced scale from FIGS. 1 and 6.

1 Claim, 2 Drawing Sheets



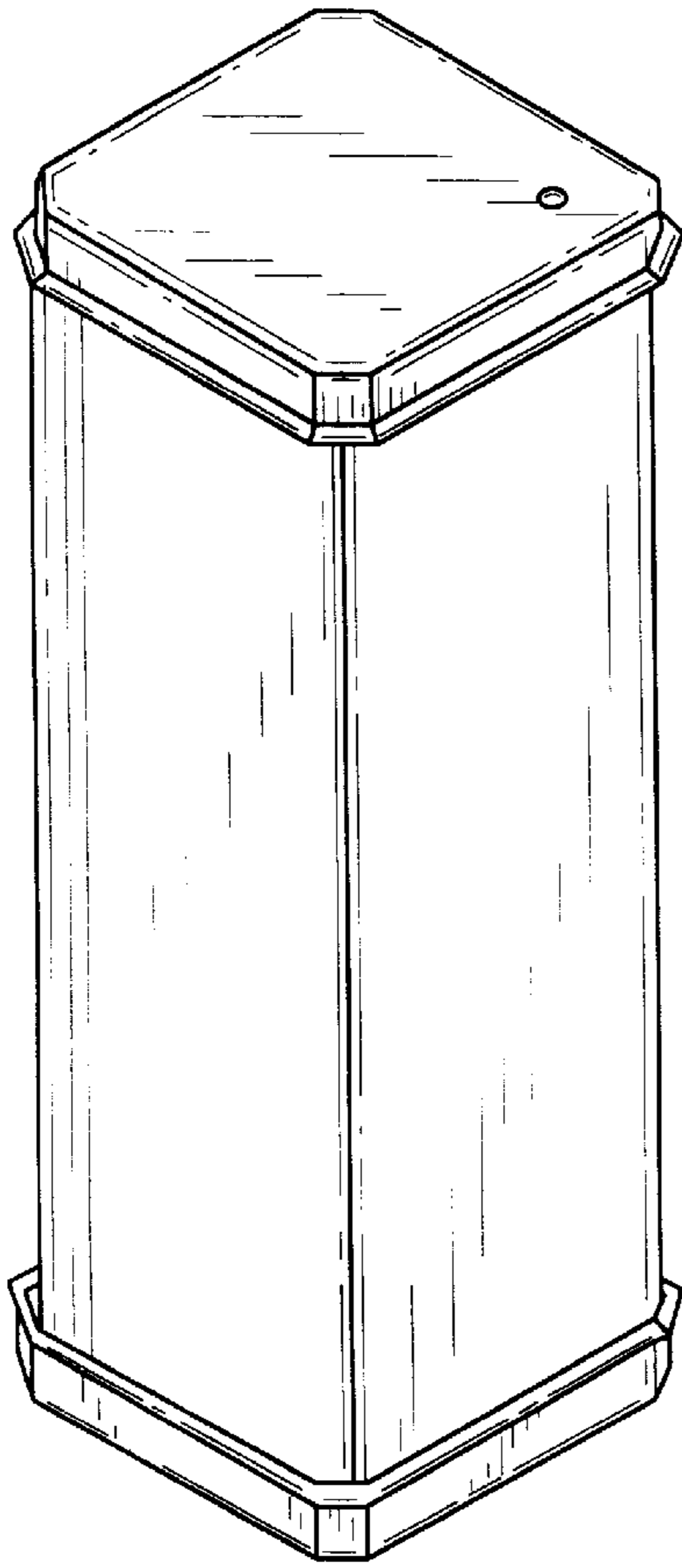


FIG. 1




FIG. 2




FIG. 3

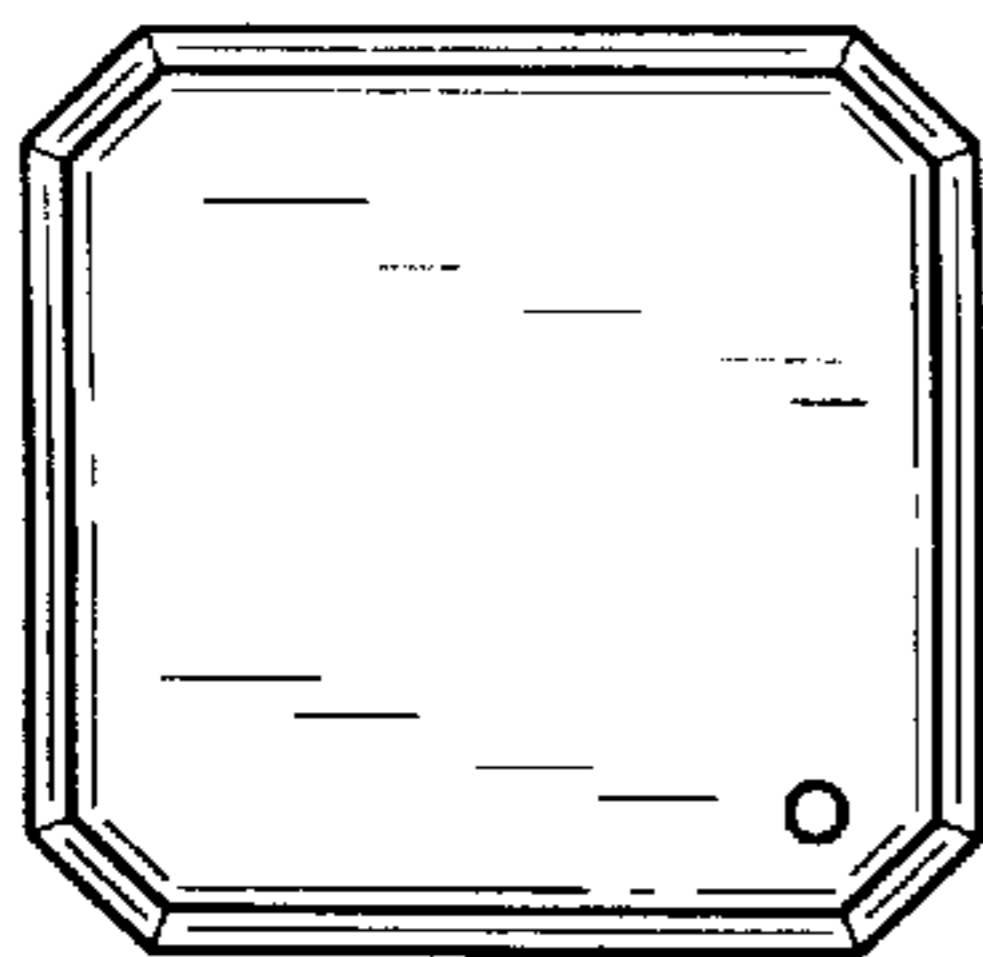


FIG. 4

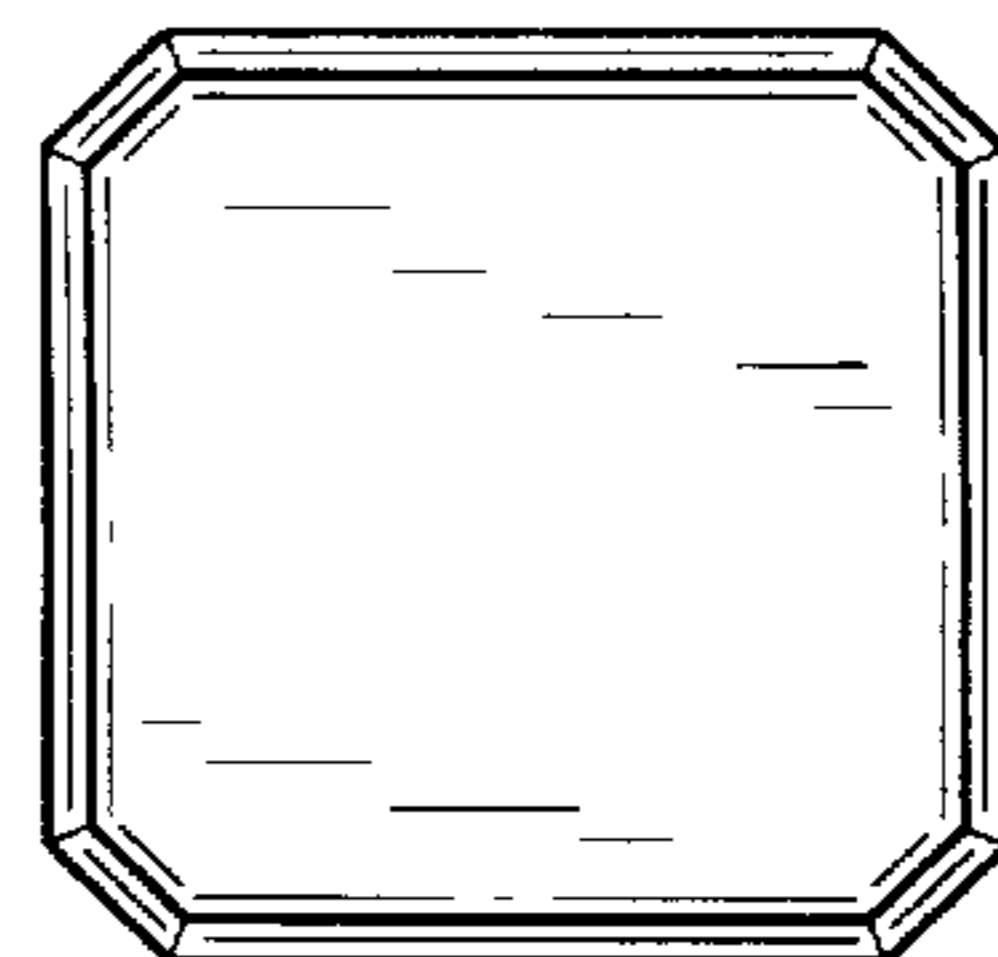


FIG. 5




FIG. 6

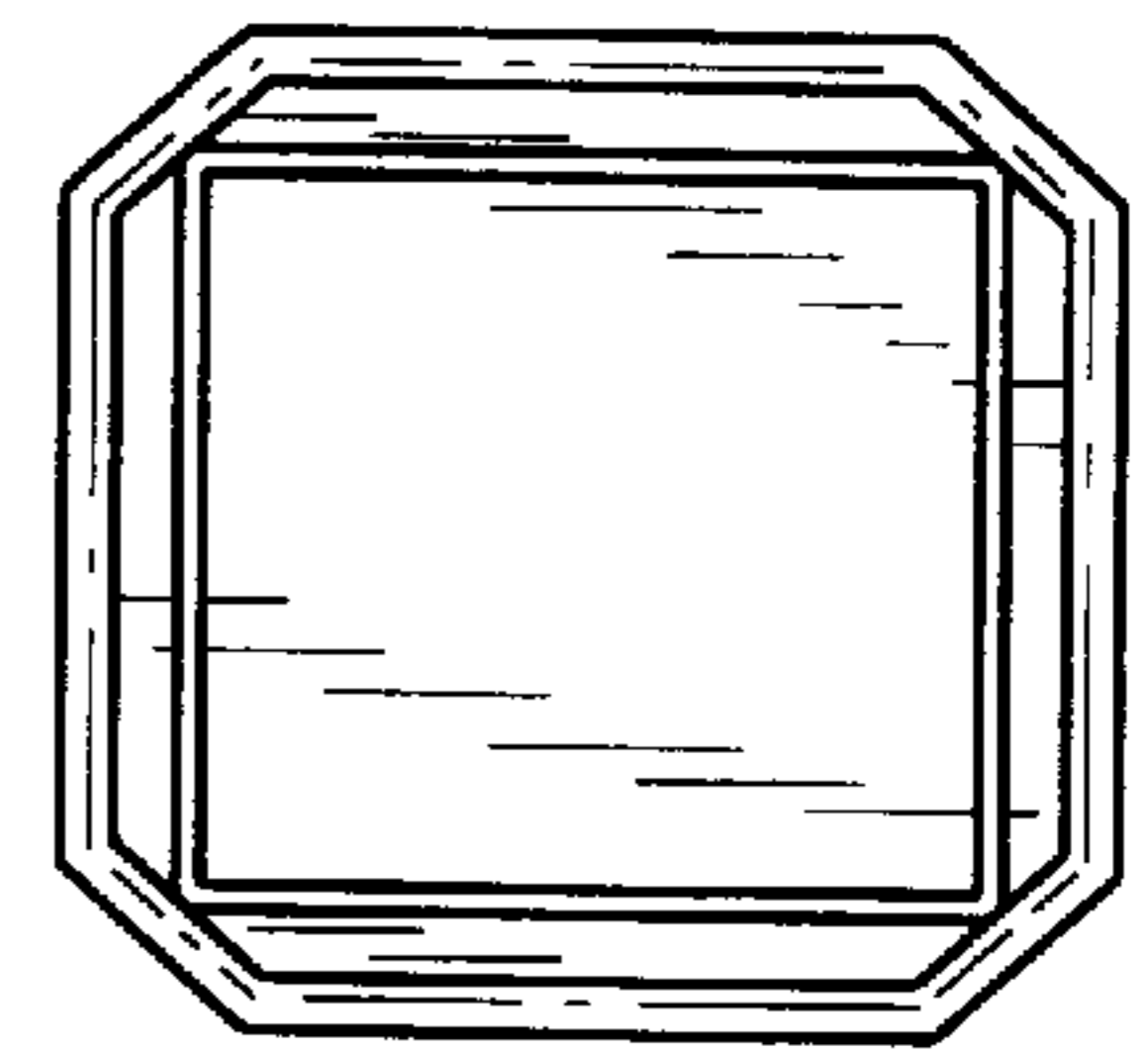


FIG. 7