



US00D443460S

(12) **United States Design Patent**  
**Bailey**

(10) **Patent No.:** **US D443,460 S**  
(45) **Date of Patent:** **\*\* Jun. 12, 2001**

(54) **EXTERIOR FACE OF FLOOR MAT BACKING**

(76) **Inventor:** **Bob Bailey**, 2022 Maple Ave., Charlton, NY (US) 12019

(\*\*) **Term:** **14 Years**

(21) **Appl. No.:** **29/132,047**

(22) **Filed:** **Nov. 2, 2000**

D. 386,620	11/1997	Giesler .....	D5/57
D. 392,108	3/1998	Diggins et al. ....	D5/57
D. 417,790	12/1999	Scheunemann et al. ....	D5/53
D. 419,307 *	1/2000	Boyce .....	D5/53
D. 428,264 *	7/2000	Boyce .....	D5/53
D. 429,204	8/2000	Lu .....	D12/203
2,810,672	10/1957	Taylor .....	428/138
3,333,805	8/1967	Marshall .....	248/188.9
3,856,610	12/1974	Bruneel .....	428/76
5,575,034	11/1996	Biernacinski et al. ....	4/581

\* cited by examiner

**Related U.S. Application Data**

(62) Division of application No. 29/119,015, filed on Feb. 22, 2000, now Pat. No. Des. 437,720.

(51) **LOC (7) Cl.** ..... **06-11**

(52) **U.S. Cl.** ..... **D6/592; D6/582; D12/203**

(58) **Field of Search** ..... **D6/582-594; D12/203; D20/27; D5/53, 57; 4/581-583; 5/417; 15/215-217, 238; 16/4, 7-9, 16; 428/82-83, 88, 95, 122, 167**

**References Cited**

**U.S. PATENT DOCUMENTS**

D. 80,081	12/1929	Henderson et al. ....	D6/582
D. 179,858	3/1957	Moor .....	D6/583
D. 245,057	7/1977	Couturier .....	D6/603
D. 358,571	5/1995	Thundercloud .....	D12/203
D. 362,967	10/1995	Rothwell et al. ....	D5/53
D. 372,589	8/1996	Burgess et al. ....	D5/53
D. 382,713	8/1997	Giesler, Sr. ....	D5/57

*Primary Examiner*—Ted Shooman

*Assistant Examiner*—Carol Rademaker

(74) *Attorney, Agent, or Firm*—Heslin & Rothenberg, P.C.

(57) **CLAIM**

The ornamental design for an exterior face of floor mat backing, as shown and described.

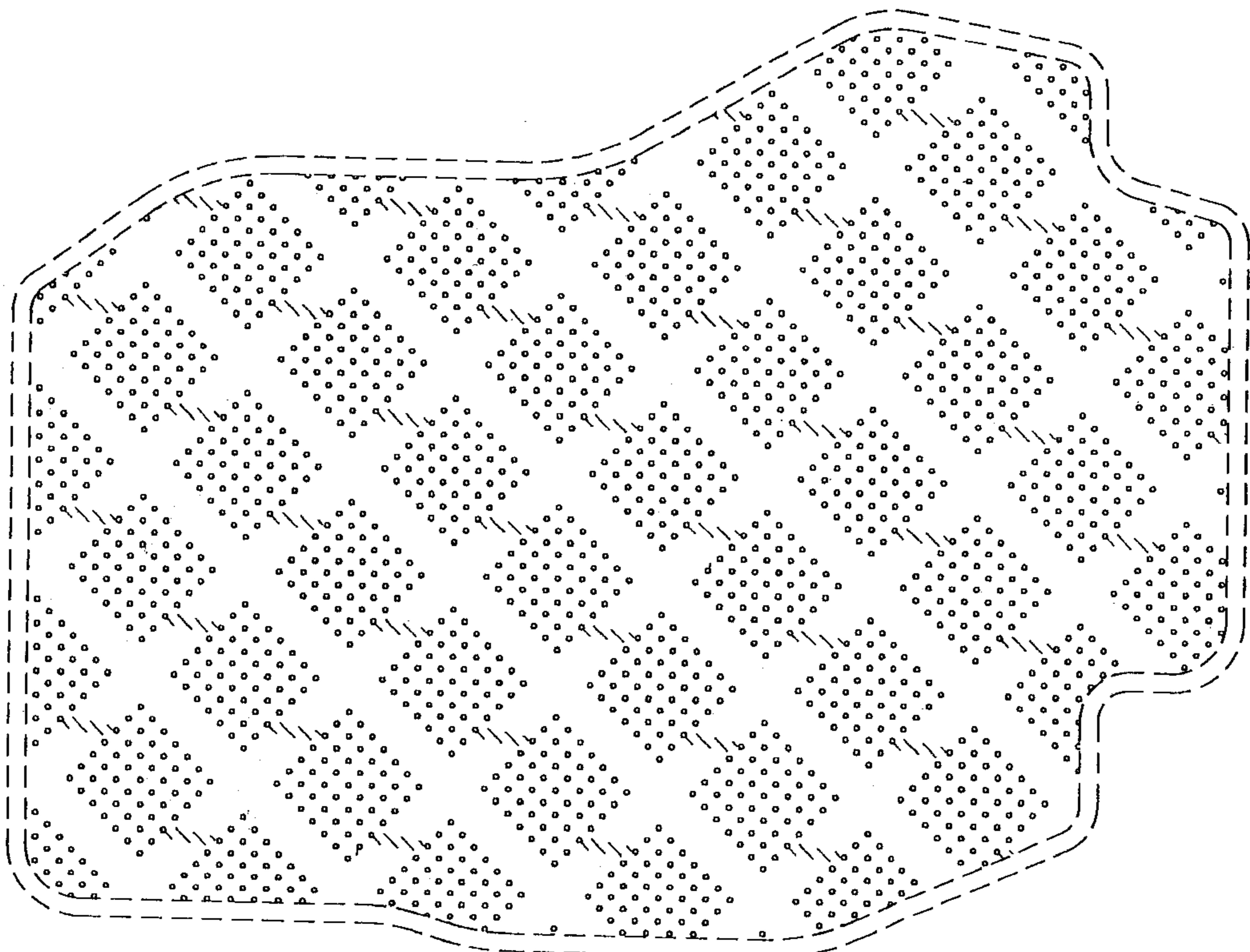
**DESCRIPTION**

FIG. 1 is a plan view of a first embodiment of the exterior face of floor mat backing of my design; and,

FIG. 2 is a plan view of a second embodiment of the exterior face of floor mat backing of my design with the word "LOGO" shown in broken lines for illustrative purposes only and forming no part of the claimed design.

The broken line showing in the drawing Figures is for illustrative purposes only and forms no part of the claimed design.

**1 Claim, 2 Drawing Sheets**






FIG. 1



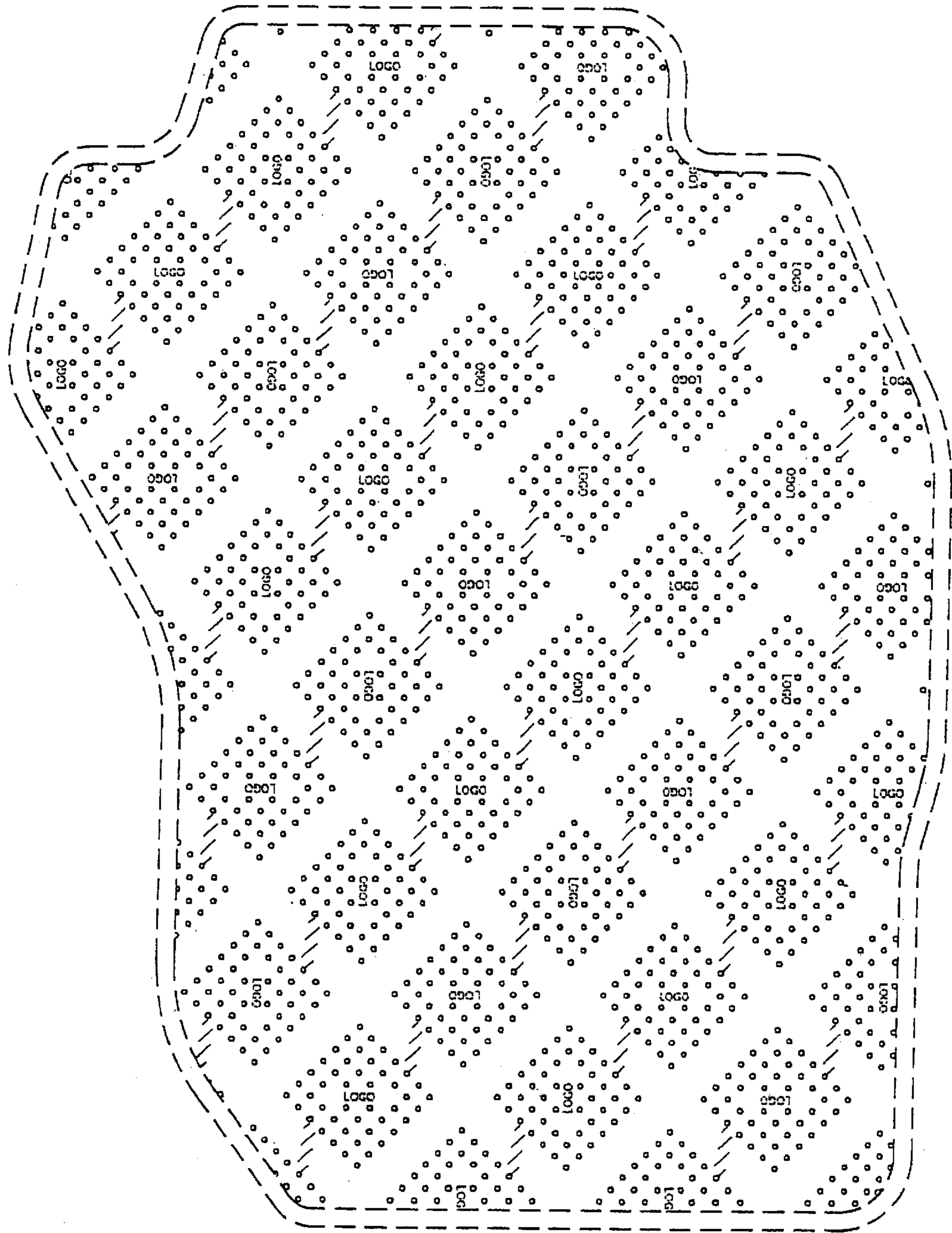


FIG. 2