



US00D443452S

(12) **United States Design Patent**
Kauzlarich et al.

(10) **Patent No.:** **US D443,452 S**

(45) **Date of Patent:** **** Jun. 12, 2001**

(54) **BACK PLATE FOR 5 LITER DISPENSER**

(75) Inventors: **John Kauzlarich**, Darien; **Brian Phillips**, Joliet; **A. J. Voth**, St. Charles, all of IL (US); **Jeffrey E. Strickler**, Dover, PA (US)

(73) Assignee: **Gent-I-Kleen Products, Inc.**, York, PA (US)

(**) Term: **14 Years**

(21) Appl. No.: **29/112,065**

(22) Filed: **Oct. 8, 1999**

(51) **LOC (7) Cl.** **23-02**

(52) **U.S. Cl.** **D6/545**

(58) **Field of Search** D6/542-545; D8/349, D8/354; 211/13.1, 71.01, 74-75; 248/205.1, 309.1, 310, 311.2, 311.3, 312; 222/105, 173, 180, 181.1, 181.2, 630; 221/282-283, 287

(56) **References Cited**

U.S. PATENT DOCUMENTS

D. 186,357	*	10/1959	Dary	D6/545
D. 210,567	*	3/1968	Stanziale	D6/545
D. 217,872	*	6/1970	Sessions	D6/545
D. 228,994	*	11/1973	Reinecke	D6/545
D. 238,918	*	2/1976	Breen	D6/545
D. 256,859	*	9/1980	Hauser et al.	D6/545
D. 278,887		5/1985	Steiner	.	
D. 282,347		1/1986	Steiner	.	
D. 282,528		2/1986	Steiner	.	

D. 298,097	*	10/1988	Vogel et al.	D6/545
D. 311,654	*	10/1990	Kearnes et al.	D6/545
D. 333,063	*	2/1993	Burke	D6/545
D. 398,800	*	9/1998	Phillips et al.	D6/545
4,149,573		4/1979	Cassia	.	
4,164,306	*	8/1979	Perrin	222/181.2
4,173,858		11/1979	Cassia	.	
4,429,812		2/1984	Steiner et al.	.	
4,673,109		6/1987	Cassia	.	
5,082,150		1/1992	Steiner et al.	.	
5,174,476		12/1992	Steiner et al.	.	

* cited by examiner

Primary Examiner—Brian N. Vinson

(74) *Attorney, Agent, or Firm*—Emrich & Dithmar


(57) **CLAIM**

The ornamental design for the back plate for 5 liter dispenser, as shown and described.

DESCRIPTION

FIG. 1 is a perspective view of the back plate for 5 liter dispenser embodying our new design;
 FIG. 2 is a front view of the back plate for 5 liter dispenser illustrated in FIG. 1;
 FIG. 3 is a side view of the back plate for 5 liter dispenser illustrated in FIG. 1;
 FIG. 4 is a rear view of the back plate for 5 liter dispenser illustrated in FIG. 1;
 FIG. 5 is a top view of the back plate for 5 liter dispenser illustrated in FIG. 1; and,
 FIG. 6 is a bottom view of the back plate for 5 liter dispenser illustrated in FIG. 1.

1 Claim, 4 Drawing Sheets



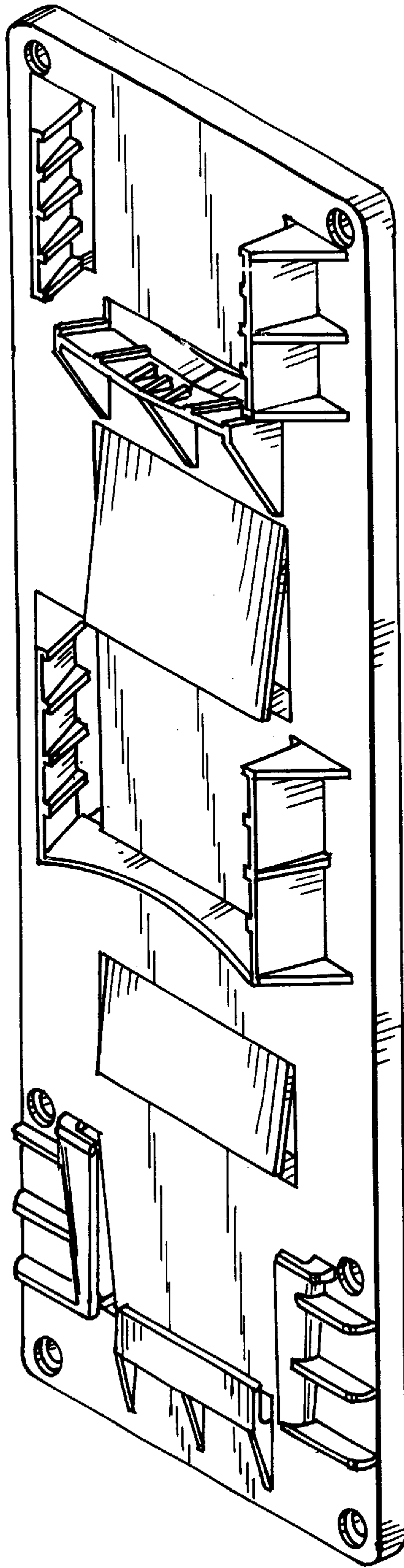


FIG. 1

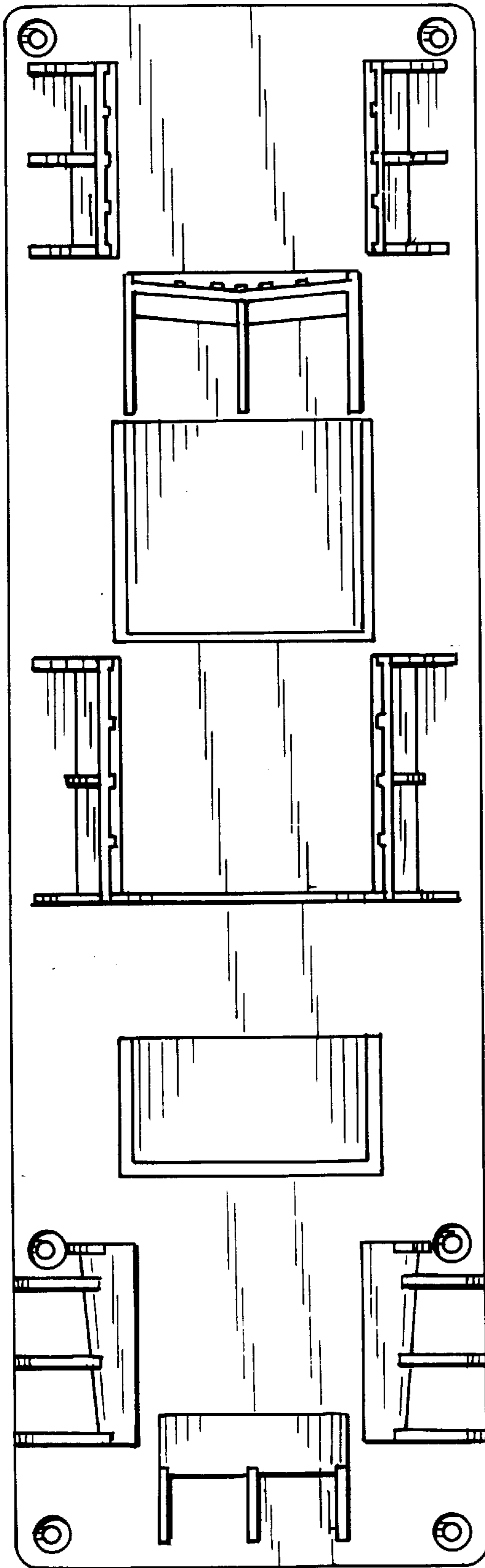


FIG. 2

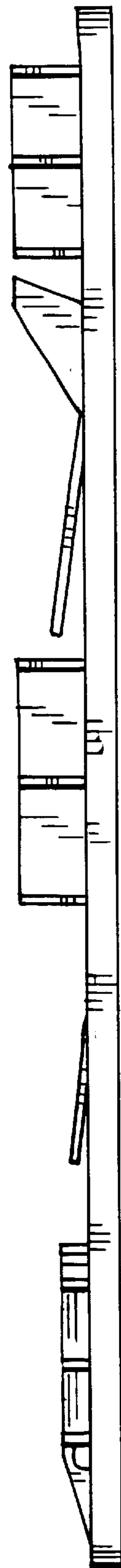


FIG. 3

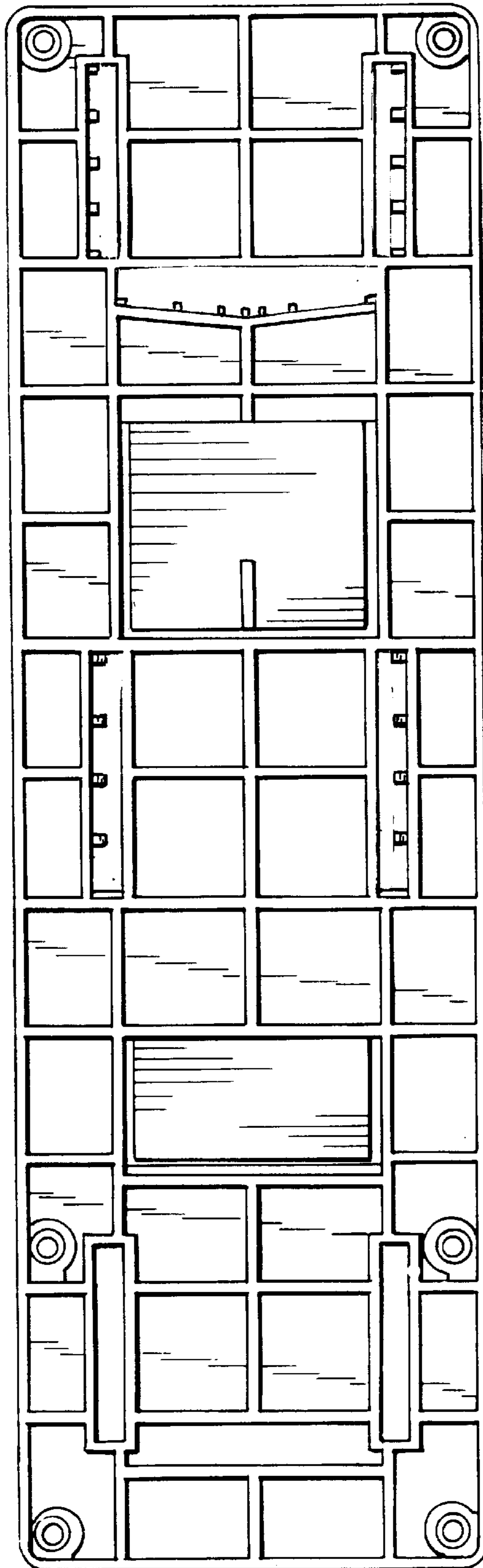


FIG. 4

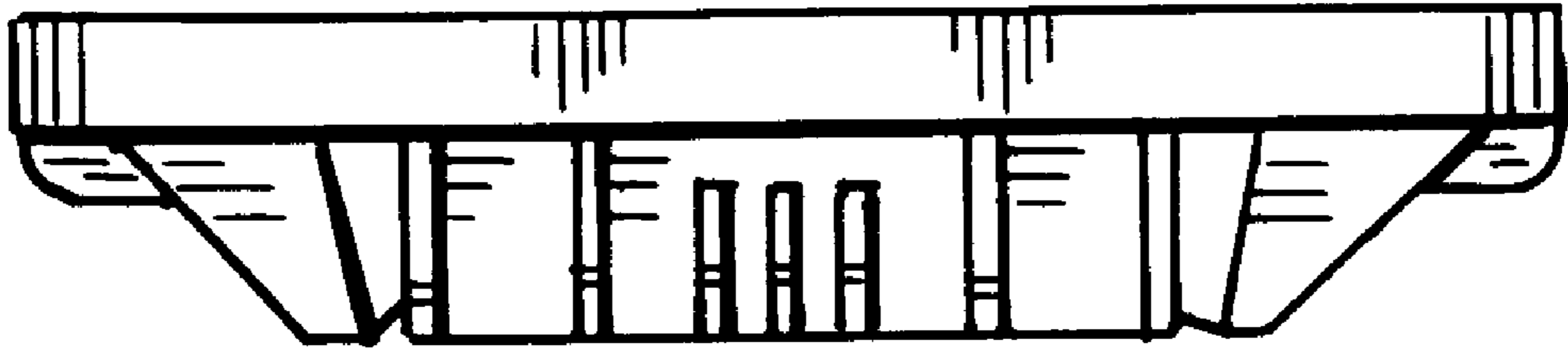


FIG. 5

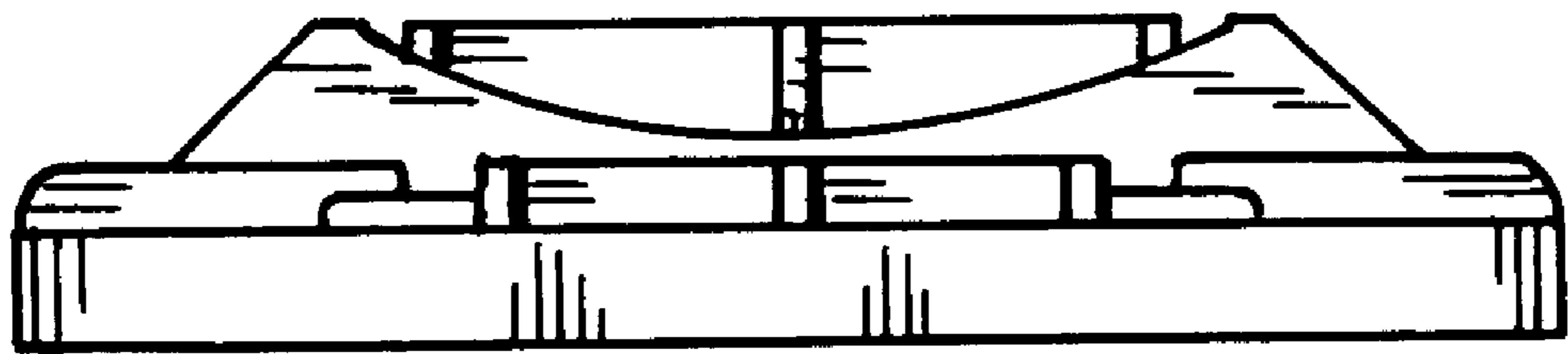


FIG. 6