



US00D443432S

(12) **United States Design Patent**  
**Vaaler**

(10) **Patent No.:** **US D443,432 S**

(45) **Date of Patent:** **\*\* Jun. 12, 2001**

(54) **BED**

(75) **Inventor:** **Lawrence I. Vaaler**, Lenoir, NC (US)

(73) **Assignee:** **Bernhardt, L.L.C.**, Lenoir, NC (US)

(\*\*) **Term:** **14 Years**

(21) **Appl. No.:** **29/121,805**

(22) **Filed:** **Apr. 13, 2000**

(51) **LOC (7) Cl.** ..... **06-01**

(52) **U.S. Cl.** ..... **D6/393**

(58) **Field of Search** ..... D6/382-389, 392-395,  
D6/505-508; 5/53.1, 279.1, 280, 281, 907,  
310

(56) **References Cited**

**U.S. PATENT DOCUMENTS**

D. 80,688	*	3/1930	French	.....	D6/393
D. 81,765	*	8/1930	Stuart	.....	D6/505
D. 90,997	*	11/1933	Tomlinson	.....	D6/505
D. 345,659	*	4/1994	Ferguson	.....	D6/393

\* cited by examiner

*Primary Examiner*—Janice E. Seeger

(74) *Attorney, Agent, or Firm*—Rhodes & Mason, PLLC

(57) **CLAIM**

The ornamental design for a bed, as shown and described.

**DESCRIPTION**

FIG. 1 is a front perspective view of a bed showing my new design;

FIG. 2 is a front elevational view of the headboard of my new design;


FIG. 3 is a front elevational view of the footboard of my new design;

FIG. 4 is a right side elevational view of the headboard and footboard, the opposite side view being a mirror image thereof; and,

FIG. 5 is a perspective view of the rear of the footboard.

The top and bottom views not shown form no part of the claimed design. The broken lines showing the bed rails is for illustrative purposes only and forms no part of the claimed design.

**1 Claim, 5 Drawing Sheets**






FIG. 1




FIG. 2




FIG. 3




FIG. 4






FIG. 5