



US00D443424S

(12) **United States Design Patent**  
**Eiley et al.**

(10) **Patent No.:** **US D443,424 S**

(45) **Date of Patent:** **\*\* Jun. 12, 2001**

(54) **CLOTHES HANGER**

(75) Inventors: **Stanley Eiley**, Montreal; **Marc Tremblay**, Pierrefond, both of (CA)

(73) Assignee: **E.R.A. Display Company Limited**, St-Laurent (CA)

(\*\*) Term: **14 Years**

(21) Appl. No.: **29/119,110**

(22) Filed: **Feb. 24, 2000**

(30) **Foreign Application Priority Data**

Aug. 25, 1999 (CA) ..... 1999-2218

(51) **LOC (7) Cl.** ..... **06-08**

(52) **U.S. Cl.** ..... **D6/328; D6/318**

(58) **Field of Search** ..... D6/315, 318, 319, D6/328; 211/113; 223/85, 87, 88, 92, 95

(56) **References Cited**

**U.S. PATENT DOCUMENTS**

D. 247,150 \* 2/1978 Duester ..... D6/328

D. 275,539 \* 9/1984 Mainetti ..... D6/319

D. 322,518 \* 12/1991 Owen ..... D6/318

D. 358,942 \* 6/1995 Blanchard et al. .... D6/328

4,653,678 \* 3/1987 Blanchard et al. .... 223/92

\* cited by examiner

*Primary Examiner*—B. J. Bullock

(74) *Attorney, Agent, or Firm*—Ronald S. Kosie; Robert Brouillette

(57) **CLAIM**

The ornamental design for a clothes hanger, as shown and described.

**DESCRIPTION**

FIG. 1 is a perspective view of the clothes hanger, showing our new design;

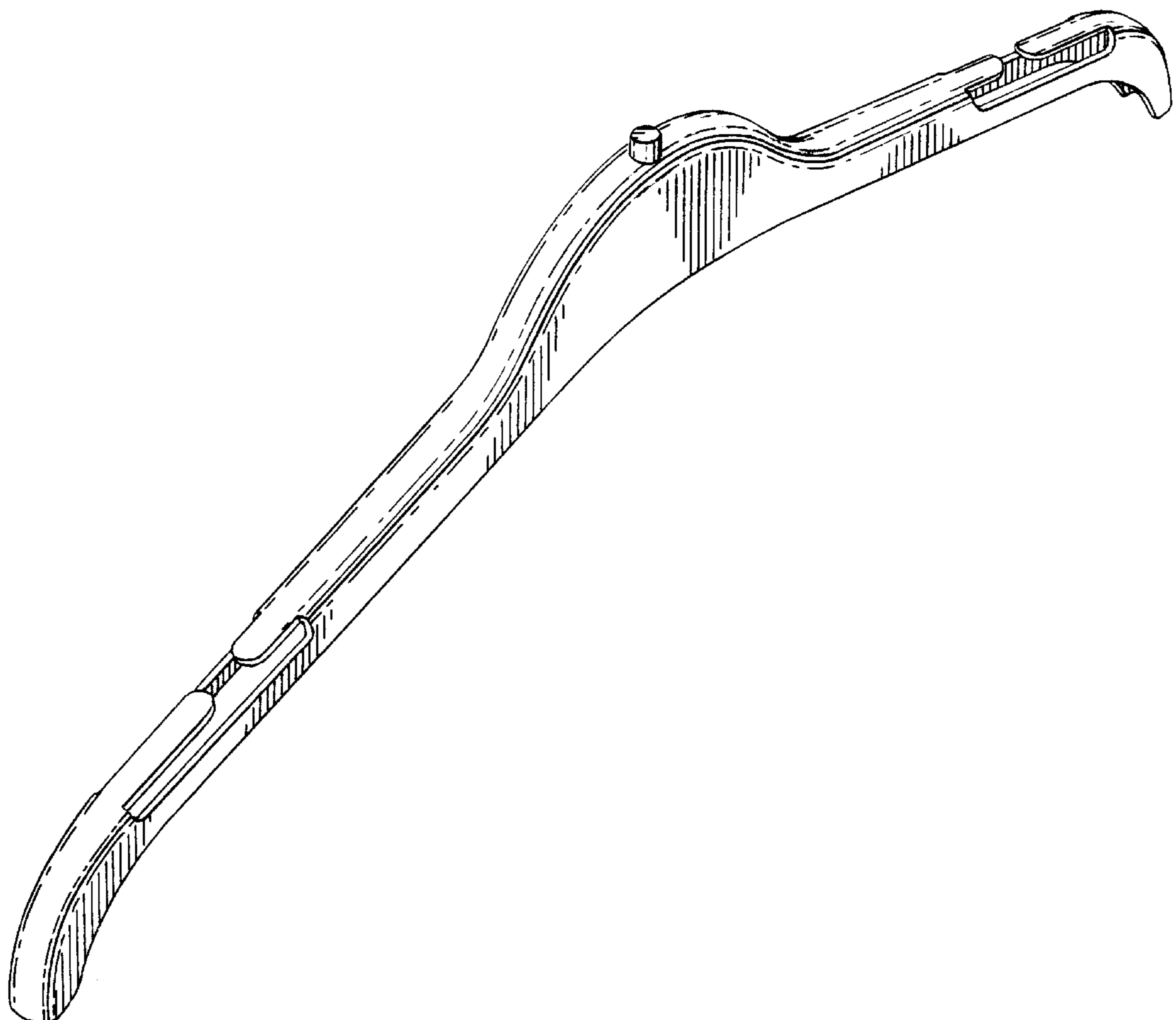
FIG. 2 is a side elevation view thereof;

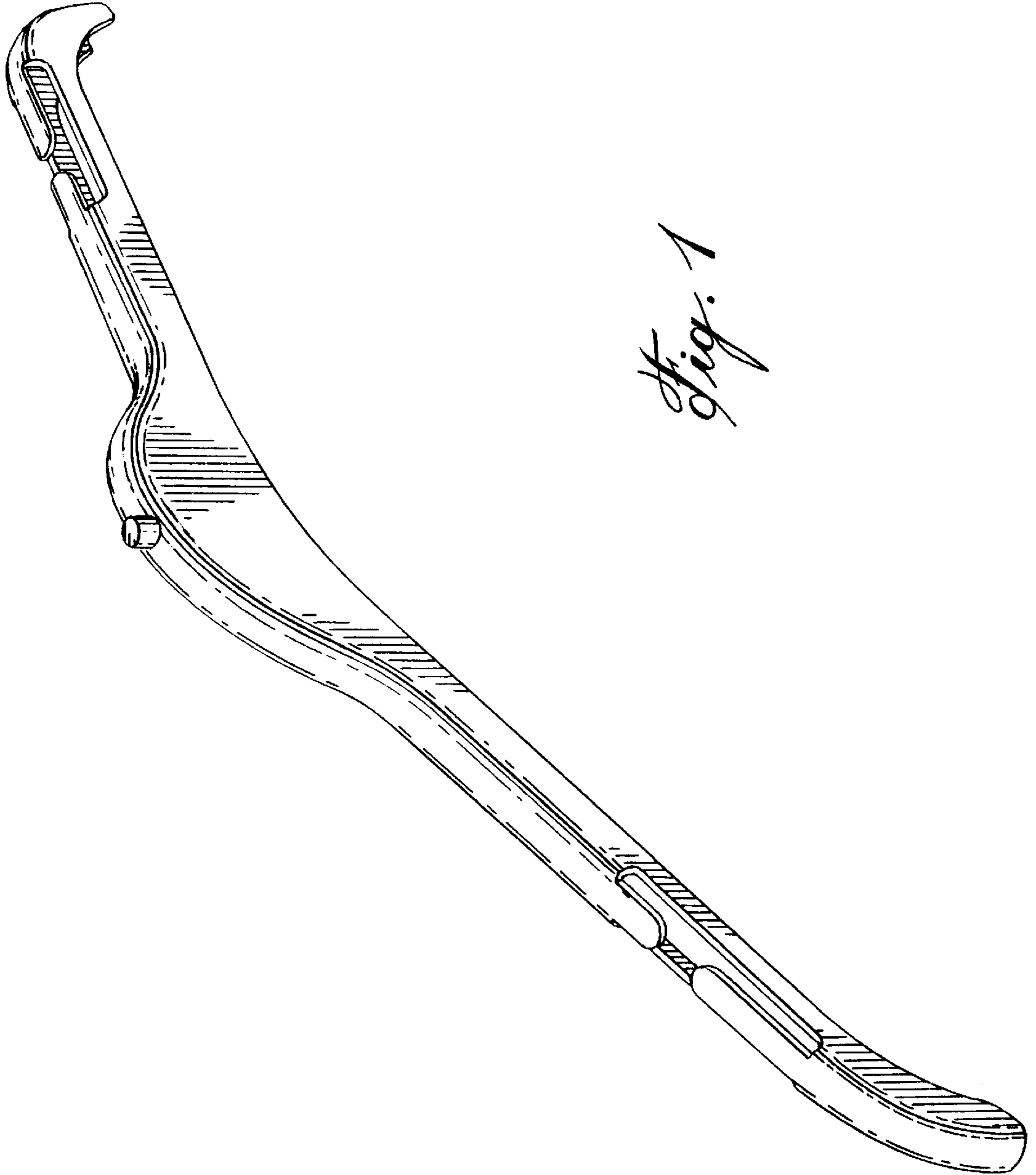
FIG. 3 is a top plan view thereof;

FIG. 4 is an end elevation view thereof; and,

FIG. 5 is a bottom plan view thereof, the broken lines being for illustrative purposes only and forming no part of the claimed design.

**1 Claim, 2 Drawing Sheets**

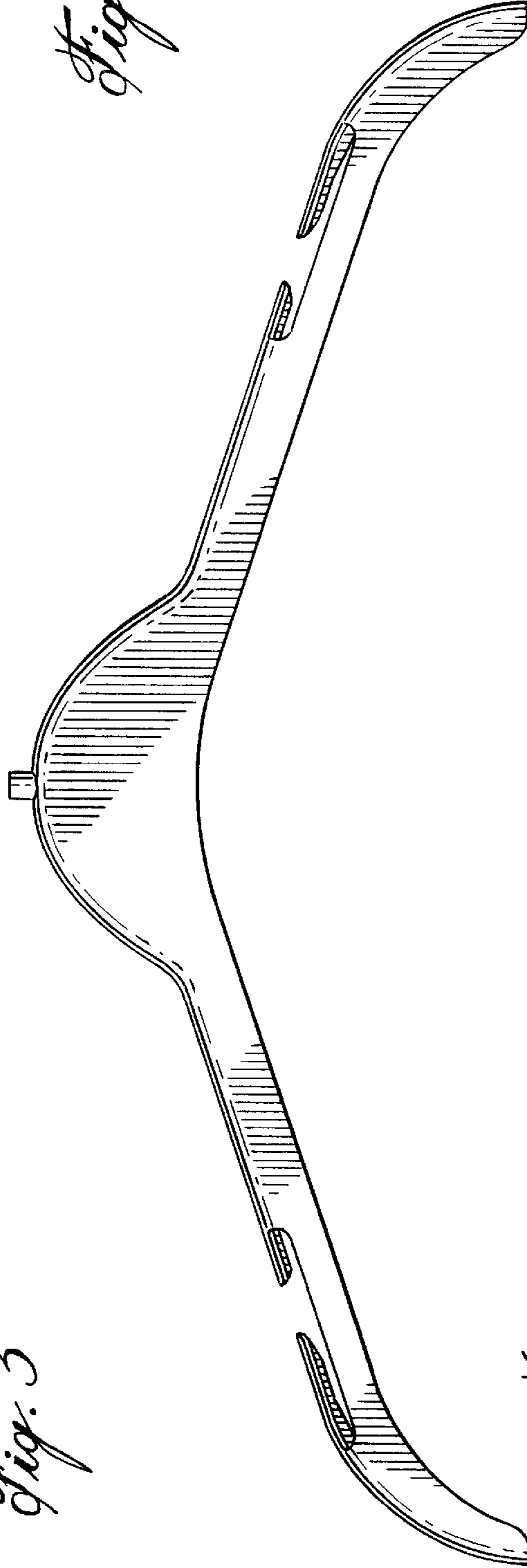




*Fig. 1*



*Fig. 3*



*Fig. 2*

*Fig. 4*



*Fig. 5*