



US00D443423S

(12) **United States Design Patent**  
**Johnson**

(10) **Patent No.:** **US D443,423 S**

(45) **Date of Patent:** **\*\* Jun. 12, 2001**

(54) **DECORATIVE FRAME**

(76) Inventor: **J. Keith Johnson**, 52 E. Broadway,  
Gettysburg, PA (US) 17325

(\*\*) Term: **14 Years**

(21) Appl. No.: **29/127,663**

(22) Filed: **Aug. 11, 2000**

(51) **LOC (7) Cl.** ..... **06-07**

(52) **U.S. Cl.** ..... **D6/304; D6/303**

(58) **Field of Search** ..... D6/300-302, 303-306,  
D6/308-314; 40/700, 711, 722, 734, 735,  
738, 745, 765, 790, 798; 359/838, 871

(56) **References Cited**

**U.S. PATENT DOCUMENTS**

- D. 48,709 \* 3/1916 Conway ..... D6/303
- D. 414,042 \* 9/1999 Johnson ..... D6/304

**OTHER PUBLICATIONS**

The Mirror Book by Schiffer, c1983, #164 at top right.\*

\* cited by examiner

*Primary Examiner*—Janice E. Seeger

(74) *Attorney, Agent, or Firm*—Antonelli, Terry, Stout & Kraus, LLP

(57) **CLAIM**

The ornamental design for a decorative frame, as shown and described.

**DESCRIPTION**

Reference is made to the following design patent application which was filed on even date herewith which also claims a decorative frame: (1) U.S. Ser. No. 29/127,662.

FIG. 1 is a left perspective view of the invention;

FIG. 2 is a right perspective view of the invention;

FIG. 3 is a front view of the invention;

FIG. 4 is a left side view of the invention;

FIG. 5 is a right side view of the invention; and

FIG. 6 is a top view of the invention; and,

FIG. 7 is a bottom view of the invention.

**1 Claim, 5 Drawing Sheets**




FIG. 1




FIG. 2




FIG. 3

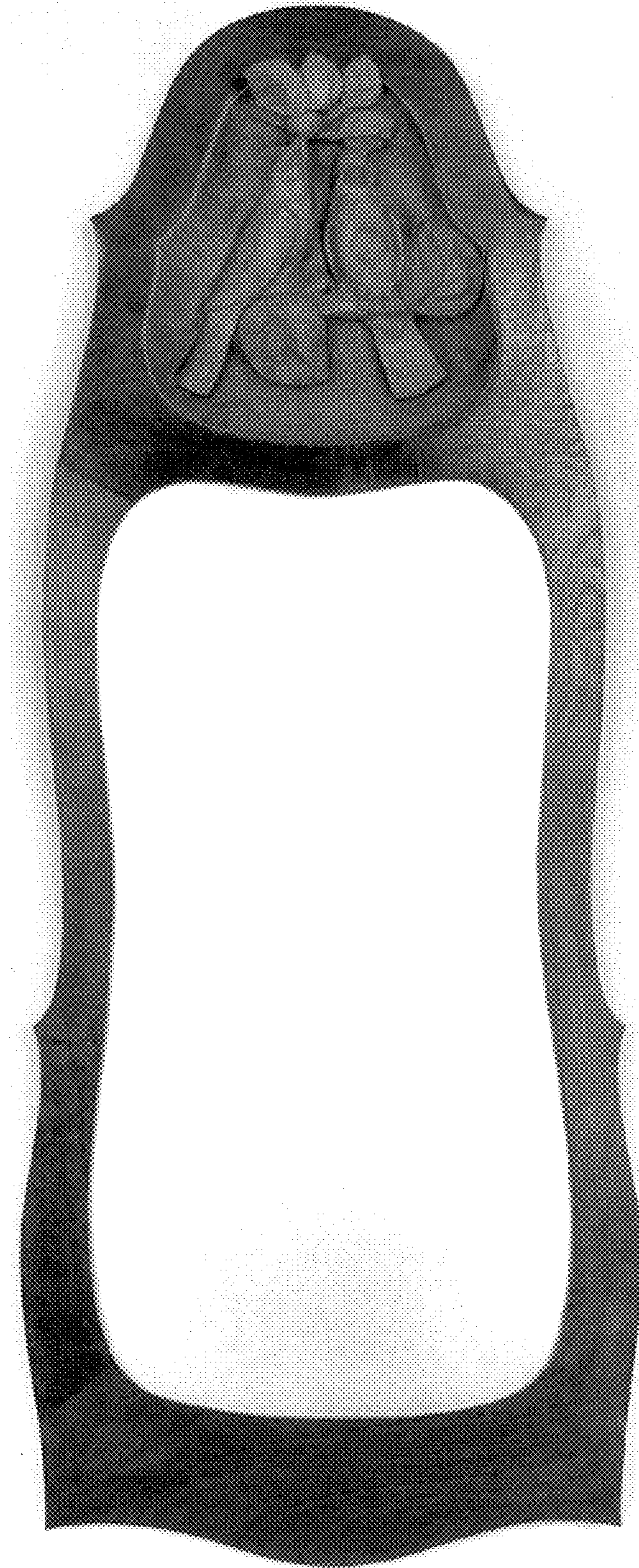


FIG. 4




FIG. 5




FIG. 6




FIG. 7

