



US00D443421S

(12) **United States Design Patent**
Johnson

(10) **Patent No.:** **US D443,421 S**

(45) **Date of Patent:** **** Jun. 12, 2001**

(54) **DECORATIVE FRAME**

(76) **Inventor:** **J. Keith Johnson**, 52 E. Broadway,
Gettysburg, PA (US) 17325

(**) **Term:** **14 Years**

(21) **Appl. No.:** **29/127,662**

(22) **Filed:** **Aug. 11, 2000**

(51) **LOC (7) Cl.** **06-07**

(52) **U.S. Cl.** **D6/300; D6/302**

(58) **Field of Search** D6/300-302, 303-306,
D6/308-314; 40/700, 711, 722, 734, 735,
738, 745, 765, 790, 796; 359/838, 871

(56) **References Cited**

U.S. PATENT DOCUMENTS

D. 395,956 * 7/1998 Zaidman D6/312

OTHER PUBLICATIONS

La Barge c1971, p. 4A, #1050 mirror at top left.*

The Mirror Book by H. Schiffer c1983, #164 at top right.*

* cited by examiner

Primary Examiner—Janice E. Seeger

(74) *Attorney, Agent, or Firm*—Antonelli, Terry, Stout &
Kraus, LLP

(57) **CLAIM**

The ornamental design for a decorative frame, as shown and
described.

DESCRIPTION

FIG. 1 is a left perspective view of the invention;

FIG. 2 is a right perspective view of the invention;

FIG. 3 is a front view of the invention;

FIG. 4 is a left side view of the invention;

FIG. 5 is a right side view of the invention; and

FIG. 6 is a top view of the invention; and,

FIG. 7 is a bottom view of the invention.

Unclaimed subject matter is shown in dotted line format.

1 Claim, 5 Drawing Sheets




FIG. 1




FIG. 2




FIG. 3

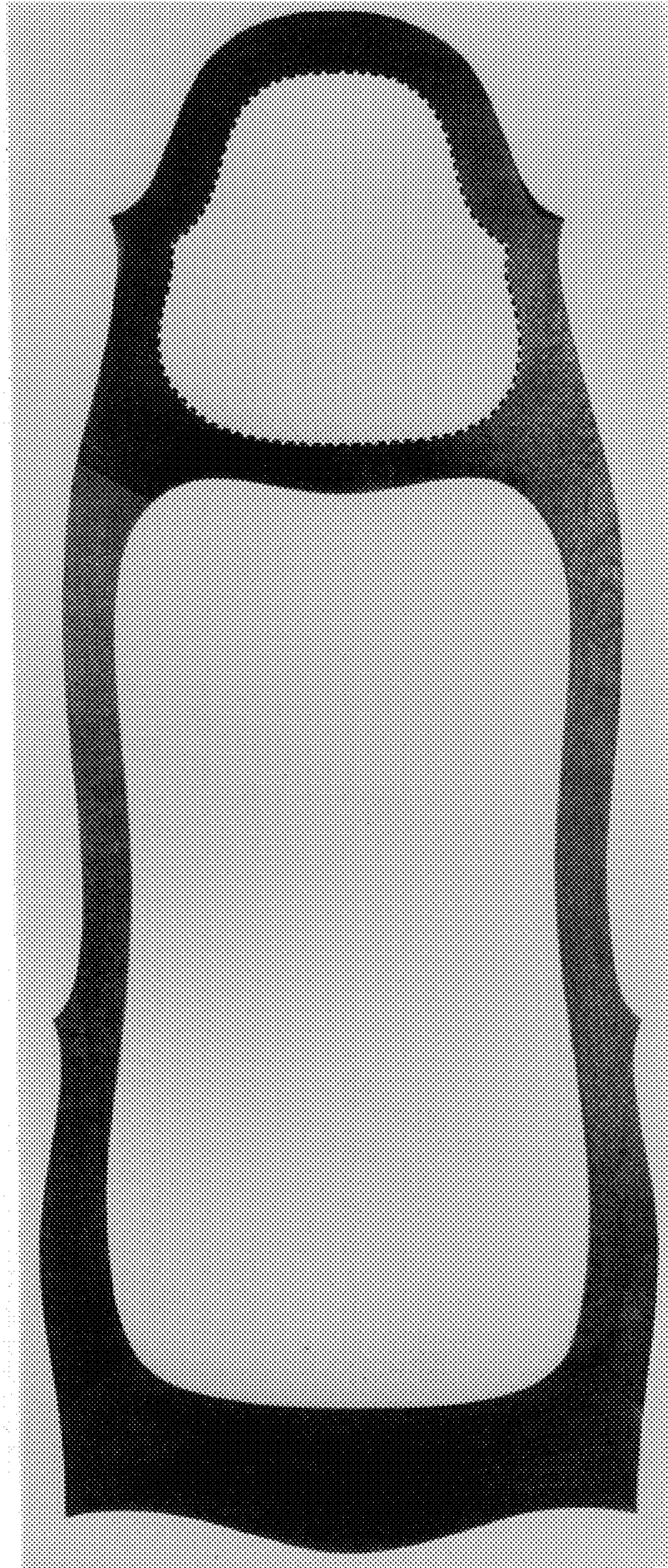


FIG. 4




FIG. 5




FIG. 6




FIG. 7

