



US00D443419S

(12) **United States Design Patent**
Mitchell

(10) **Patent No.:** **US D443,419 S**

(45) **Date of Patent:** **** Jun. 12, 2001**

(54) **WALL COVERING**

(75) Inventor: **Steven Mitchell**, Rainham (GB)

(73) Assignee: **OMNOVA Wallcovering (UK) Limited**, Kent (GB)

(**) Term: **14 Years**

(21) Appl. No.: **29/113,310**

(22) Filed: **Nov. 1, 1999**

(30) **Foreign Application Priority Data**

May 1, 1999 (GB) 2083104

(51) **LOC (7) Cl.** **05-06**

(52) **U.S. Cl.** **D5/52; D5/53**

(58) **Field of Search** D5/47, 53, 55,
D5/60, 99; D6/575, 578; 428/151, 156,
199, 542.2, 542.6, 904, 904.4

(56) **References Cited**

U.S. PATENT DOCUMENTS

D. 157,709	*	3/1950	Smith	D5/53
D. 170,144	*	8/1953	Buckley	D5/53
D. 176,623	*	1/1956	McCord	D5/47
D. 182,314	*	3/1958	Sylvester et al.	D5/47
5,445,863	*	8/1995	Slagle et al.	428/156
5,641,555	*	6/1997	Berrigan et al.	428/156
5,658,640	*	8/1997	Berrigan et al.	428/156
5,658,641	*	8/1997	Berrigan et al.	428/156

FOREIGN PATENT DOCUMENTS

M 93 09 162	*	7/1994	(DE) .
M 94 01 400	*	9/1994	(DE) .

OTHER PUBLICATIONS

Lladro Embossed Leather Surface Detail, Accessories Magazine, p. 28, Jan. 1988.*

BFGoodrich Koroseal Vinyl Wall Covering Pattern #3014-08, Apr. 1988.*

* cited by examiner

Primary Examiner—Robert M. Spear

(74) *Attorney, Agent, or Firm*—Oppenheimer, Wolff & Donnelly, LLP

(57) **CLAIM**

The ornamental design for a wall covering, as shown and described.

DESCRIPTION

FIG. 1 is a top plan view of a wall covering showing my new design, it being understood that the surface pattern repeats uniformly to the boundaries of the wall covering as shown schematically in broken lines;

FIG. 2 is a bottom plan view thereof;

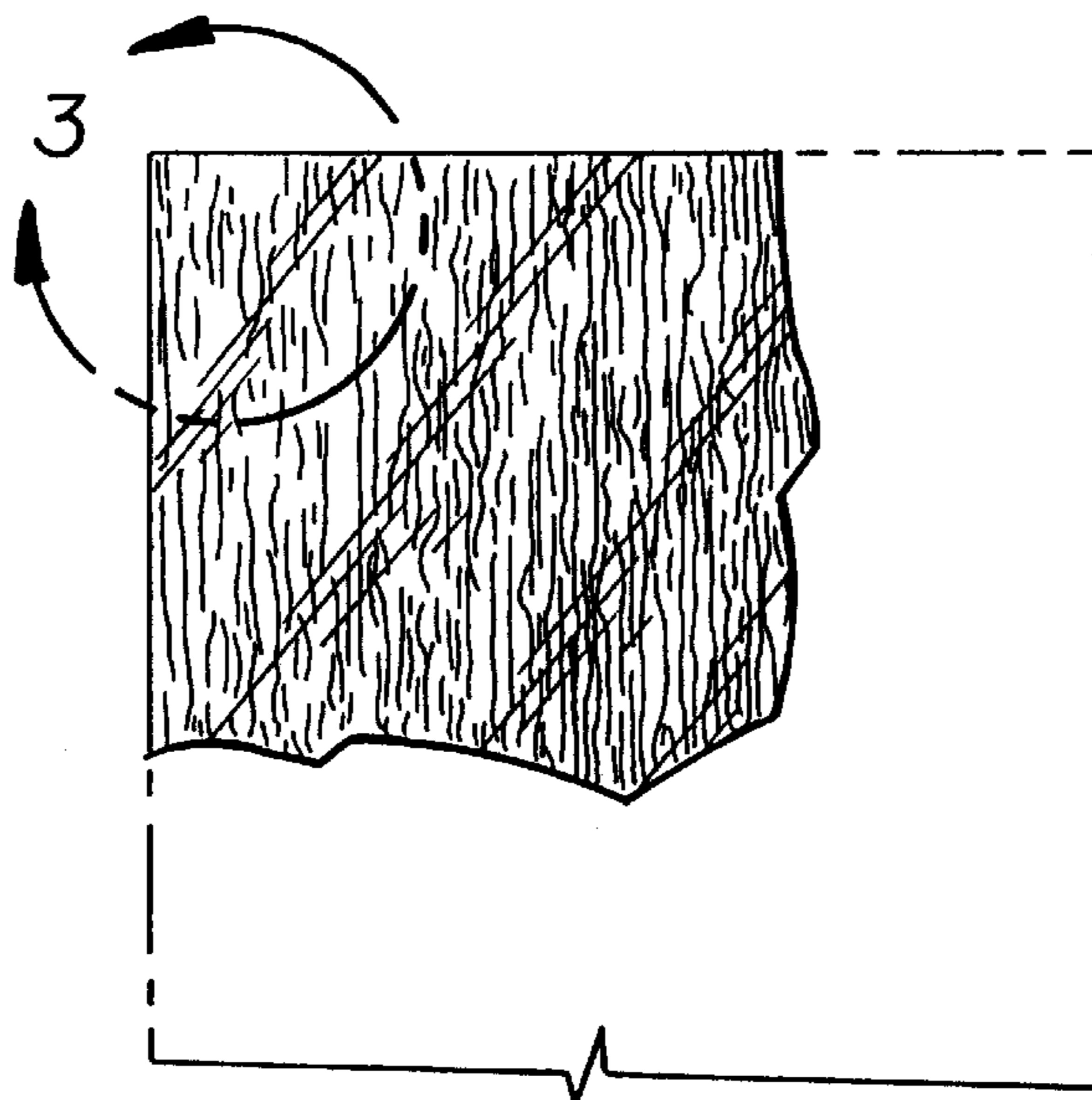
FIG. 3 is an enlarged detailed view of a portion of the wall covering of FIG. 1 taken from the area 3 of FIG. 1; and, FIG. 4 is a further enlarged cross-sectional view taken along lines 4—4 of FIG. 3.

The characteristic feature of the design resides in the surface of the wall finish being light-reflective due to metal fragments suspended in the vinyl layer and covered by an array of very fine, generally parallel ridges and intervening grooves.

The break lines along the bottom boundary in FIGS. 1-2 indicate that the wall covering has indeterminate length.

In the drawings, the broken line boundaries are for illustrative purposes only and forms no part of the claimed design.

1 Claim, 2 Drawing Sheets



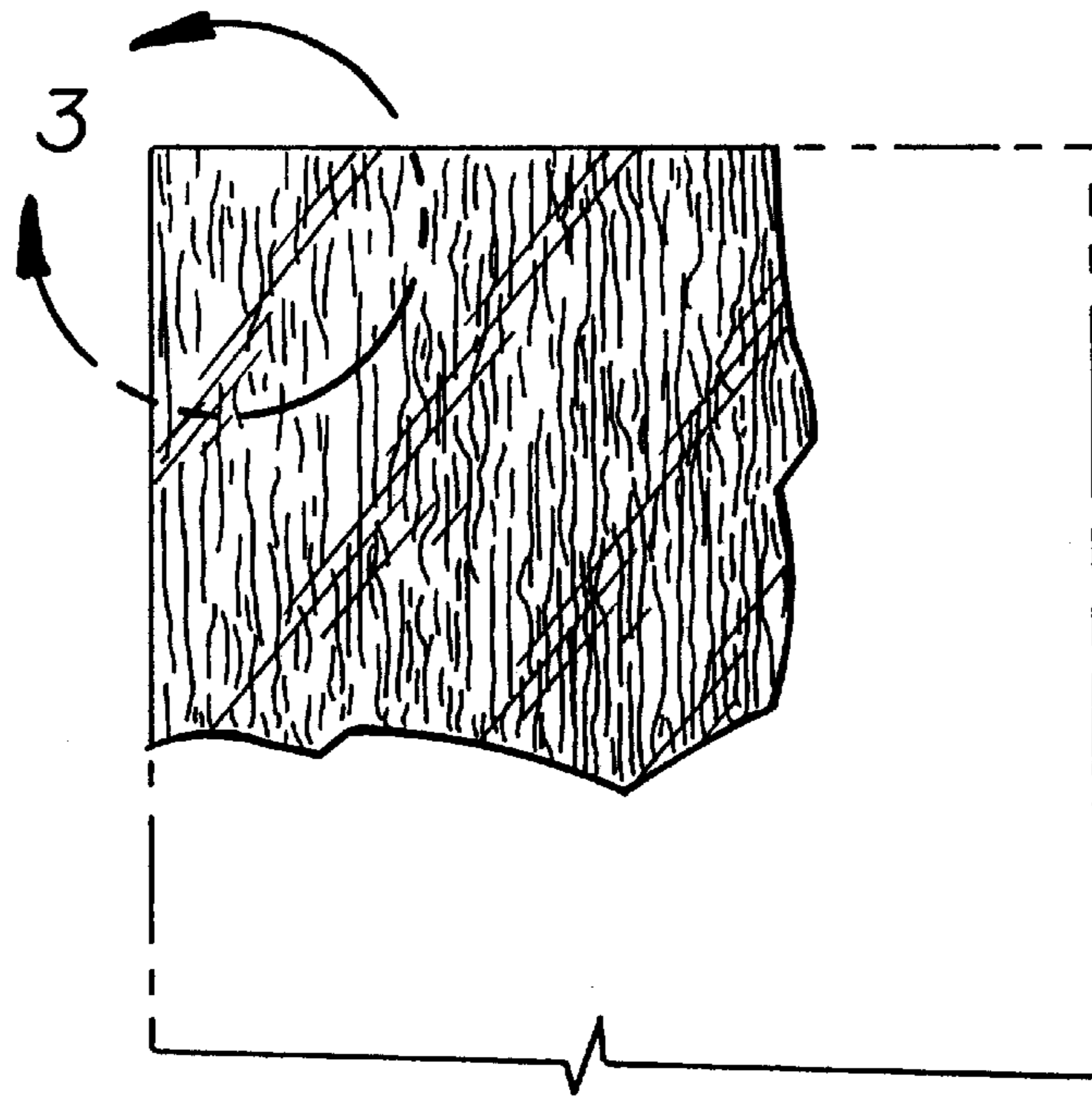


FIG. 1

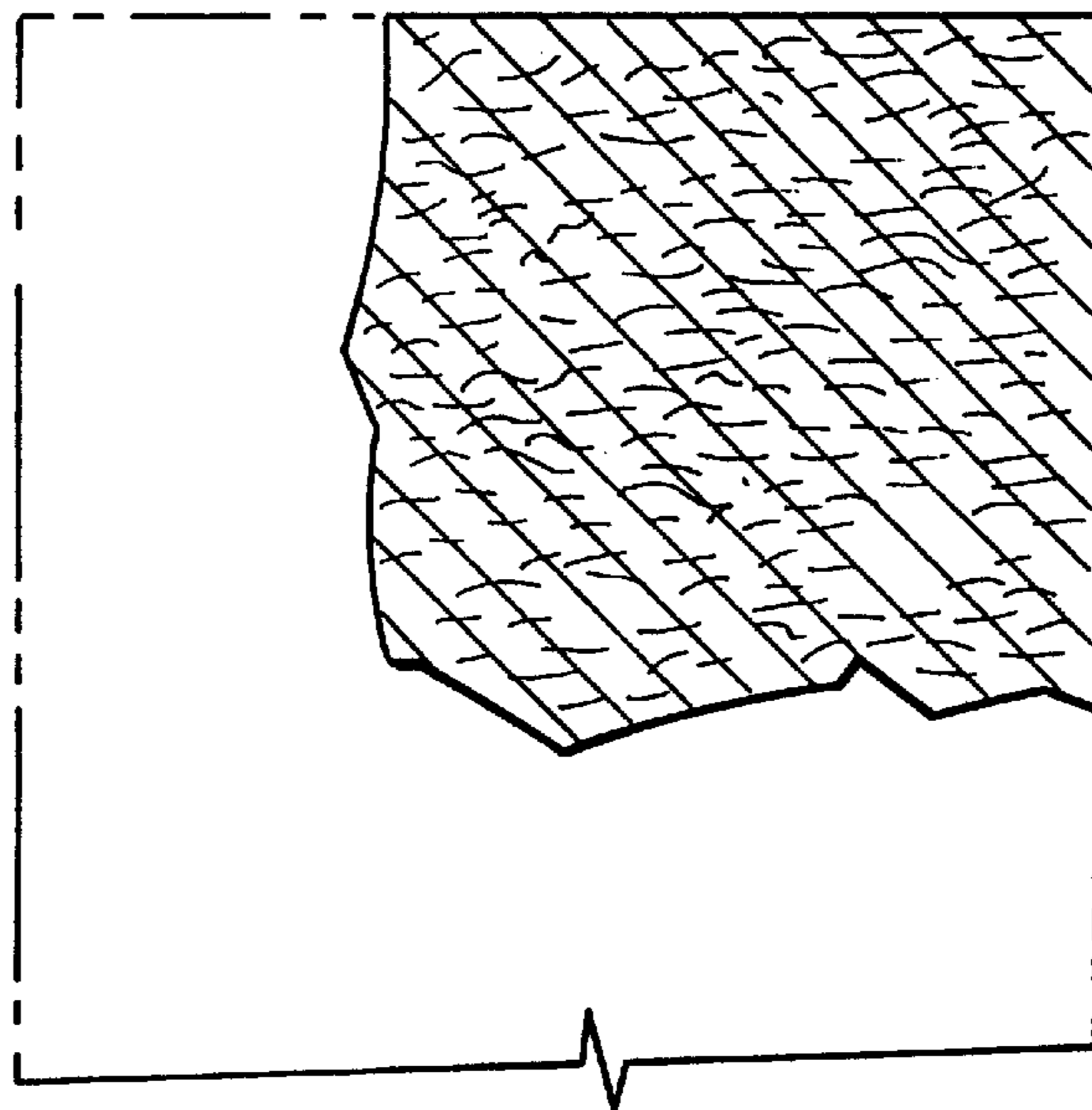


FIG. 2

FIG. 3

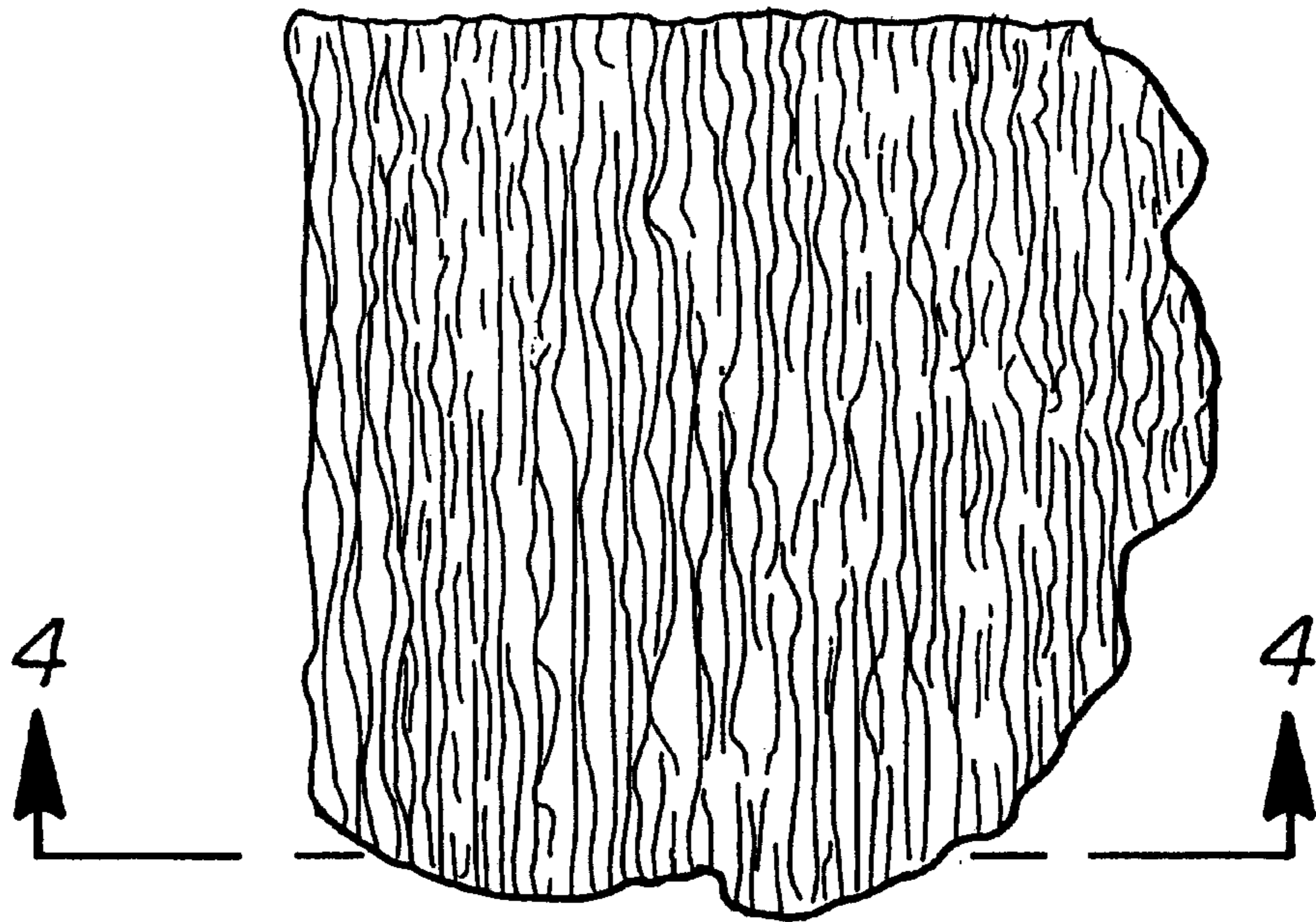


FIG. 4