



US00D443410S

(12) **United States Design Patent**
Soejanto

(10) **Patent No.:** **US D443,410 S**

(45) **Date of Patent:** **** Jun. 12, 2001**

(54) **KEY HOLDER**

Primary Examiner—Ralf Seifert

(76) Inventor: **Setio Soejanto**, J1. Muara Karang Blok X7U No.51, Jakarta (ID), 14450

(**) Term: **14 Years**

(57) **CLAIM**

The ornamental design for a key holder, as shown.

(21) Appl. No.: **29/104,499**

DESCRIPTION

(22) Filed: **May 6, 1999**

(51) **LOC (7) Cl.** **03-01**

(52) **U.S. Cl.** **D3/212**

(58) **Field of Search** D3/207-212; 206/37.1, 206/37.3, 37.4; 70/448, 453, 456 R, 458

FIG. 1 is a front view with key in a closed position; FIG. 2 is a rear view with key in a closed position; FIG. 3 is a front view with key in an open position; FIG. 4 is a rear view with key in an open position; FIG. 5 is a top view with key in a closed position; FIG. 6 is bottom view with key in a closed position; FIG. 7 is a top view with key in an open position; FIG. 8 is a bottom view with key in an open position; FIG. 9 is a right hand view with key in a closed position; FIG. 10 is a right hand view with key in an open position; and, FIG. 11 is a left hand view.

(56) **References Cited**

U.S. PATENT DOCUMENTS

D. 295,920	*	5/1988	Osofsky et al.	D3/212
D. 315,641	*	3/1991	Semeniuk	D3/207
3,209,479	*	10/1965	Manzardo	206/37.1
4,286,641	*	9/1981	Watson	206/37.4
4,785,645	*	11/1988	Dengel	70/156 R
4,901,549	*	2/1990	Dengel	70/458

* cited by examiner

1 Claim, 3 Drawing Sheets

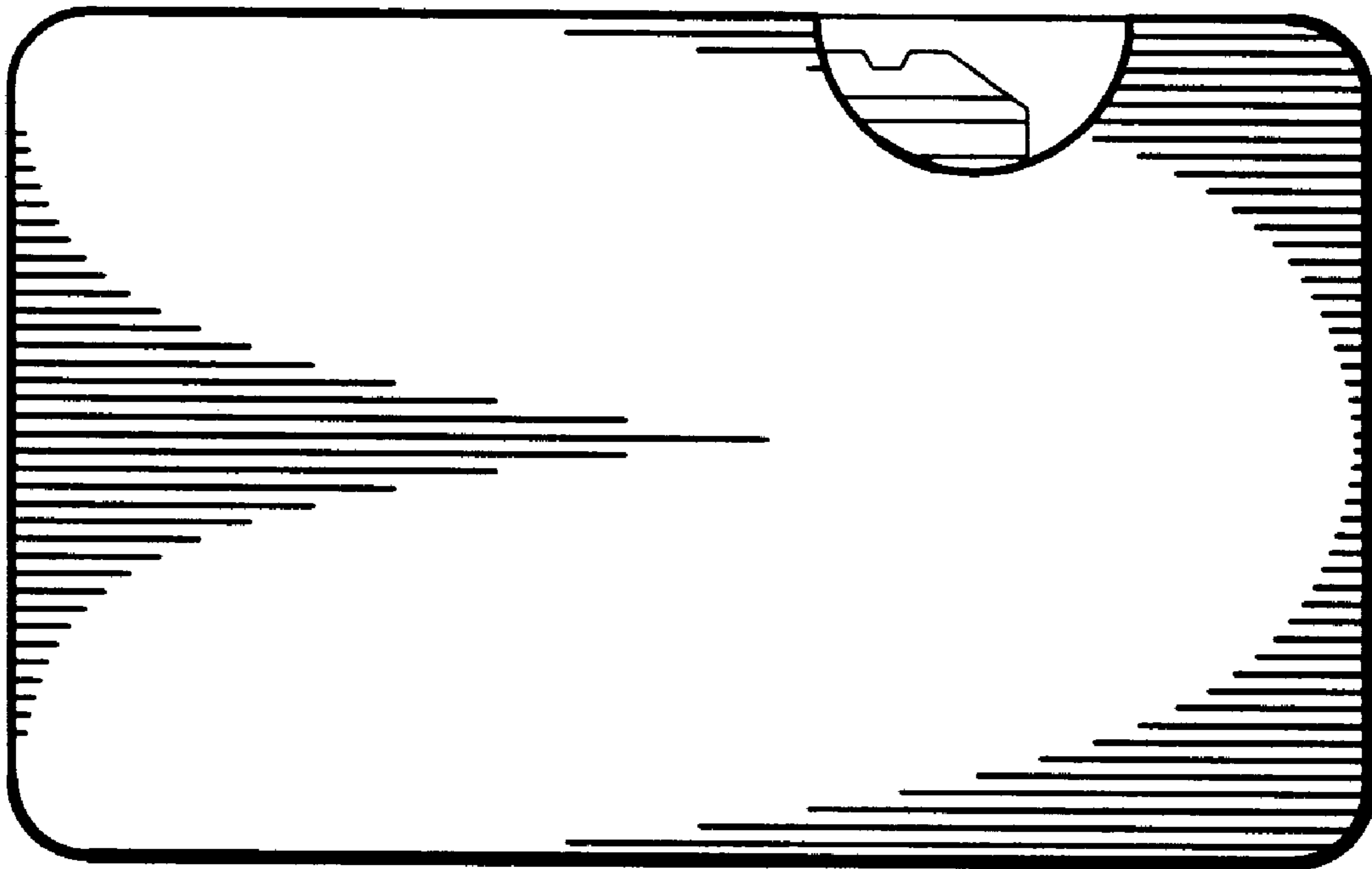




Fig. 1.

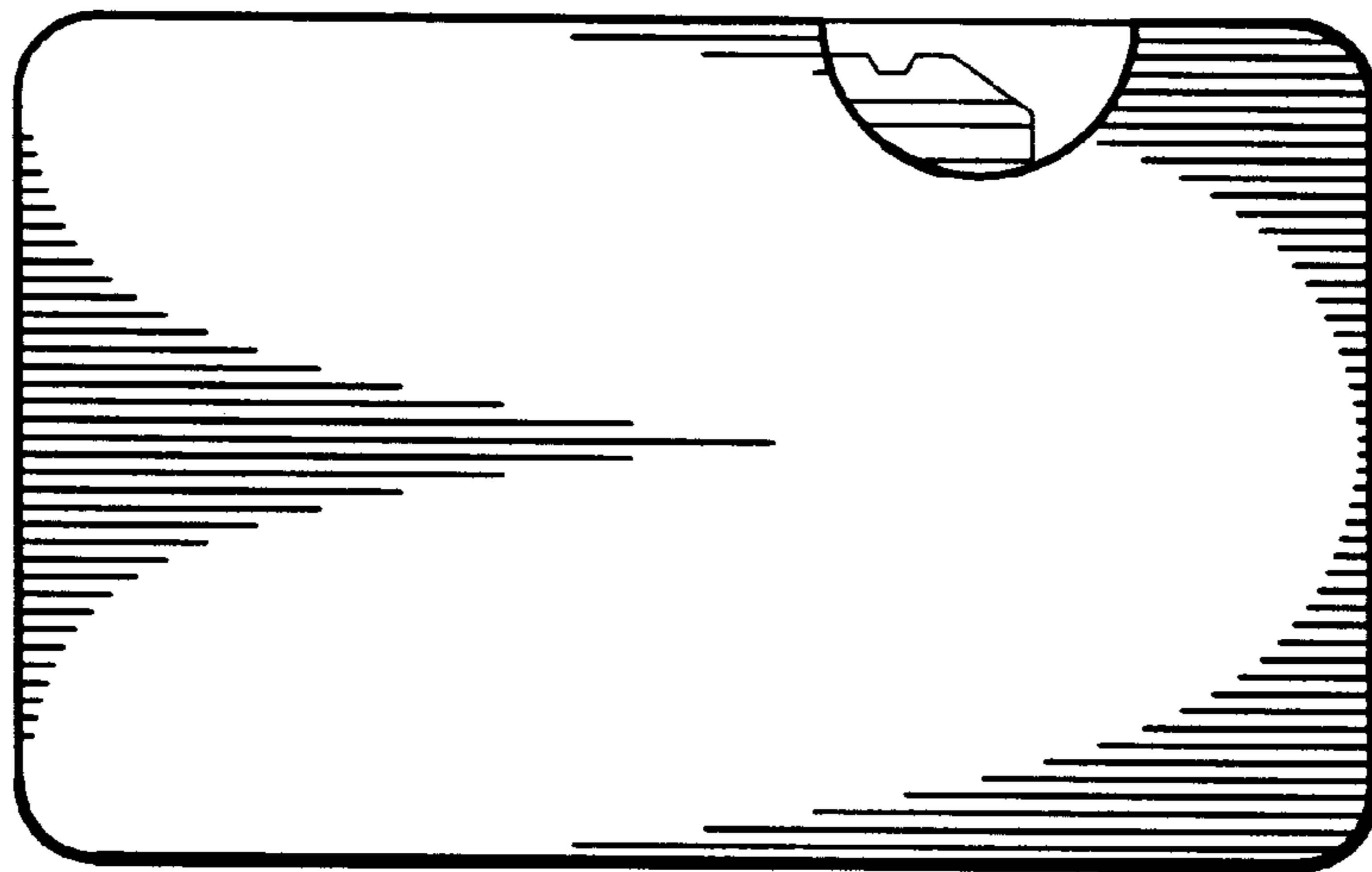


Fig. 2.

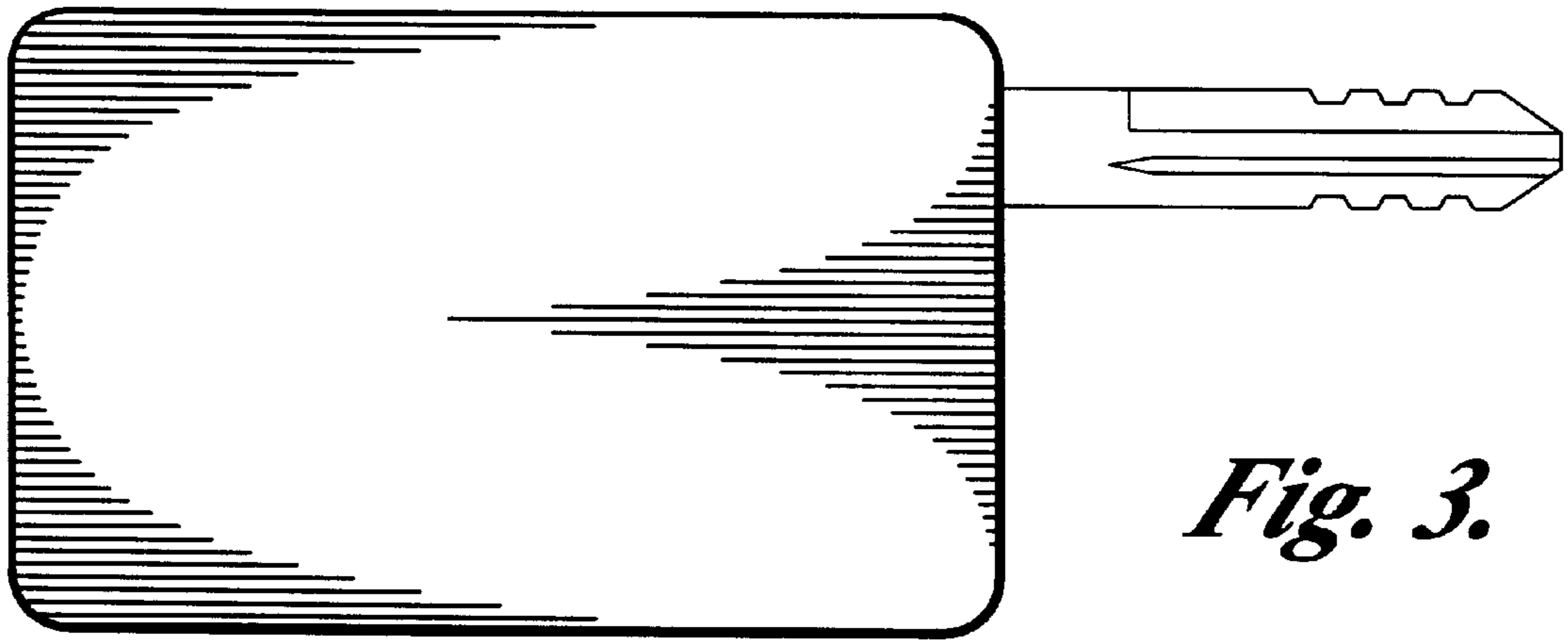


Fig. 3.

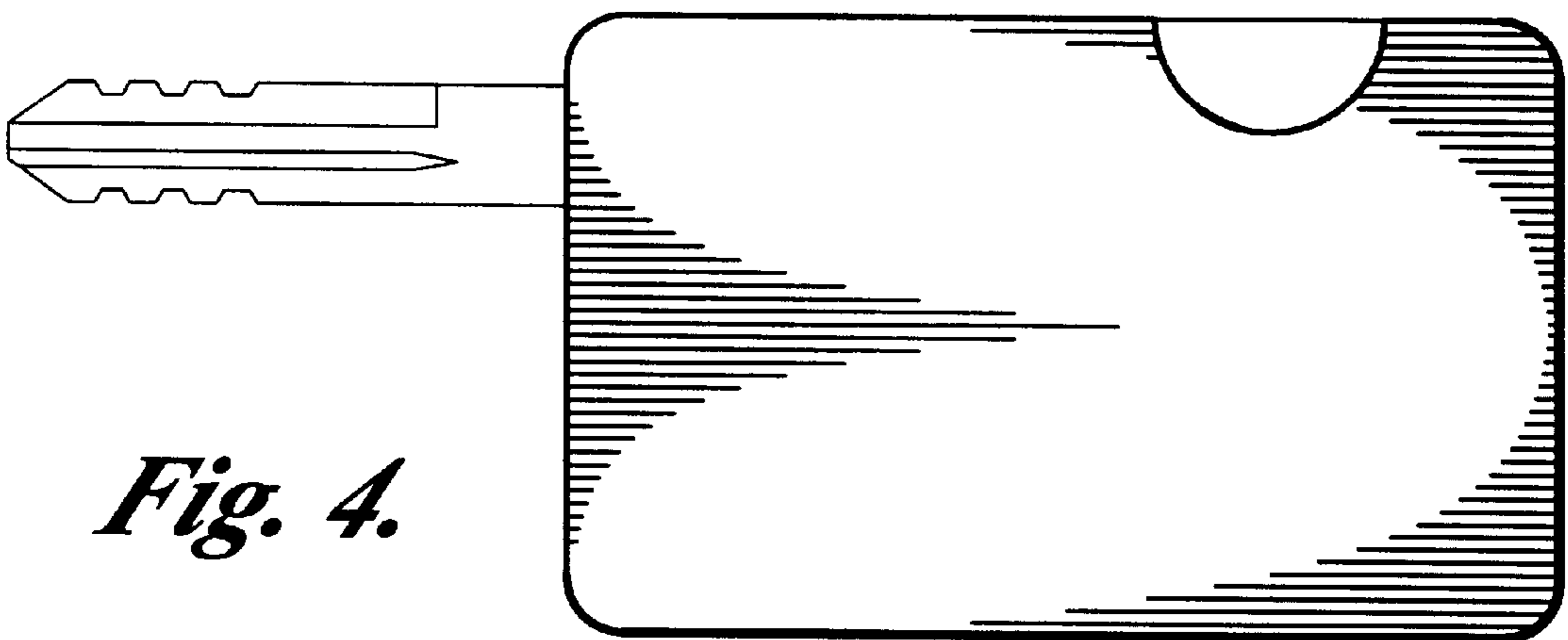


Fig. 4.



Fig. 5.



Fig. 6.



Fig. 7.



Fig. 8.



Fig. 9.



Fig. 10.



Fig. 11.