



US00D443407S

(12) **United States Design Patent**
Patterson et al.

(10) **Patent No.:** **US D443,407 S**
(45) **Date of Patent:** **** Jun. 12, 2001**

(54) **ARRANGEMENT OF WEAR BARS ON A GOLF SHOE**
(75) Inventors: **Chad Patterson**, West Springfield; **Joel A. Singer**, Quincy, both of MA (US)

3,492,744	2/1970	Bernier et al.	36/59
3,559,308	2/1971	Bernier et al.	36/2.5
3,667,141 *	6/1972	White	36/67 B
3,730,169 *	5/1973	Fiber	600/592
4,580,359	4/1986	Kurrash et al.	36/127
5,545,463 *	8/1996	Schmidt et al.	428/178
6,016,613 *	1/2000	Campbell et al.	36/59 C

(73) Assignee: **Spalding Sports Worldwide, Inc.**, Chicopee, MA (US)

* cited by examiner

(**) Term: **14 Years**

Primary Examiner—Celia Murphy

(21) Appl. No.: **29/105,477**

(57) **CLAIM**

(22) Filed: **May 26, 1999**

The ornamental design for an arrangement of wear bars on a golf shoe, as shown.

(51) **LOC (7) Cl.** **02-04**

DESCRIPTION

(52) **U.S. Cl.** **D2/962; D2/946**

(58) **Field of Search** D2/902, 909, 911, D2/914, 916, 920, 946-948, 951-962, 964, 972, 977; 36/3 B, 22 R, 25 R, 28, 29, 32 R, 43, 59 C, 136

FIG. 1 is a bottom plan view of an arrangement of wear bars on a golf shoe showing my new design; the broken lines showing a shoe sole being to illustrate the environment, and forming no part of the claimed design;

(56) **References Cited**

FIG. 2 is an enlarged bottom plan view of the arrangement of wear bars on a golf shoe of FIG. 1.

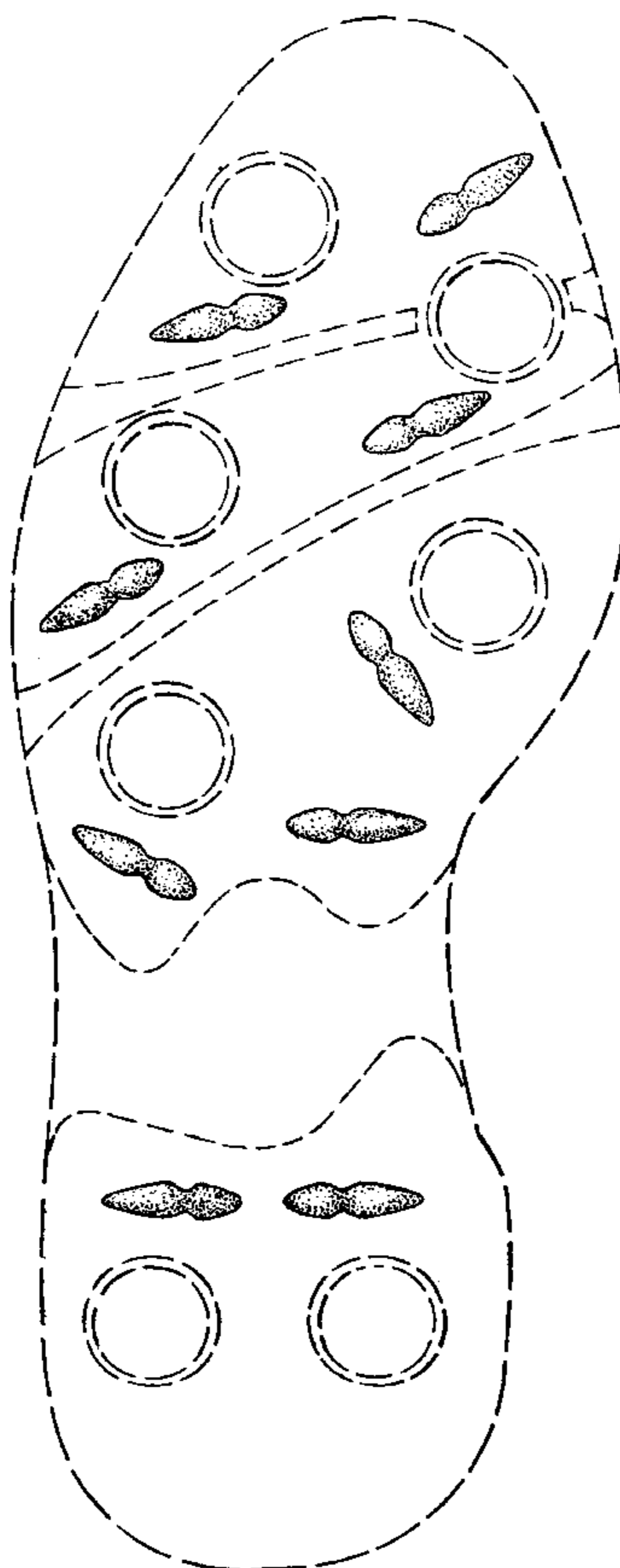
U.S. PATENT DOCUMENTS

D. 272,580 *	2/1984	Stubblefield	D2/956
D. 281,461 *	11/1985	Bergmans	D2/957
D. 303,730 *	10/1989	Autry et al.	D2/954
D. 403,147	12/1998	Erickson	D2/962
D. 416,127 *	11/1999	Silvers	D2/962
D. 425,689 *	5/2000	Jannard et al.	D2/956
D. 432,761 *	10/2000	Patterson et al.	D2/951

FIG. 3 is a right side view of the arrangement of wear bars on a golf shoe of FIG. 2, the opposite side being a mirror image; and,

FIG. 4 is a front end view of the arrangement of wear bars on a golf shoe of FIG. 2, the opposite side being a mirror image.

1 Claim, 2 Drawing Sheets



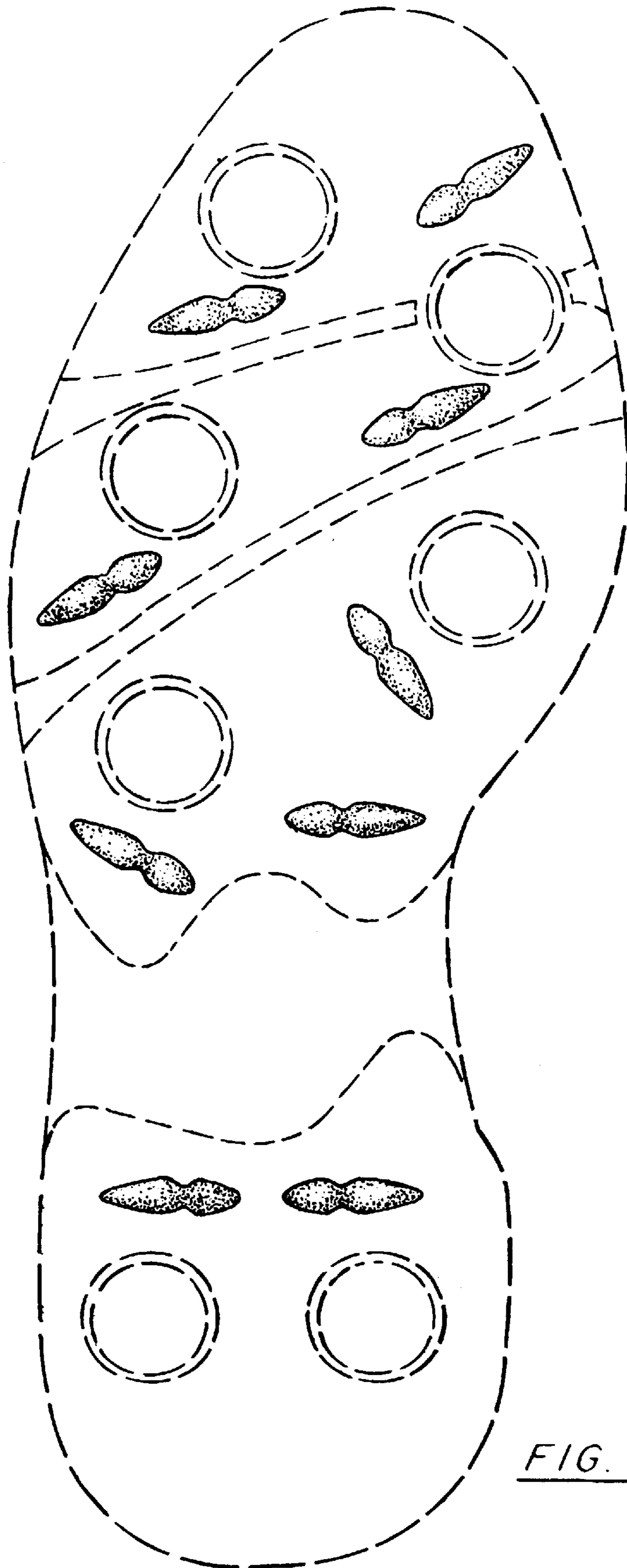


FIG. 1



FIG. 3



FIG. 4

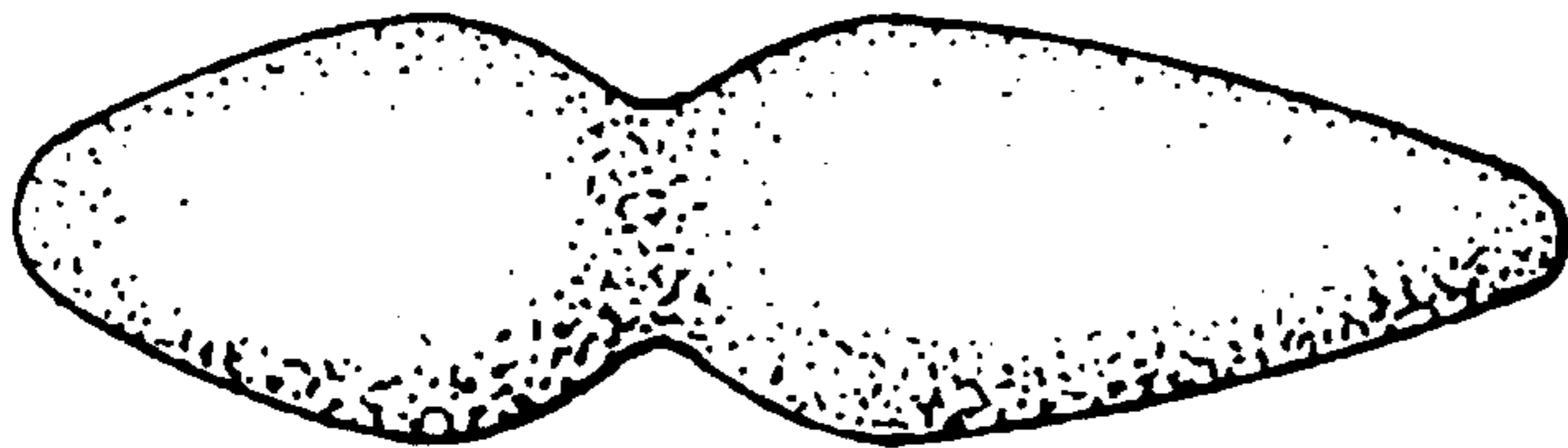


FIG. 2