



US00D443403S

(12) **United States Design Patent**
Vazquez

(10) **Patent No.:** **US D443,403 S**

(45) **Date of Patent:** **** Jun. 12, 2001**

(54) **APRON WITH FOLD POCKET**

(75) Inventor: **Maximino Vazquez**, New York, NY
(US)

(73) Assignee: **Maxworld, Inc.**, New York, NY (US)

(**) Term: **14 Years**

(21) Appl. No.: **29/109,201**

(22) Filed: **Aug. 12, 1999**

(51) **LOC (7) Cl.** **02-02**

(52) **U.S. Cl.** **D2/861; D2/860; D2/864**

(58) **Field of Search** D2/500, 700, 705,
D2/706, 711, 717, 719, 720, 728, 734,
739, 742, 746, 777, 826, 856, 860, 861,
862, 863, 864, 983; D6/608; D24/124,
125, 199; 128/870; 2/46, 47, 48, 53, 56,
49.1, 49.2, 49.3, 49.4, 50, 51, 55, 69, 75,
69.5, 83, 84, 88, 104, 105, 113, 312, 912;
248/102, 104

(56) **References Cited**

U.S. PATENT DOCUMENTS

- D. 140,330 * 2/1945 Baker .
- D. 170,689 * 10/1953 Godfredsen .
- D. 174,495 * 4/1955 Fraser et al. .
- D. 253,016 * 10/1979 Frank D2/795
- D. 255,392 * 6/1980 Geffner D2/864
- D. 258,020 * 1/1981 Bryce D2/864
- D. 259,673 * 6/1981 Ruszczynski D2/864
- D. 301,382 * 6/1989 Meade D2/862

- D. 323,238 * 1/1992 Lee D2/864
- D. 436,243 * 1/2001 Hoy D2/864
- 1,568,826 * 1/1926 Gallemore .
- 2,317,176 * 4/1943 Byrd .
- 2,464,946 * 3/1949 Ryan 2/75
- 2,907,042 * 10/1959 Murphy 2/48
- 3,004,315 * 10/1961 Masure .
- 3,350,720 * 11/1967 Freund 2/48
- 4,343,046 * 8/1982 Zebell 2/105
- 4,523,333 * 6/1985 Spangler 2/49.3

* cited by examiner

Primary Examiner—Celia Murphy

(57) **CLAIM**

The ornamental design for an apron with fold pocket, as shown and described.

DESCRIPTION

FIG. 1 is a front right side view illustrated on mannequin, the left front side being a mirror image of the right side. The phantom lines showing the bottom and top of the apron (i.e. the neck lines and the length lines) illustrate the environment only and form no part of the claimed design.

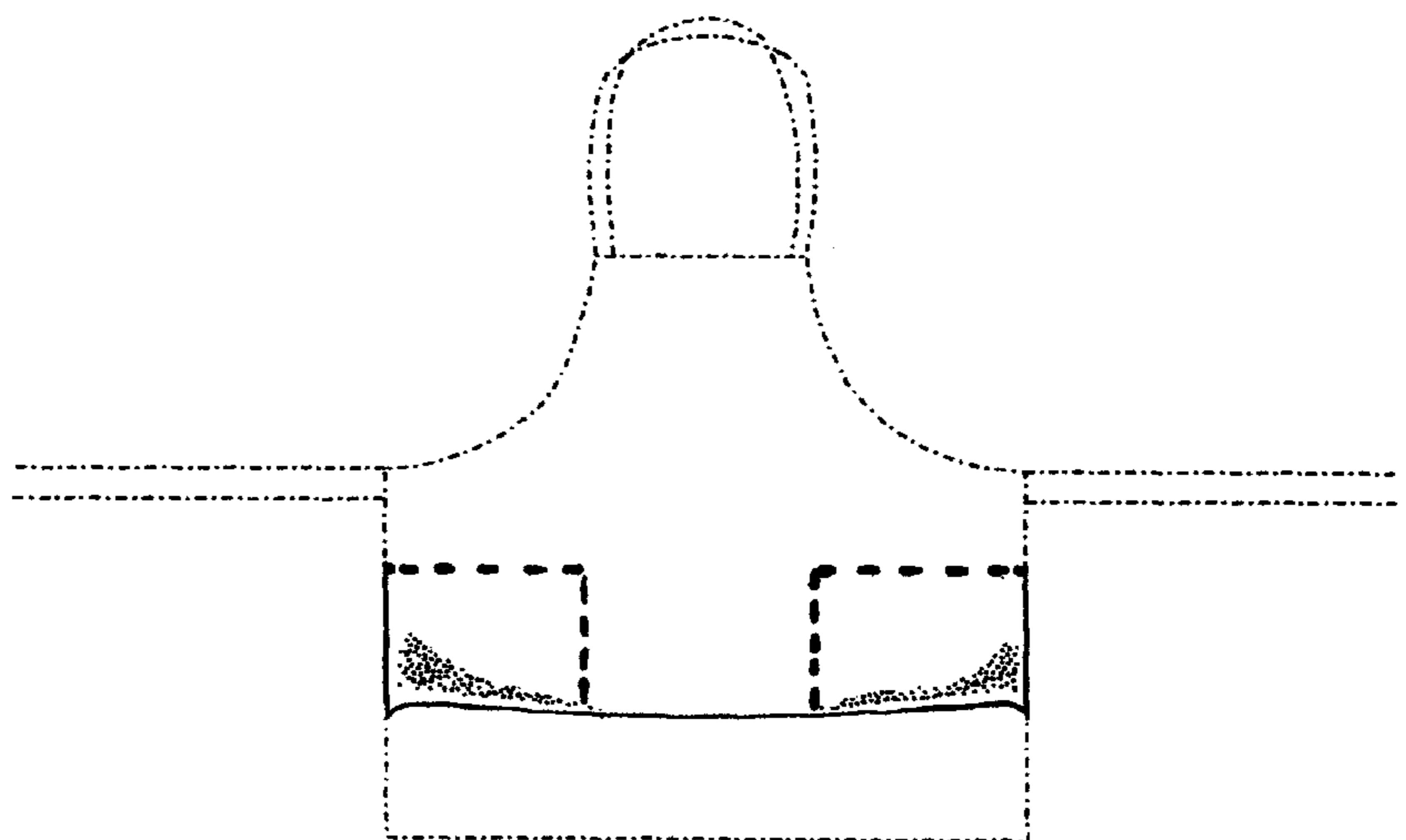

FIG. 2 is a front elevational view thereof; the apron being spread flat; and,

FIG. 3 is a rear elevational view of FIG. 2.

The dark thick broken lines in the FIGS. 1, 2, and 3 are understood to represent conventional stitching.

Any unshown portions of the apron are not part of the claimed design.

1 Claim, 2 Drawing Sheets



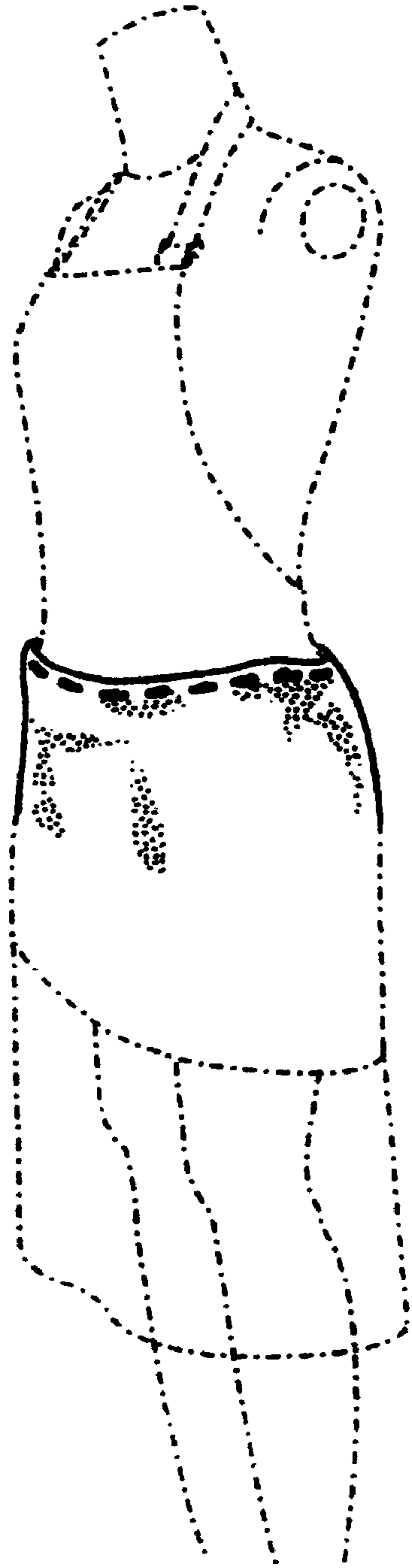


FIG. 1

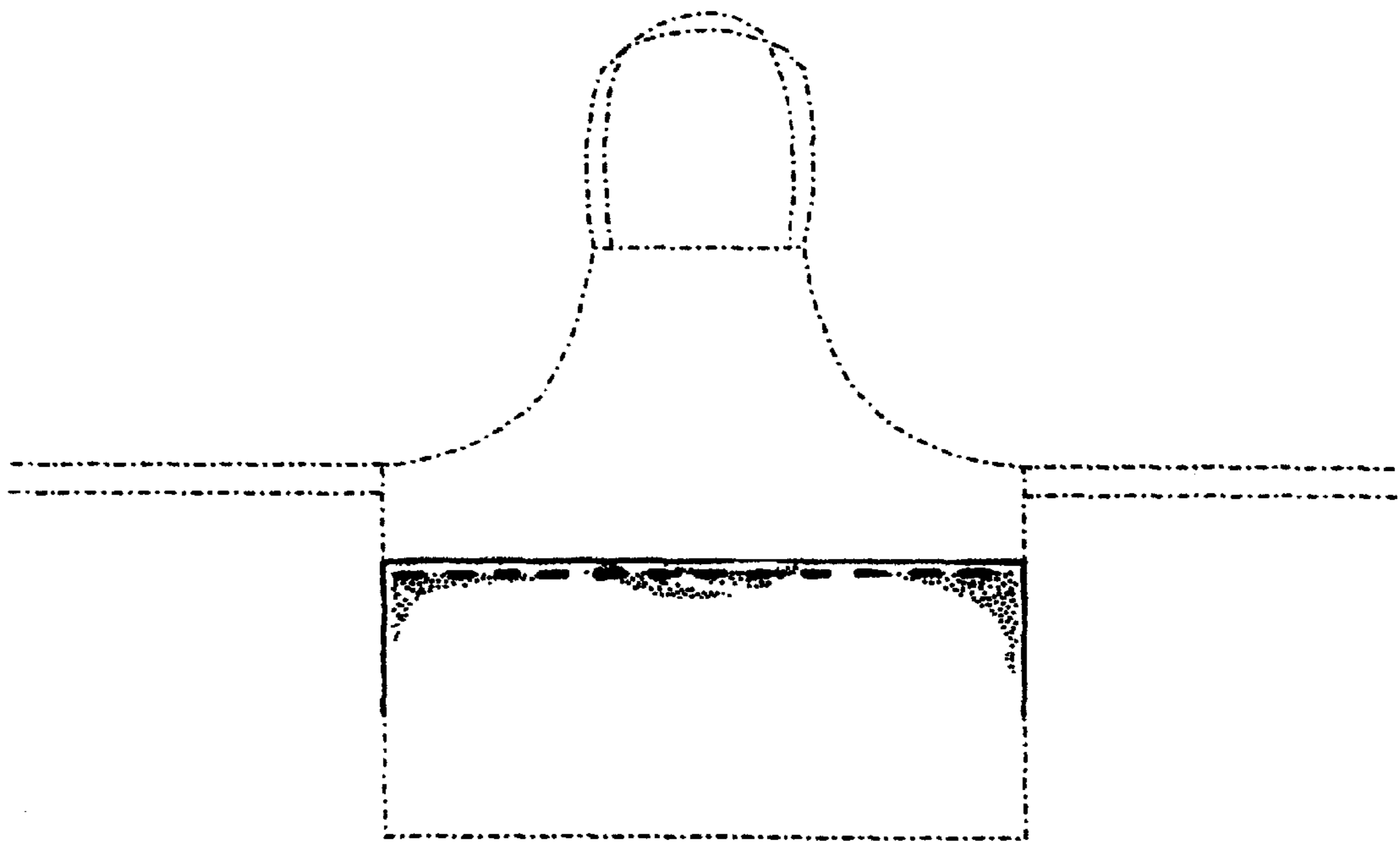


FIG. 2

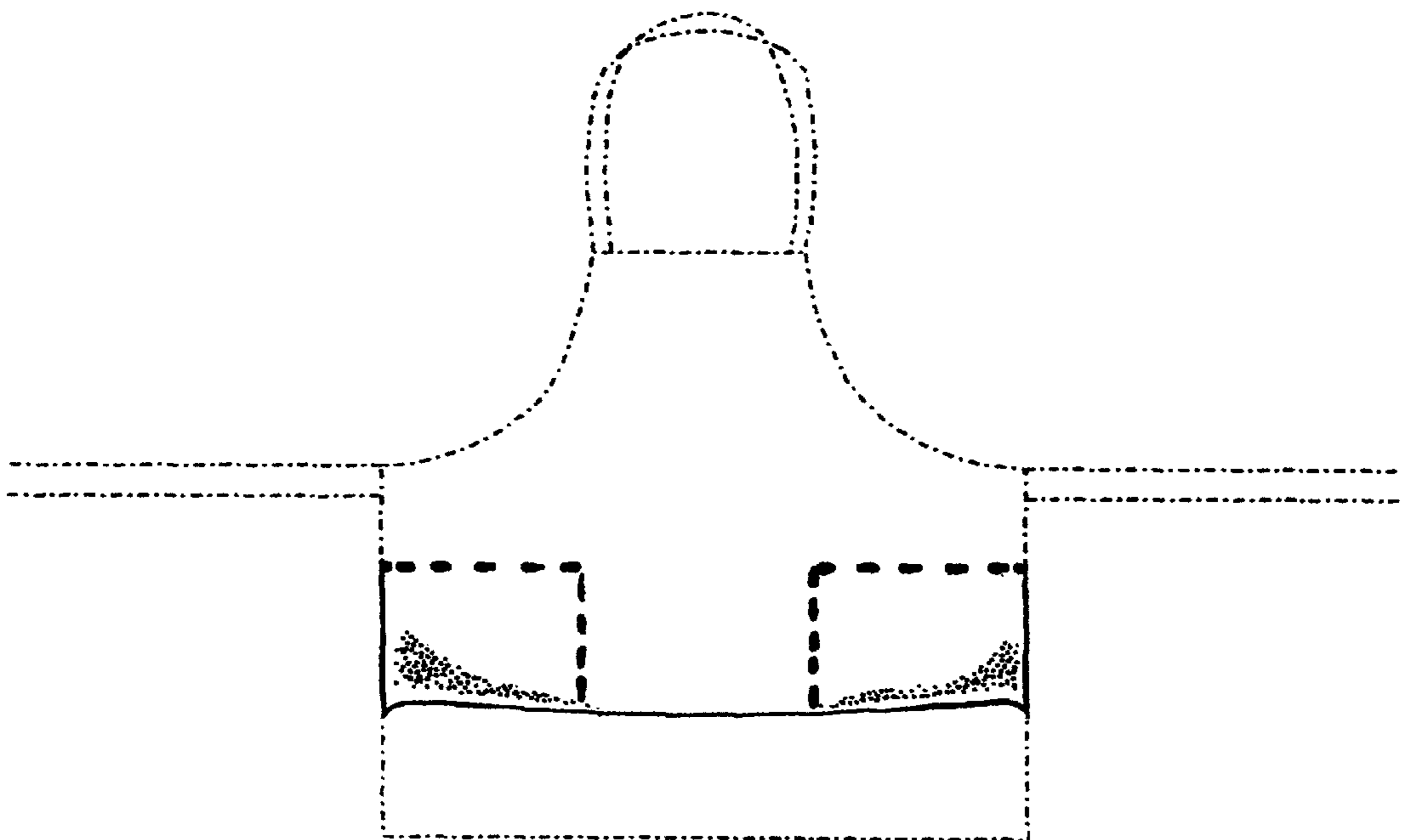


FIG. 3