



US00D443390S

(12) **United States Design Patent**
Freeman et al.

(10) **Patent No.:** **US D443,390 S**

(45) **Date of Patent:** **** Jun. 5, 2001**

(54) **CAT WITH YARN SOAP**

(76) Inventors: **Faith Freeman**, 3632 Rebel Cir.,
Huntington Beach, CA (US) 92649;
Leon J. Savoit, IV, 1061 N. Cypress,
La Habra, CA (US) 90631

683,181 9/1901 Mereness .
1,618,323 2/1927 Blomstrom .
1,979,411 11/1934 Sands .
2,917,856 12/1959 Soloff .
3,398,219 8/1968 Kelly et al. .
5,869,437 2/1999 Wolfersberger .

(**) **Term:** **14 Years**

FOREIGN PATENT DOCUMENTS

(21) **Appl. No.:** **29/132,066**

39159899 9/1984 (JP) .
7810659 4/1990 (NL) .

(22) **Filed:** **Nov. 1, 2000**

OTHER PUBLICATIONS

(51) **LOC (7) Cl.** **28-02**

(52) **U.S. Cl.** **D28/8.2**

(58) **Field of Search** D28/8.1, 8.2; D9/307,
D9/318; D11/134, 135, 158; D21/617; 510/133,
137-149, 439, 440, 446-449; D1/106, 107,
110

Hong Kong Enterprise Oct. 1999, p. 668: soaps on lower
third of page.*

Primal Elements Spring/Summer 2001 Catalog 25 pages.

* cited by examiner

Primary Examiner—Ted Shooman

Assistant Examiner—C Tuttle

(74) *Attorney, Agent, or Firm*—Stetina Brunda Garred &
Brucker

(56) **References Cited**

U.S. PATENT DOCUMENTS

- D. 84,807 8/1931 Buschman .
- D. 118,560 1/1940 Imre .
- D. 131,684 3/1942 Feinberg et al. .
- D. 178,200 7/1956 McKenzie et al. .
- D. 252,054 6/1979 Carles .
- D. 259,064 4/1981 Lee .
- D. 277,740 2/1985 Harmeson .
- D. 350,371 9/1994 Rayle .
- D. 366,730 1/1996 Chen .
- D. 412,375 7/1999 Freeman .
- D. 413,692 9/1999 Freeman .
- D. 415,590 10/1999 Freeman .
- D. 416,107 11/1999 Freeman .
- D. 416,788 * 11/1999 Jones et al. D21/617 X
- D. 418,941 1/2000 Freeman .
- D. 419,720 1/2000 Freeman .
- D. 426,021 * 5/2000 Freeman D28/8.2

(57) **CLAIM**

The ornamental design for a cat with yarn soap, as shown
and described.

DESCRIPTION

FIG. 1 is a front perspective view of the cat with yarn soap
showing our new design;

FIG. 2 is a front elevational view thereof;

FIG. 3 is a rear elevational view thereof;

FIG. 4 is a top plan view thereof;

FIG. 5 is a bottom plan view thereof;

FIG. 6 is a right side elevational view thereof; and,

FIG. 7 is the left side elevational view thereof.

1 Claim, 1 Drawing Sheet

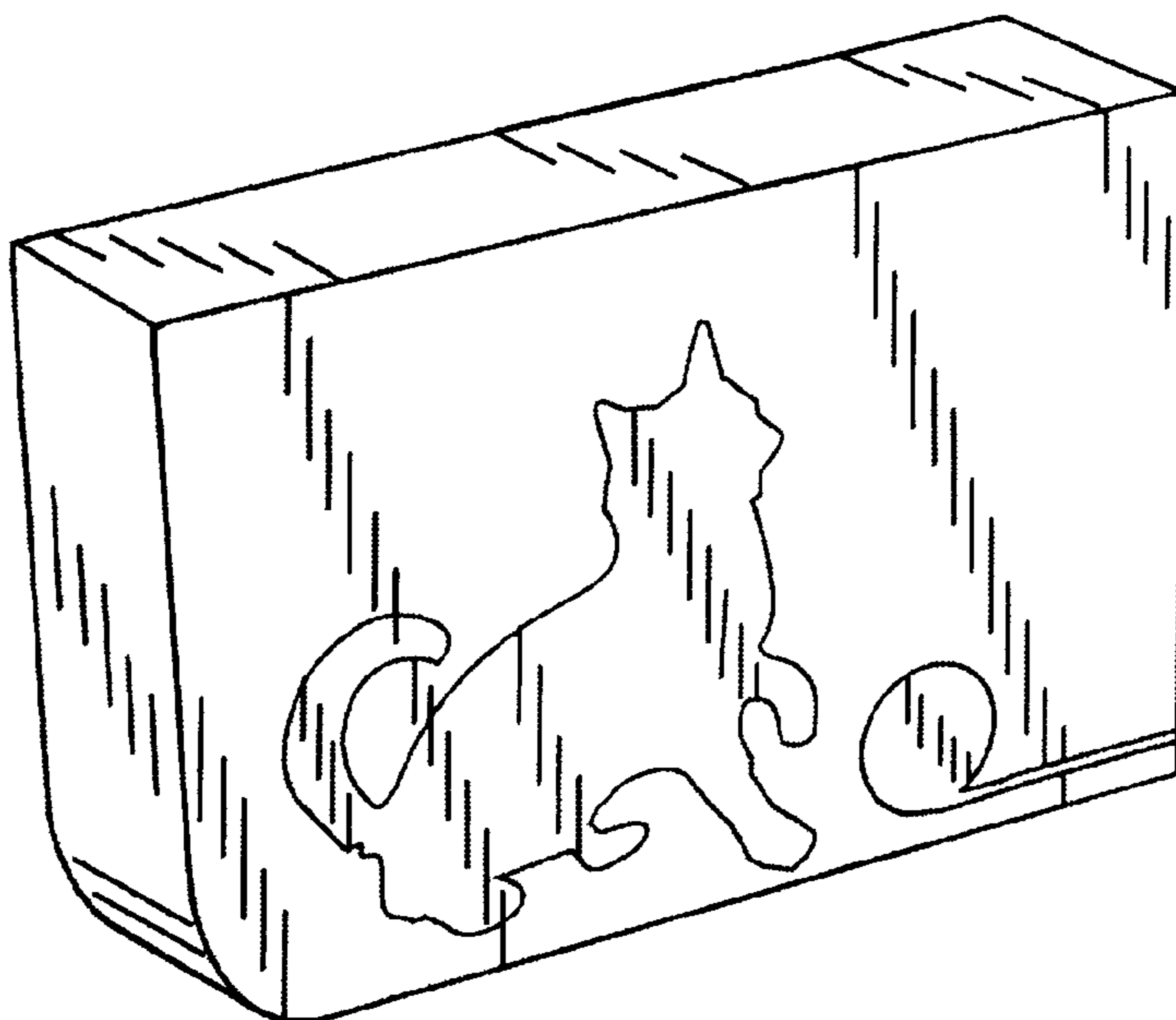


Fig. 1


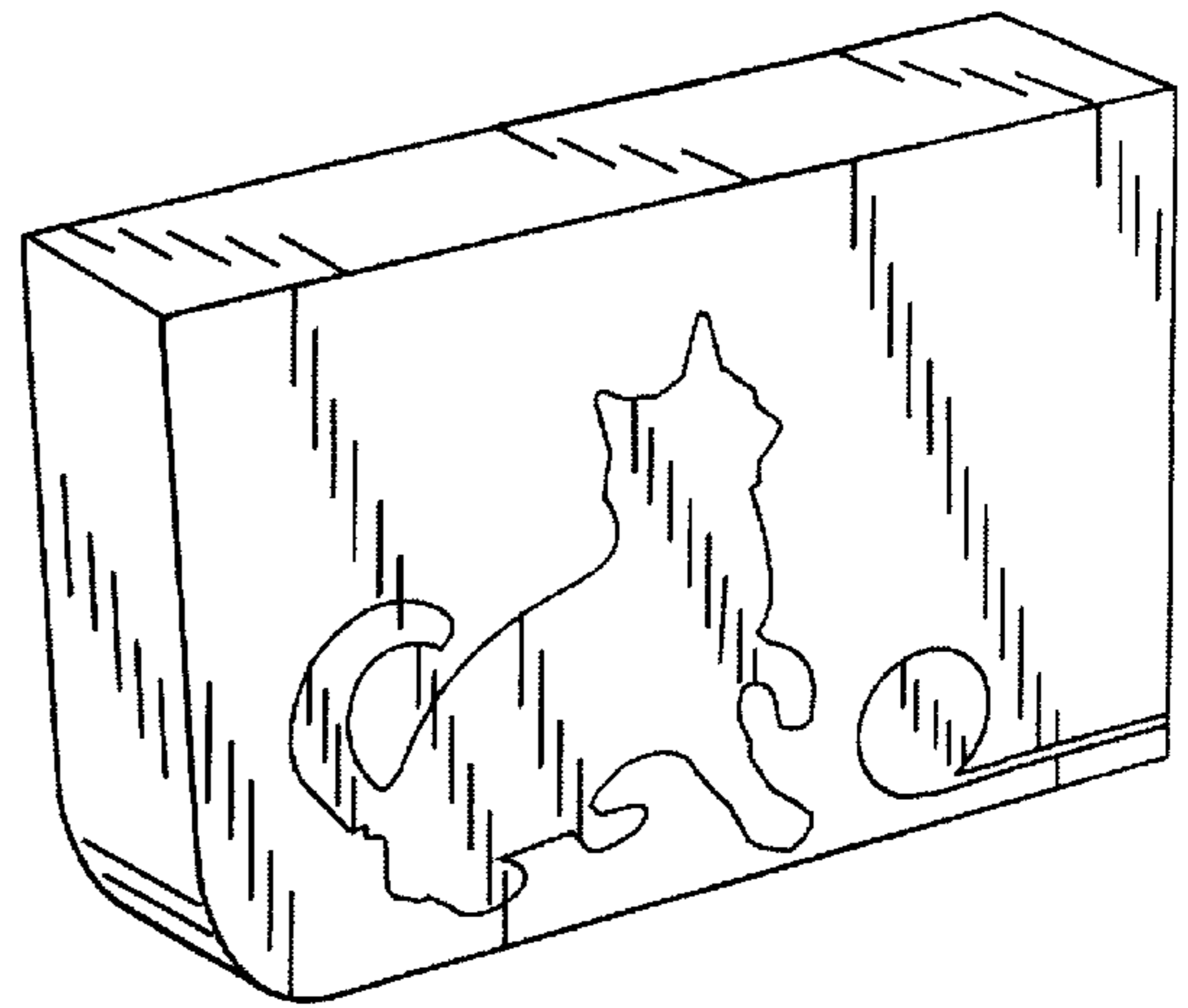


Fig. 2

Fig. 3

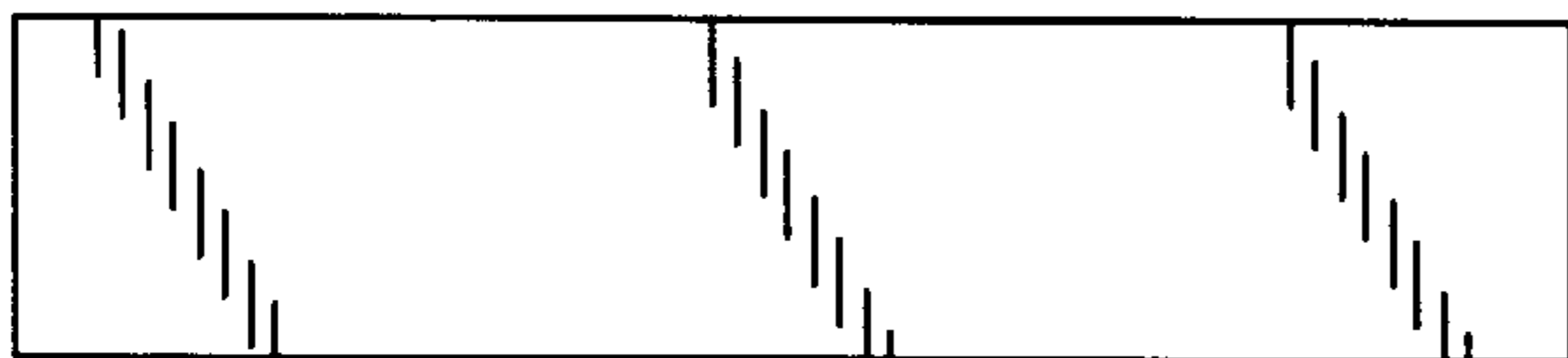



Fig. 4

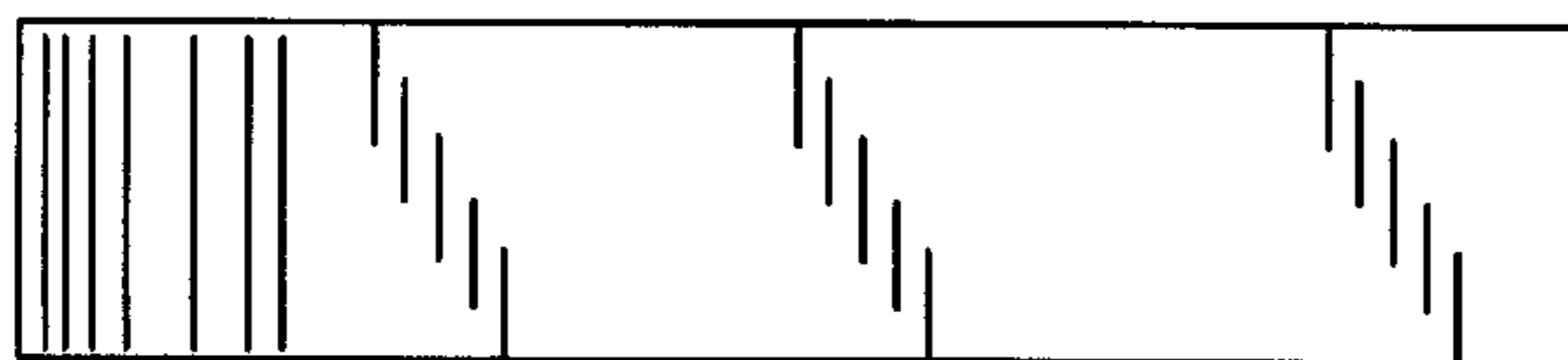


Fig. 5

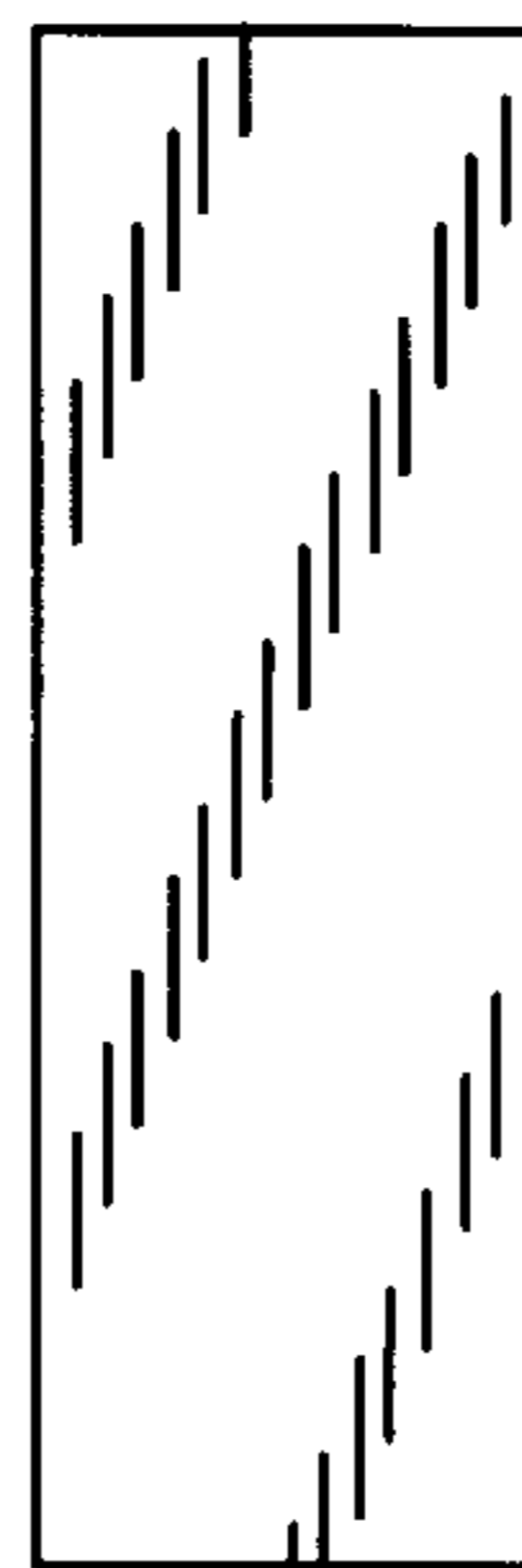


Fig. 6

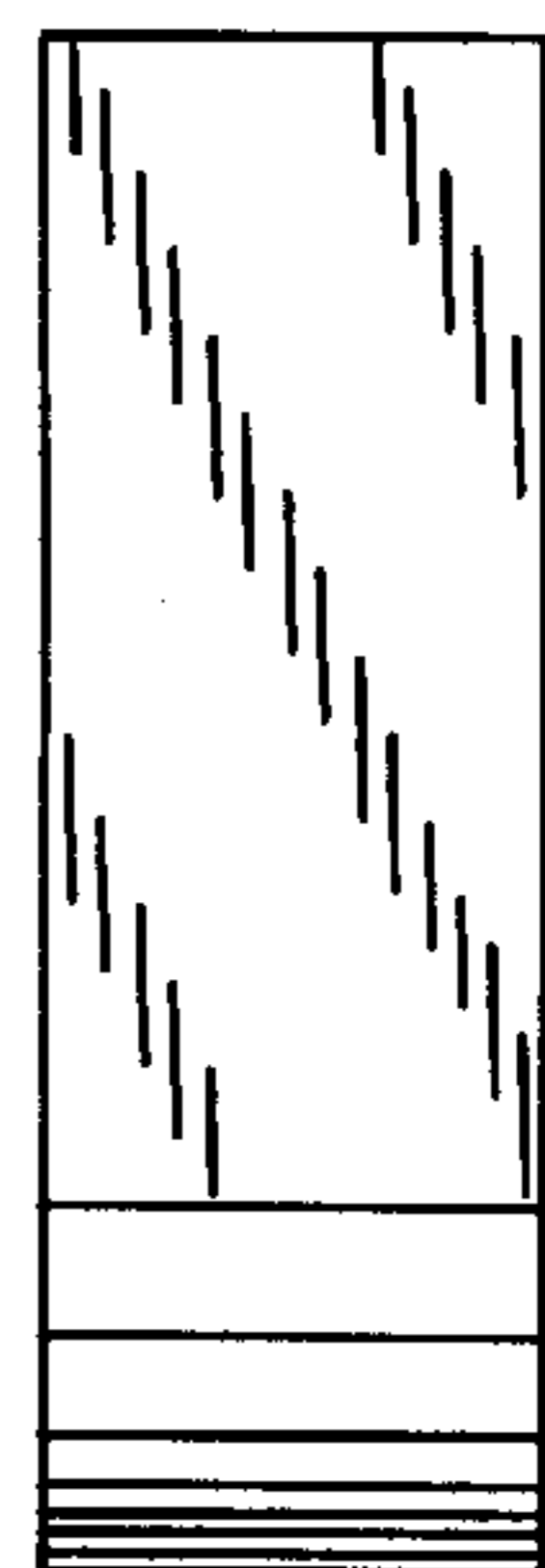


Fig. 7