



US00D443352S

(12) **United States Design Patent**  
**Lantz**

(10) **Patent No.:** **US D443,352 S**

(45) **Date of Patent:** **\*\* Jun. 5, 2001**

(54) **FAN BLADE**

(76) Inventor: **Paul R. Lantz**, 13426 Stephendale Dr.,  
Charlotte, NC (US) 28273

(\*\*) Term: **14 Years**

(21) Appl. No.: **29/129,216**

(22) Filed: **Sep. 8, 2000**

(51) **LOC (7) Cl.** ..... **23-04**

(52) **U.S. Cl.** ..... **D23/413**

(58) **Field of Search** ..... D23/377, 379,  
D23/385, 411, 413; 416/5

(56) **References Cited**

**U.S. PATENT DOCUMENTS**

- D. 377,976 \* 2/1997 Jaspers ..... D23/377
- D. 396,533 \* 7/1998 Tsuji ..... D23/411

\* cited by examiner

*Primary Examiner*—Lisa Lichtenstein

(74) *Attorney, Agent, or Firm*—Christopher C. Dremann

(57) **CLAIM**

The ornamental design for a fan blade, as shown and described herein.

**DESCRIPTION**

FIG. 1 is an environmental perspective view of a fan blade showing my new design;

FIG. 2 is an enlarged bottom view thereof;

FIG. 3 is an enlarged rear end view thereof;

FIG. 4 is an enlarged right side view thereof;

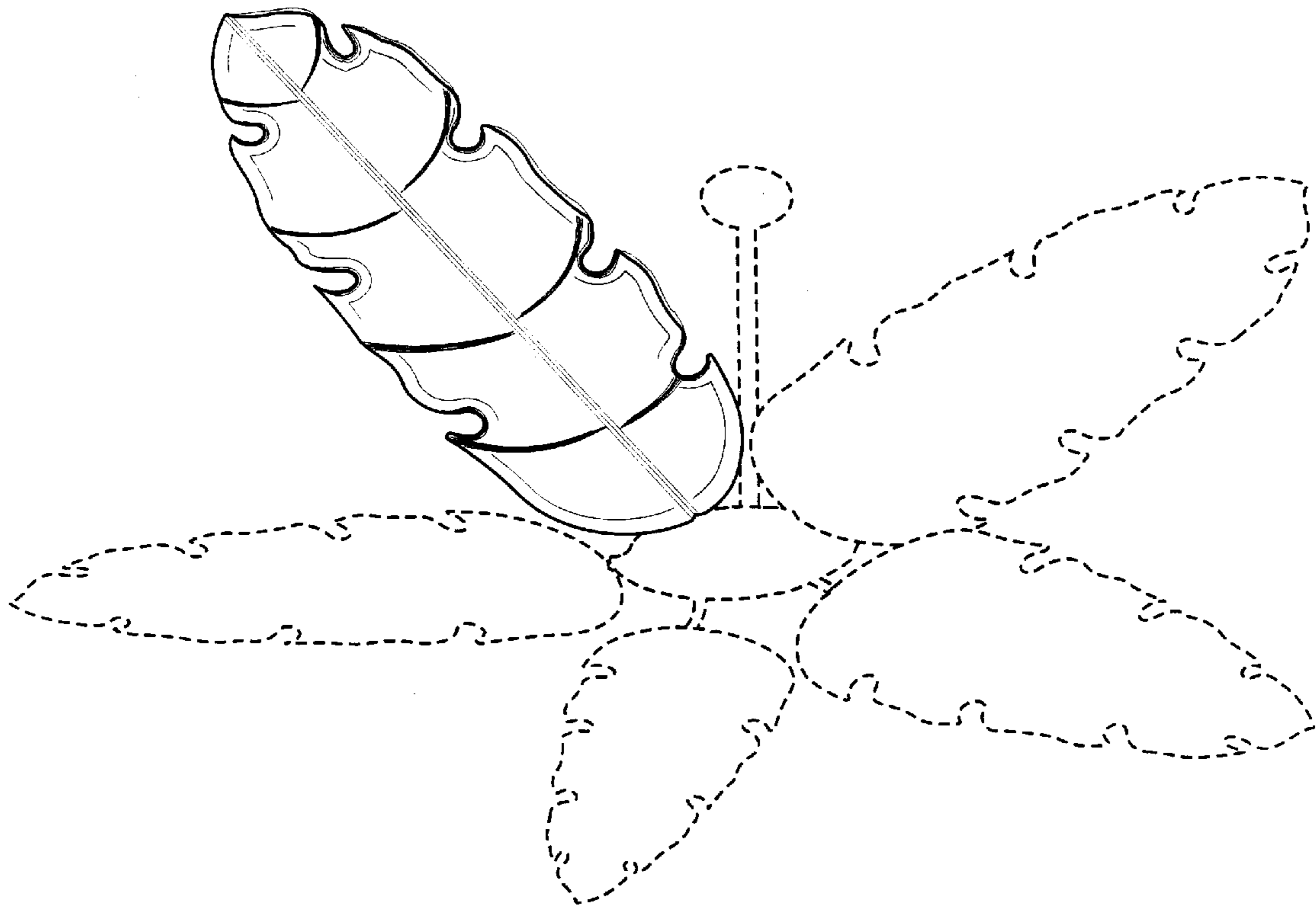
FIG. 5 is an enlarged top view thereof;

FIG. 6 is an enlarged left side view thereof; and,

FIG. 7 is an enlarged front end view thereof.

The broken line showing of environmental structure in FIG. 1 is for illustrative purposes only and forms no part of the claimed design.

**1 Claim, 3 Drawing Sheets**



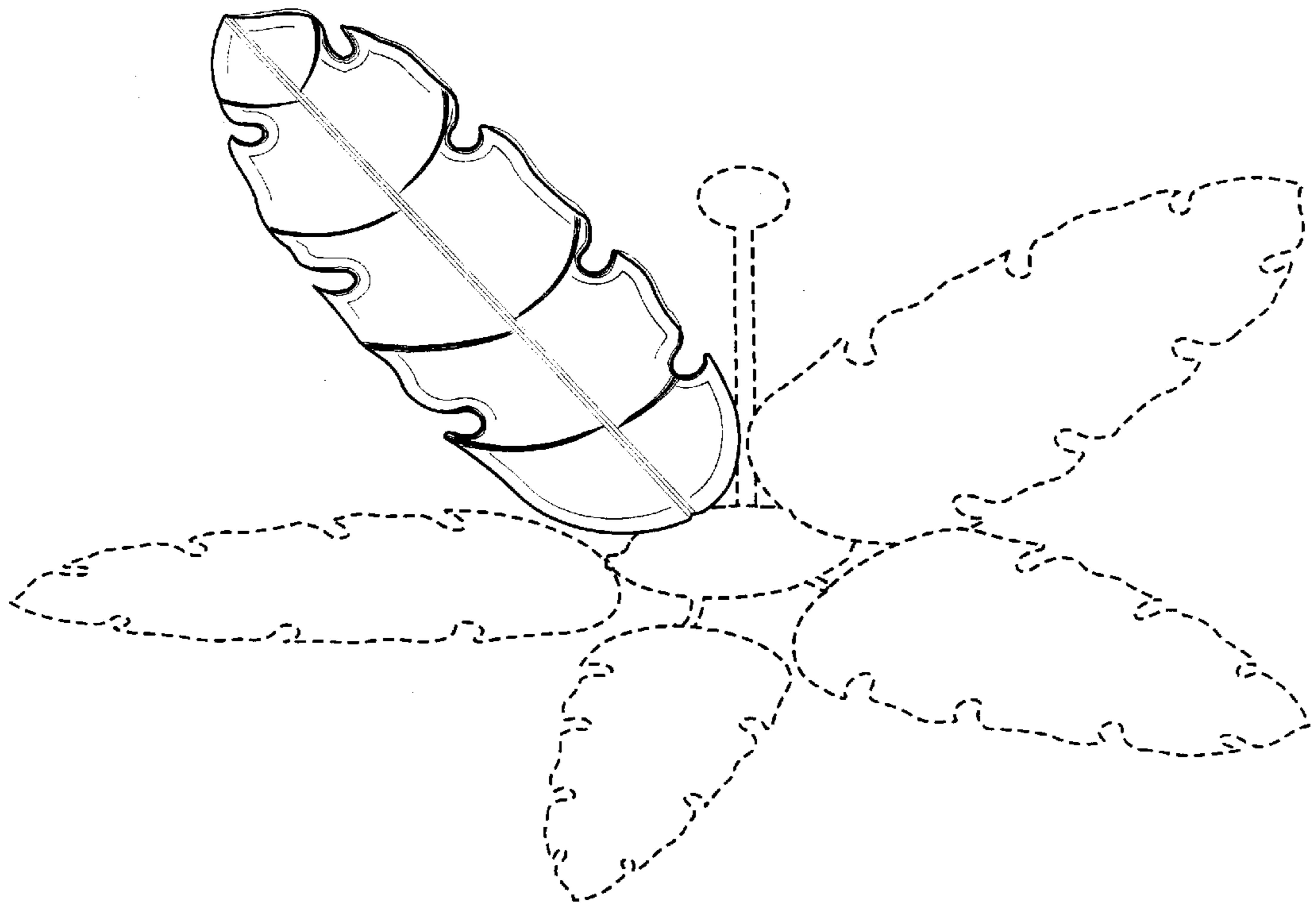


FIG. 1

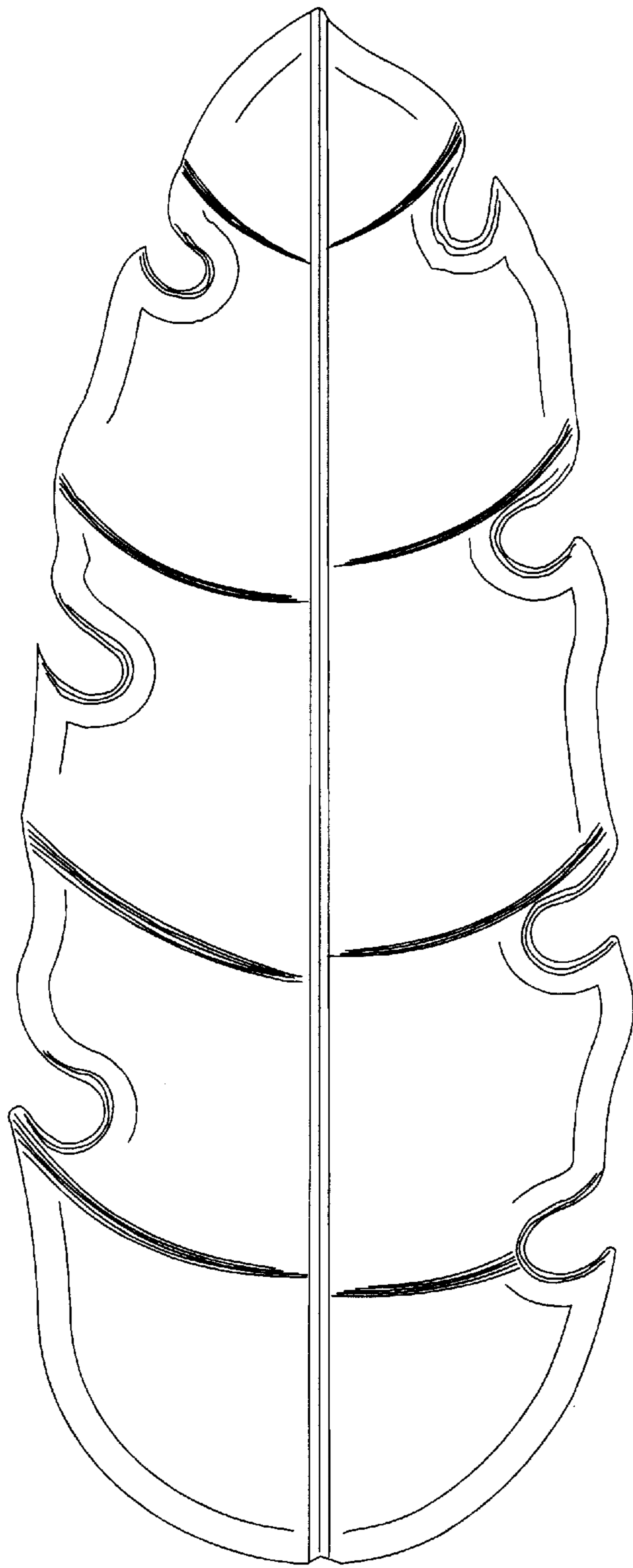


FIG. 2



FIG. 3



FIG. 4



Fig. 7

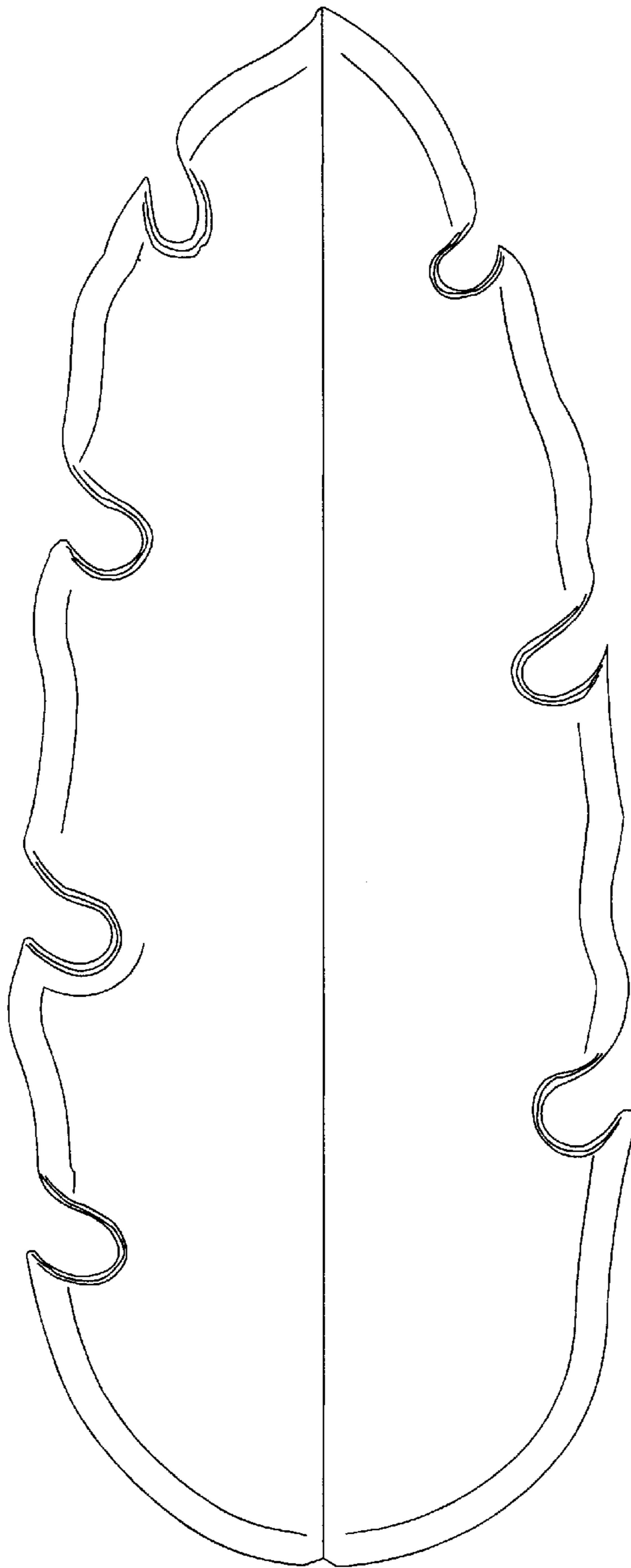


Fig. 5



Fig. 6