



US00D443310S

(12) **United States Design Patent**  
**Faulkner**

(10) **Patent No.:** **US D443,310 S**

(45) **Date of Patent:** **\*\* Jun. 5, 2001**

(54) **PLANT TAG**

(75) **Inventor:** **Willard M. Faulkner**, Montgomery,  
AL (US)

(73) **Assignee:** **The John Henry Company**, Lansing,  
MI (US)

(\*\*) **Term:** **14 Years**

(21) **Appl. No.:** **29/125,004**

(22) **Filed:** **Jun. 14, 2000**

(51) **LOC (7) Cl.** ..... **20-02**

(52) **U.S. Cl.** ..... **D20/26**

(58) **Field of Search** ..... D20/10, 22, 26,  
D20/27, 40, 41; D8/1; 40/299.01, 584,  
606, 607, 645

(56) **References Cited**

**U.S. PATENT DOCUMENTS**

D. 243,509	3/1977	Wheeler .	
D. 253,389	11/1979	South, Jr. .	
D. 314,493	2/1991	Keane .	
D. 402,863	12/1998	Hickmott .	
D. 427,639 *	7/2000	Hickmott .....	D20/26
D. 428,445 *	7/2000	Hickmott .....	D20/26
4,027,410	6/1977	Wheeler .	
4,972,616	11/1990	Doll .	
5,575,107	11/1996	Doerr .	

**FOREIGN PATENT DOCUMENTS**

521038	1/1953	(FR) .
502281	6/1991	(FR) .
2656944	7/1991	(FR) .
12908	of 1893	(GB) .
24078	of 1910	(GB) .
9317412	9/1993	(WO) .

**OTHER PUBLICATIONS**

Ser. No. 09/268,809 filed Mar. 16, 1999 entitled PLANT TAG.

Ser. No. 29/101,998 filed Mar. 16, 1999 entitled PLANT TAG.

Ser. No. 29/101,997 filed Mar. 16, 1999 entitled PLANT TAG.

Ser. No. 29/102,043 filed Mar. 16, 1999 entitled PLANT TAG.

\* cited by examiner

*Primary Examiner*—Marcus A. Jackson

(74) *Attorney, Agent, or Firm*—Price, Heneveld, Cooper, DeWitt & Litton

(57) **CLAIM**

The ornamental design for a plant tag, as shown and described.

**DESCRIPTION**

FIG. 1 is a perspective view of the plant tag embodying the present invention;

FIG. 2 is a front elevational view of the tag shown in FIG. 1;

FIG. 3 is a rear elevational view of the tag shown in FIG. 1;

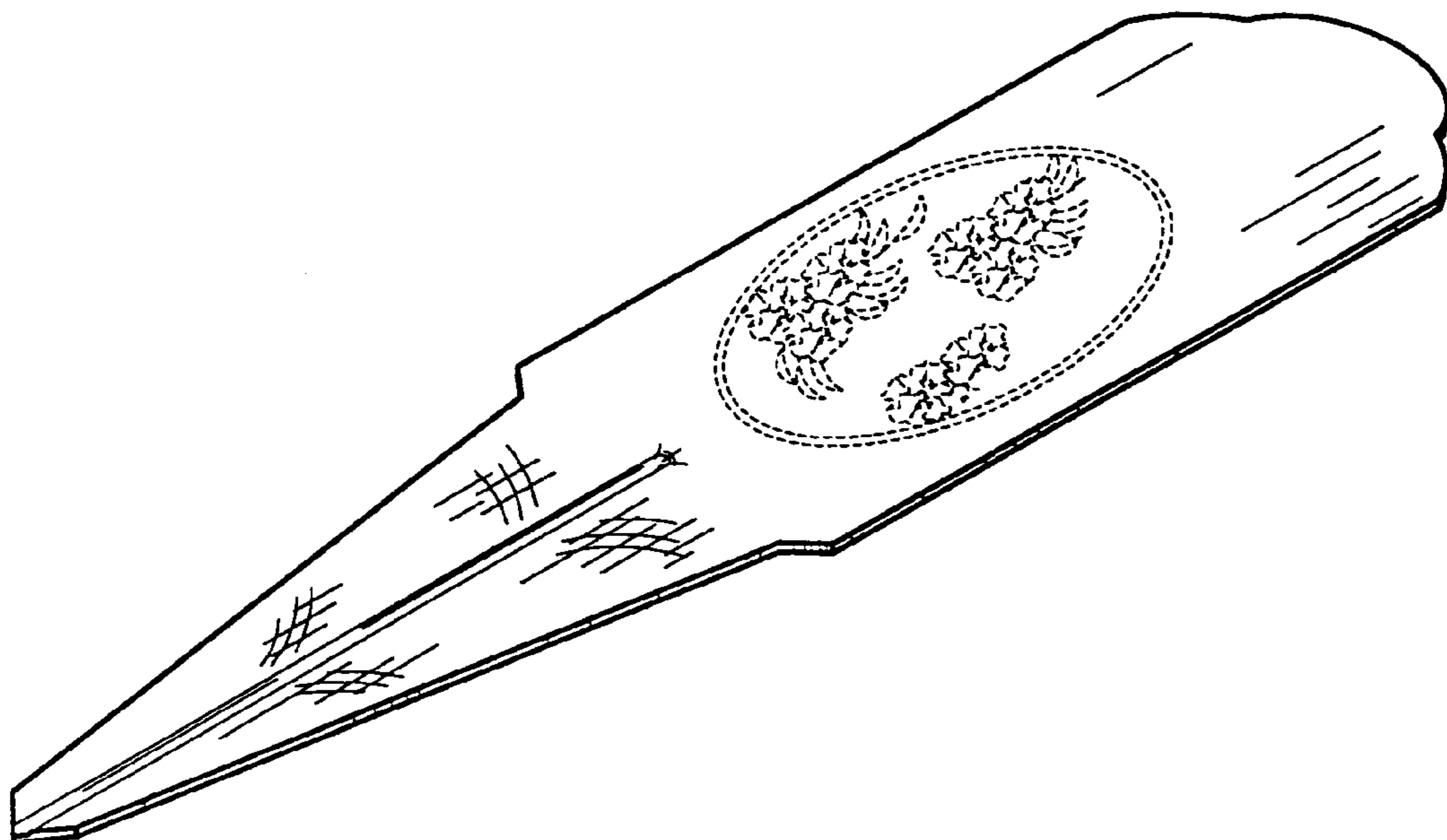
FIG. 4 is an enlarged top plan view of the tag shown in FIGS. 1-3;

FIG. 5 is an enlarged bottom plan view of the tag shown in FIGS. 1-3; and,

FIG. 6 is an enlarged right-side elevational view of the tag shown in FIGS. 1-5, the left side elevational view is a mirror image.

The broken line which are shown are for illustrative purposes only and form no part of the claimed design.

**1 Claim, 2 Drawing Sheets**



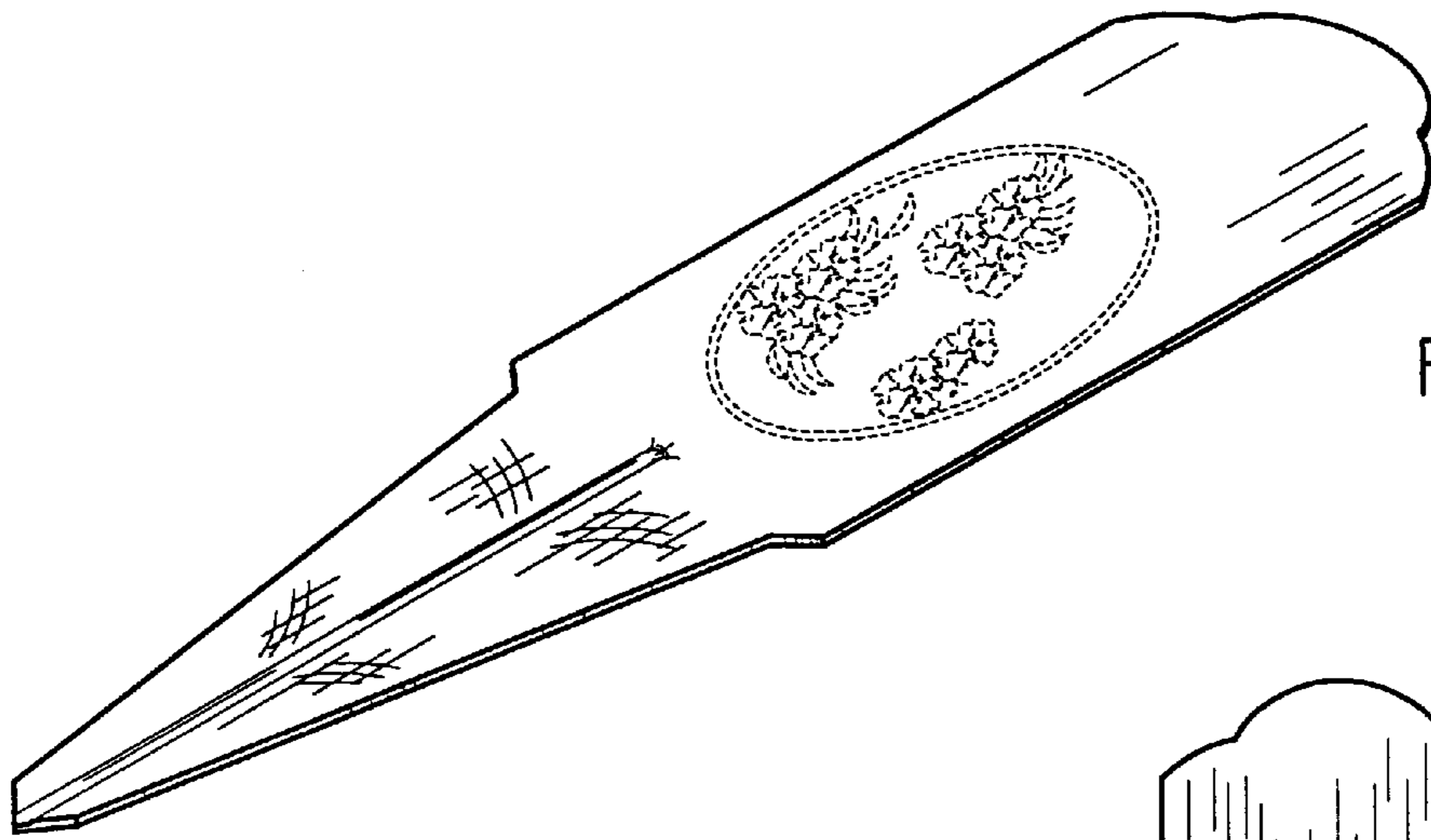


FIG. 1

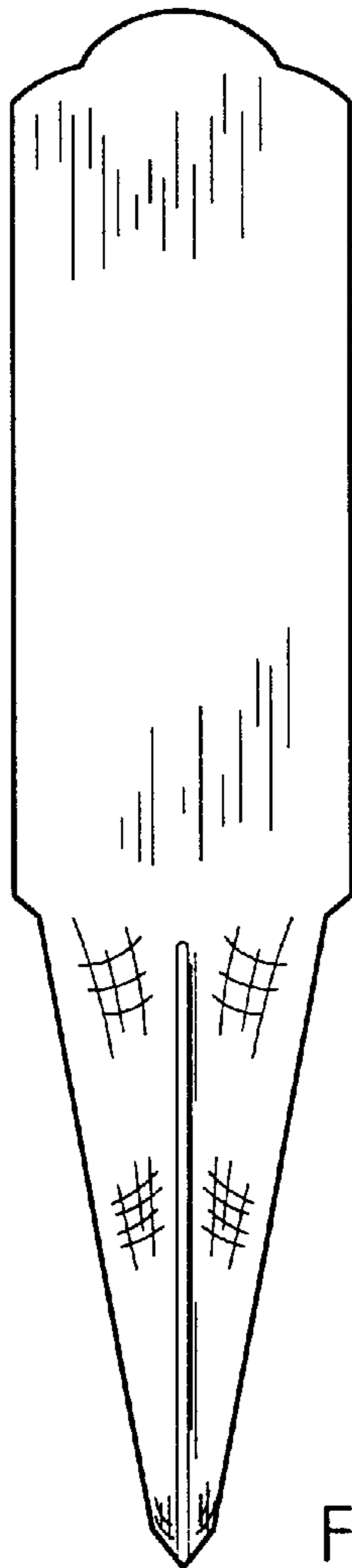


FIG. 2

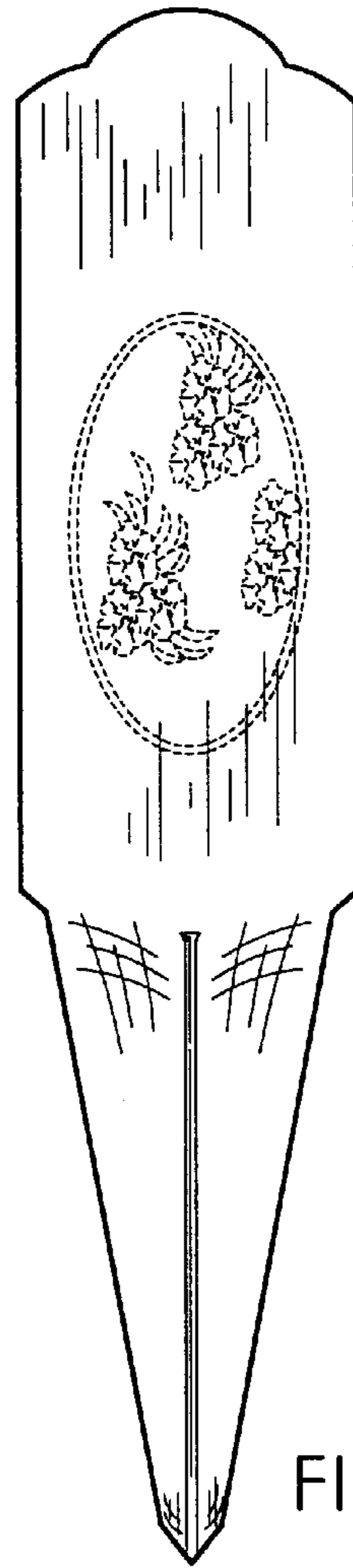


FIG. 3



FIG. 4



FIG. 5



FIG. 6