



US00D443299S

(12) **United States Design Patent**  
**Harrison**

(10) **Patent No.:** **US D443,299 S**

(45) **Date of Patent:** **\*\* Jun. 5, 2001**

(54) **COMBINED PAINT PALETTE AND PALETTE COVER**

3,945,490 \* 3/1976 Thompson ..... 206/1.7

\* cited by examiner

(76) **Inventor:** **Florence Ashton Schadler Harrison,**  
11455 Lowndesboro Dr., Jacksonville,  
FL (US) 32223

*Primary Examiner*—Martie K. Holtje

(74) *Attorney, Agent, or Firm*—Steven R. Scott

(\*\*) **Term:** **14 Years**

(57) **CLAIM**

The ornamental design for a combined paint palette and palette cover, as shown and described.

(21) **Appl. No.:** **29/066,699**

(22) **Filed:** **Feb. 24, 1997**

**DESCRIPTION**

(51) **LOC (7) Cl.** ..... **19-06**

(52) **U.S. Cl.** ..... **D19/36; D19/35; D19/347**

(58) **Field of Search** ..... **D19/35, 36, 75,**  
**D19/78, 81-85; D3/206; D9/347; 206/1.7,**  
**1.8, 214, 561, 566**

FIG. 1 is a top perspective view of a combined paint palette and paint cover showing my new design in an exploded condition;

FIG. 2 is a top plan view of the cover portion;

FIG. 3 is a top plan view of the palette portion;

FIG. 4 is a cross-sectional view taken in the direction of arrows 4—4 in FIG. 2;

FIG. 5 is a cross-sectional view taken in the direction of arrows 5—5 in FIG. 3;

FIG. 6 is a cross-sectional view taken in the direction of arrows 6—6 in FIG. 2; and,


FIG. 7 is a cross-sectional view taken in the direction of arrows 7—7 in FIG. 3.

(56) **References Cited**

**U.S. PATENT DOCUMENTS**

D. 144,910	*	6/1946	Crane	.....	D19/35
D. 264,096	*	4/1982	Jones	.....	D19/35
D. 277,295	*	1/1985	Jones	.....	D19/35
D. 300,540	*	4/1989	Salis	.....	D19/35
D. 347,654	*	6/1994	Koves	.....	D19/35
2,198,459	*	4/1940	Potts	.....	206/561

**1 Claim, 5 Drawing Sheets**



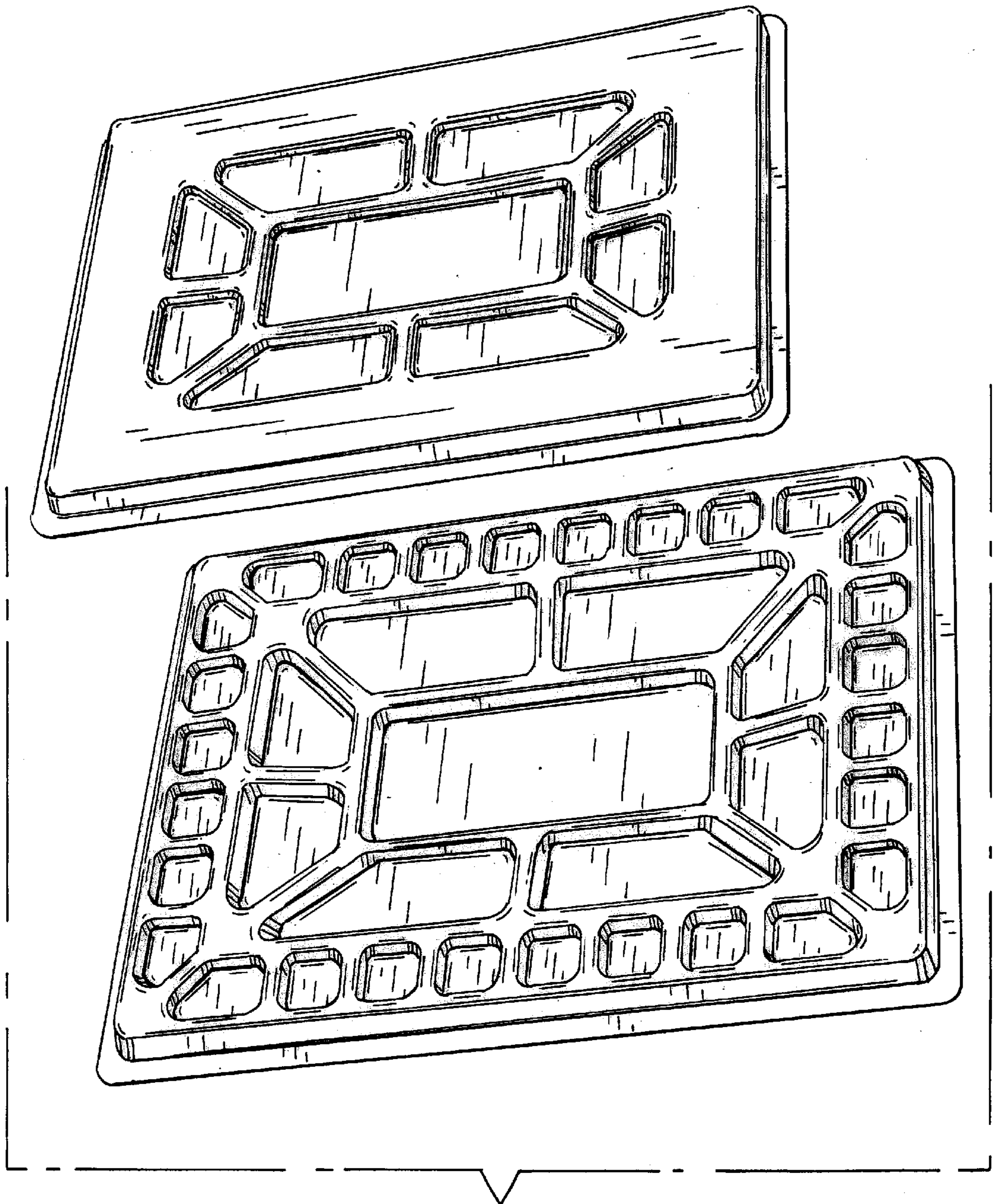
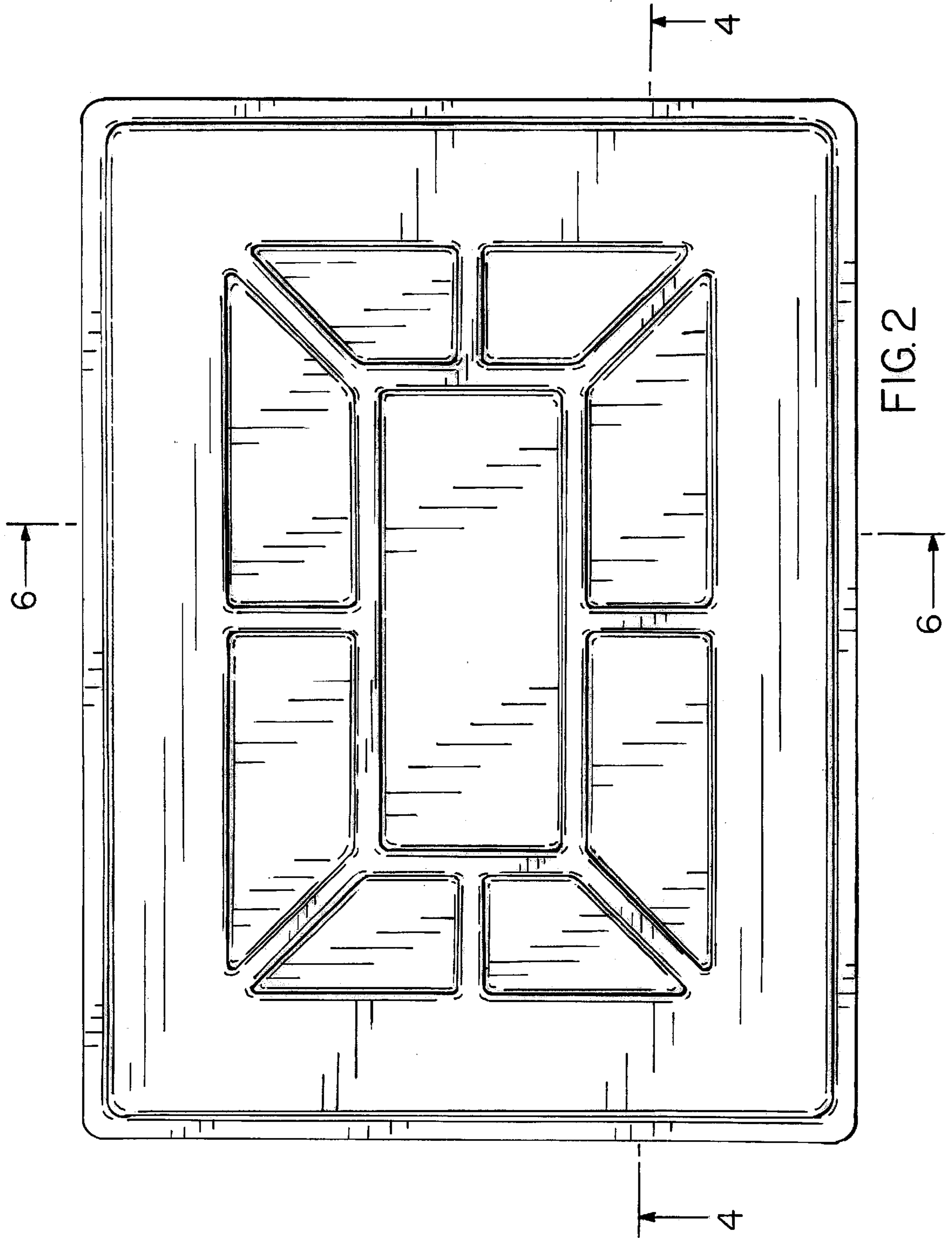
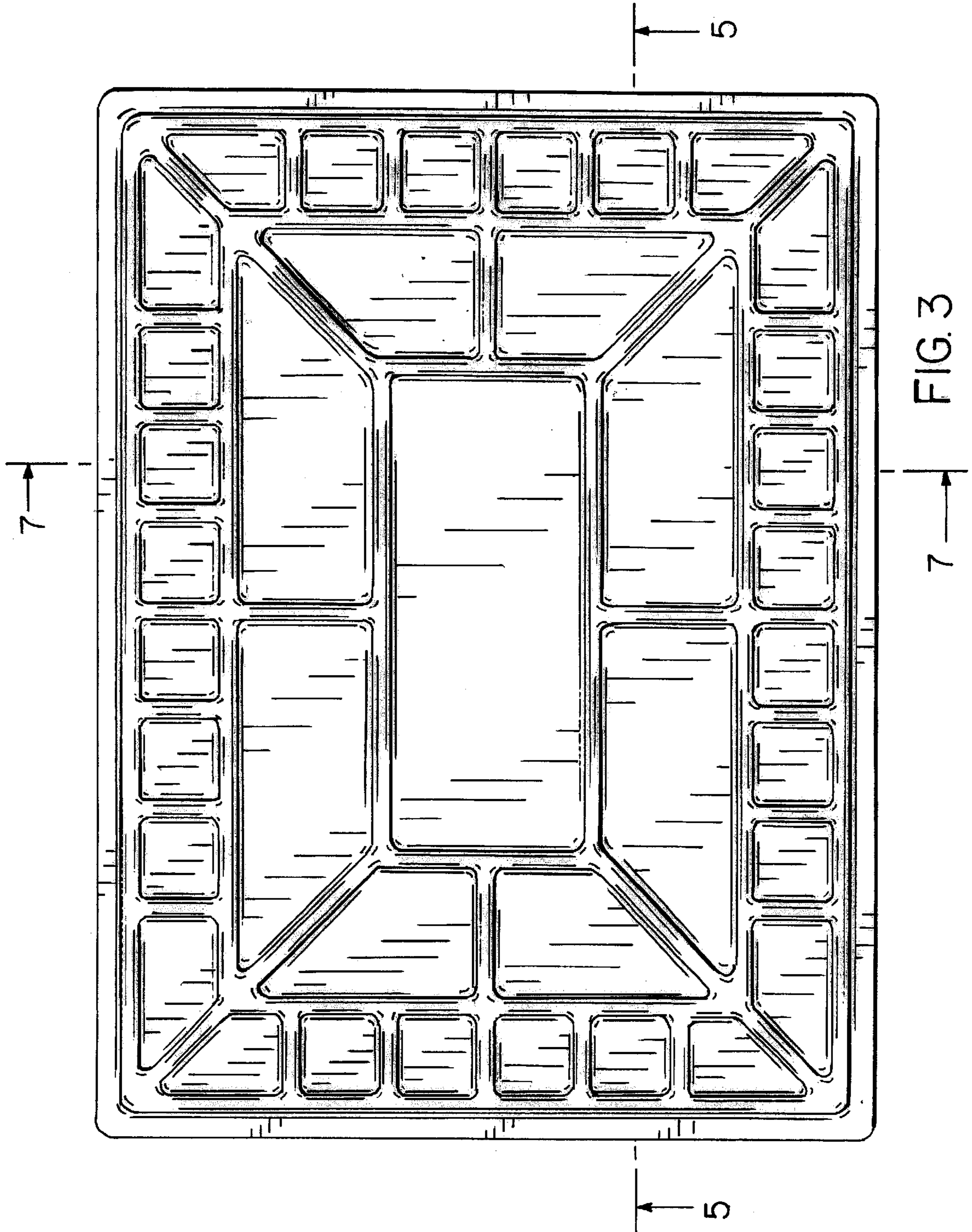


FIG. 1







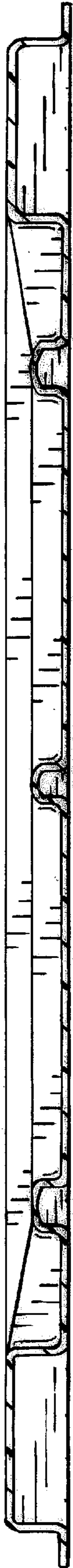


FIG. 4



FIG. 5

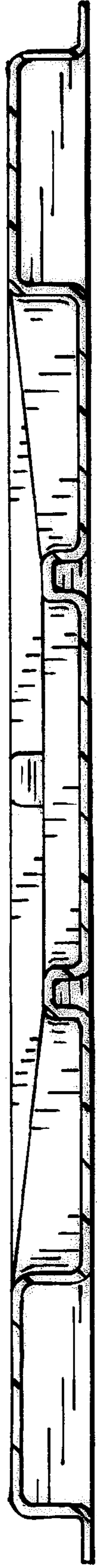


FIG. 6

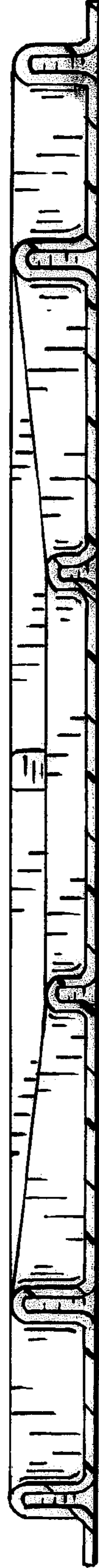


FIG. 7