



US00D443297S

(12) **United States Design Patent**
Lester, Jr. et al.

(10) **Patent No.:** **US D443,297 S**
(45) **Date of Patent:** **** Jun. 5, 2001**

(54) **NOVELTY GREETING CARD**

Primary Examiner—Lisa Lichtenstein

(76) Inventors: **David J Lester, Jr.; Arthur S Earl;**
David G Lester, Sr., all of 18306
Freeland, Detroit, MI (US) 48235

(57) **CLAIM**

The ornamental design for a novelty greeting card, as shown and described.

(**) Term: **14 Years**

DESCRIPTION

(21) Appl. No.: **29/122,790**

FIG. 1 is a front elevational view of the novelty greeting card of the present invention;

(22) Filed: **May 4, 2000**

FIG. 2 is a rear elevational view of the novelty greeting card of FIG. 1;

(51) **LOC (7) Cl.** **19-01**

(52) **U.S. Cl.** **D19/7**

(58) **Field of Search** D14/1, 2, 6, 7,
D14/26, 27, 28; D21/611; 40/124.01

FIG. 3 is a left side elevational view of the novelty greeting card of FIG. 1;

(56) **References Cited**

U.S. PATENT DOCUMENTS

D. 13,869	4/1883	Hayes .	
D. 173,458	11/1954	Rudin .	
D. 317,623	* 6/1991	Piechocki	D19/1
D. 387,381	12/1997	Littmann .	
D. 394,672	* 5/1998	Allen et al.	D19/29
2,727,622	12/1955	Neumann .	
5,687,992	11/1997	Finkelshteyn .	
5,743,035	4/1998	Bradley et al. .	

FIG. 4 is a right side elevational view of the novelty greeting card of FIG. 1;

FIG. 5 is a top plan view of the novelty greeting card of FIG. 1; and,

FIG. 6 is a bottom plan view of the novelty greeting card of FIG. 1.

The broken line showing of letters in FIGS. 1 and 4 is for illustrative purposes only and form no part of the claimed design.

* cited by examiner

1 Claim, 3 Drawing Sheets




FIG. 2


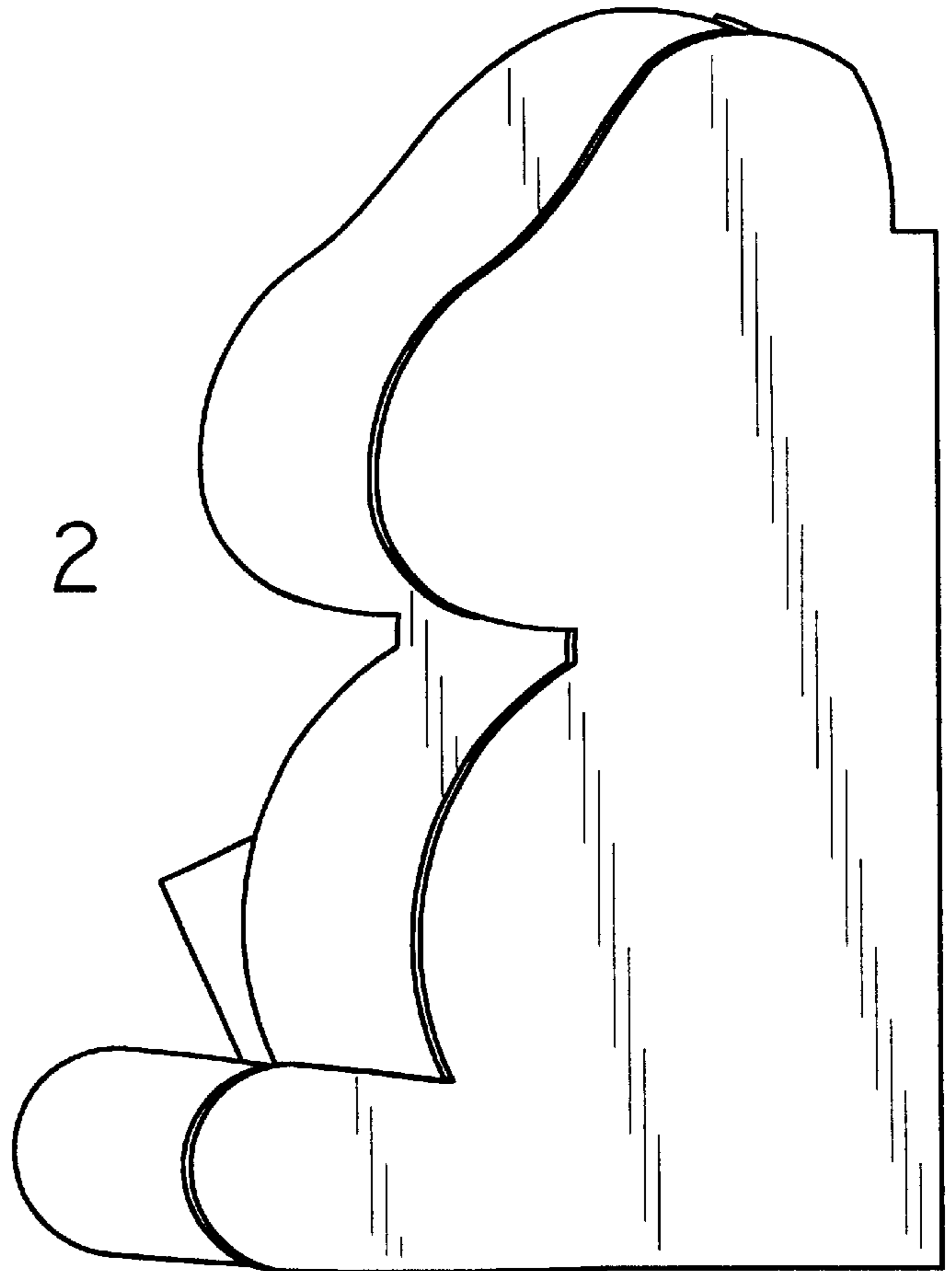


FIG. 1

FIG. 3

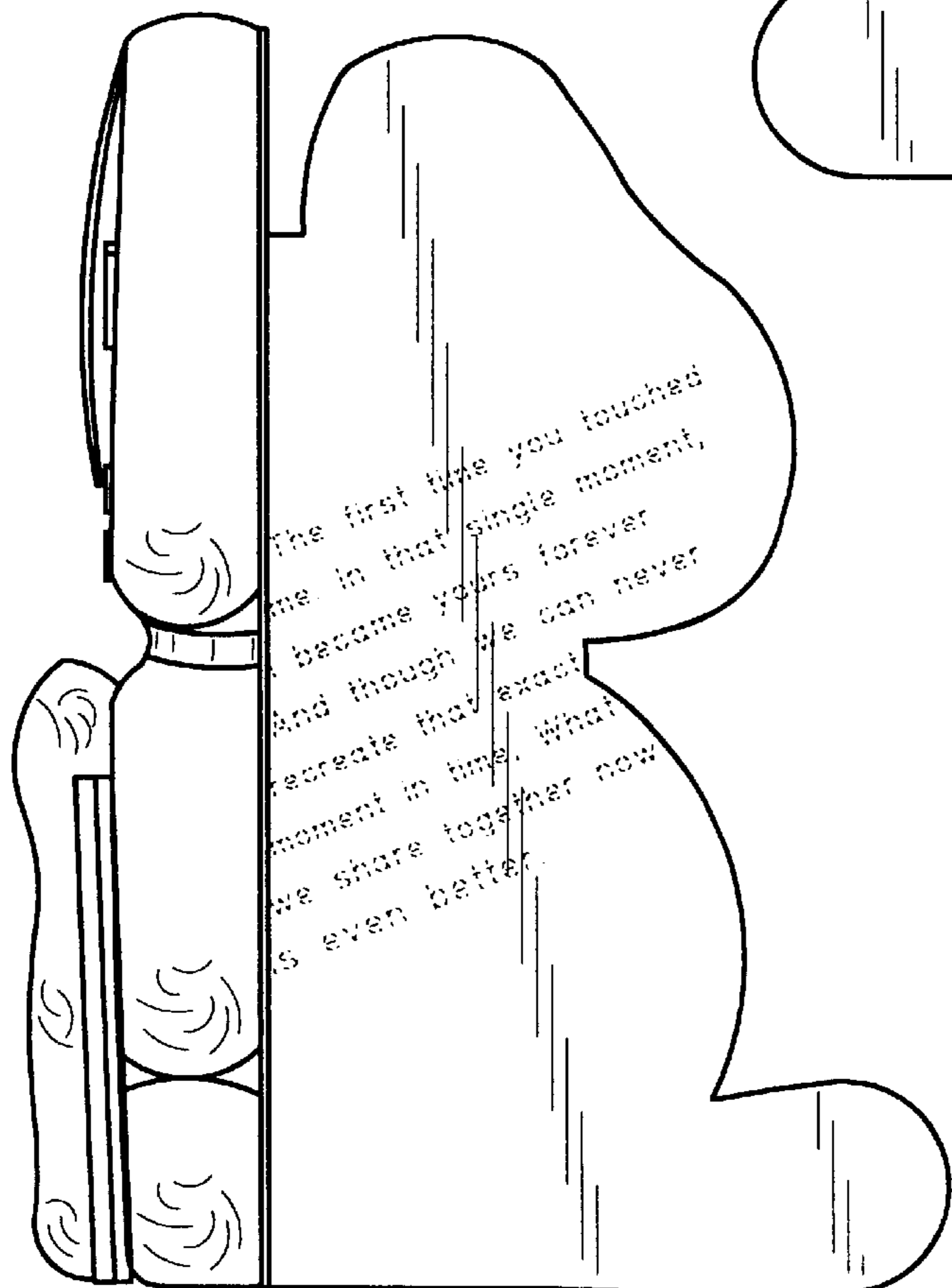
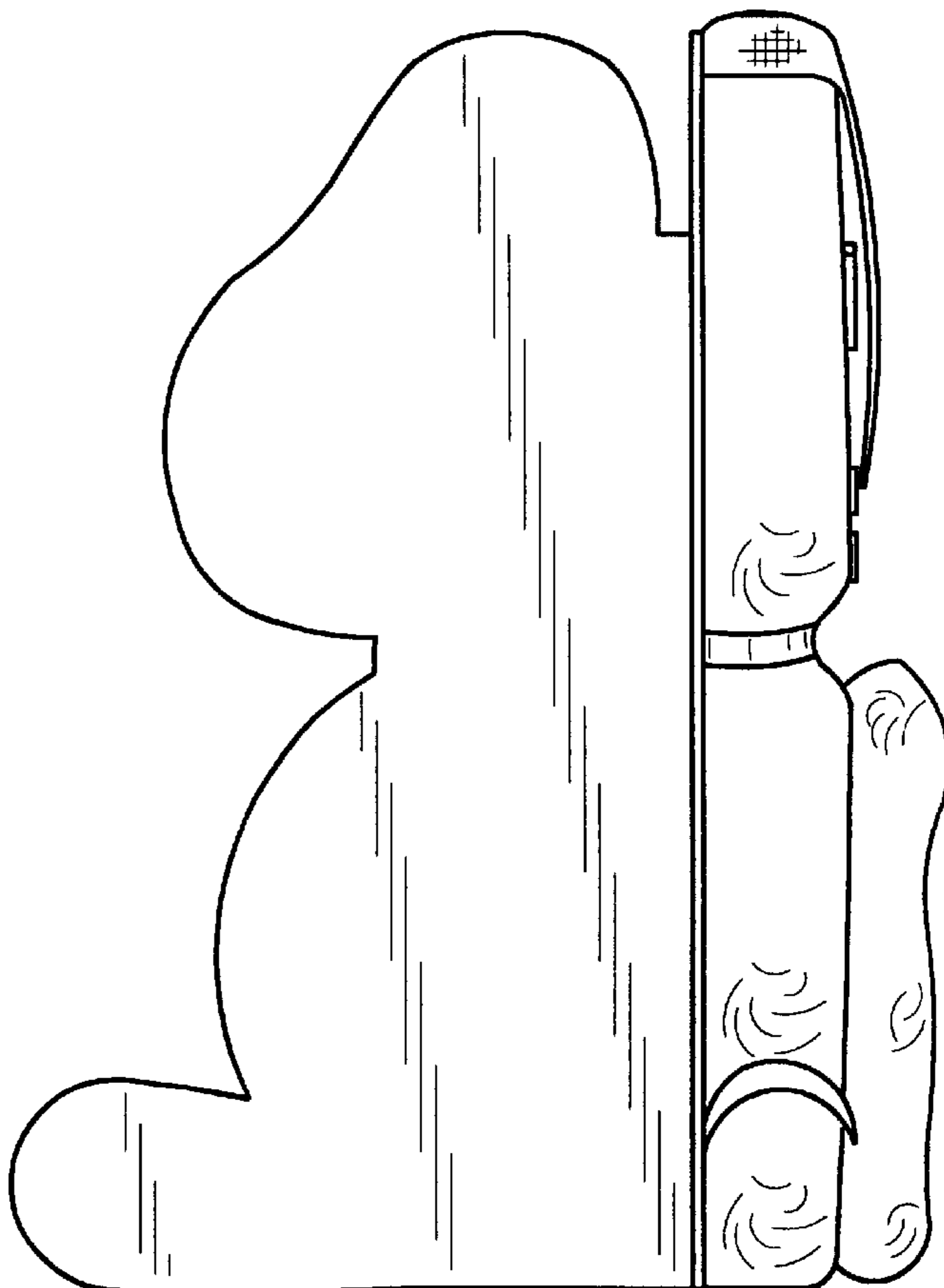


FIG. 4

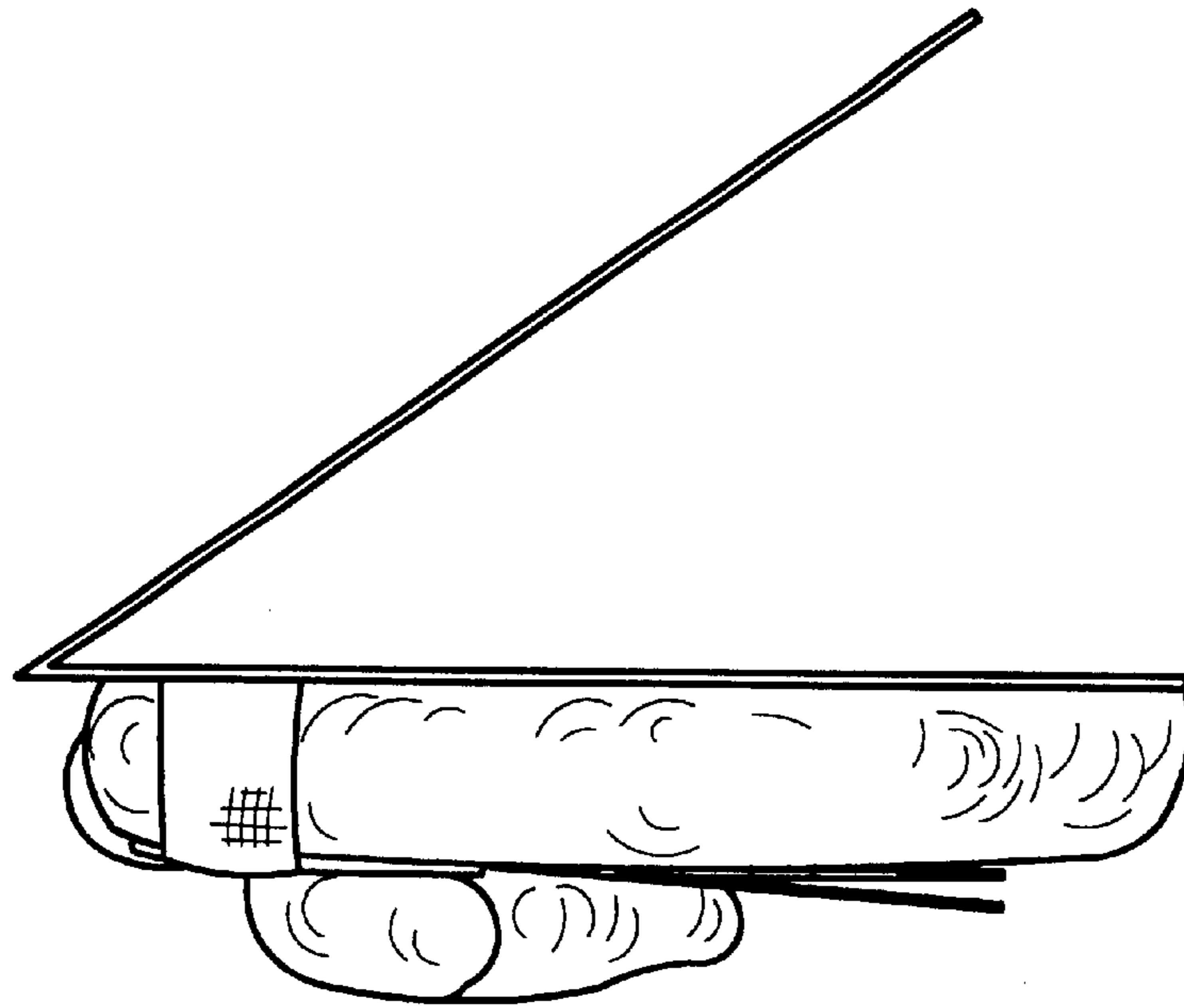


FIG. 5




FIG. 6