



US00D443295S

(12) **United States Design Patent**
Kusanagi et al.

(10) **Patent No.:** **US D443,295 S**

(45) **Date of Patent:** **** Jun. 5, 2001**

(54) **IMAGE FORMING APPARATUS**

D. 415,191 * 10/1999 Okada D18/43

(75) Inventors: **Takashi Kusanagi**, Akishima; **Atsushi Munakata**, Yokohama; **Masaharu Nemura**; **Tatsuya Goto**, both of Numazu, all of (JP)

* cited by examiner

Primary Examiner—Caron D. Veynar

(74) *Attorney, Agent, or Firm*—Fitzpatrick, Cella, Harper & Scinto

(73) Assignee: **Canon Kabushiki Kaisha**, Tokyo (JP)

(57) **CLAIM**

(**) Term: **14 Years**

The ornamental design for an image forming apparatus, as shown and described.

(21) Appl. No.: **29/127,843**

DESCRIPTION

(22) Filed: **Aug. 15, 2000**

(30) **Foreign Application Priority Data**

Mar. 2, 2000 (JP) 12-010907

(51) **LOC (7) Cl.** **16-03**

(52) **U.S. Cl.** **D18/40**

(58) **Field of Search** D18/36, 40, 43,
D18/56; 399/24, 25, 27, 28, 61, 99, 106,
262, 130

FIG. 1 is a front view of an image forming apparatus showing our new design;
FIG. 2 is a rear view thereof;
FIG. 3 is a top plan view thereof;
FIG. 4 is a bottom plan view thereof;
FIG. 5 is a left side view thereof;
FIG. 6 is a right side view thereof;
FIG. 7 is a perspective view as viewed from top and front direction thereof;
FIG. 8 is a perspective view as viewed from bottom, left and rear direction thereof; and,
FIG. 9 is a perspective view as viewed from bottom, right and front direction thereof.

(56) **References Cited**

U.S. PATENT DOCUMENTS

D. 368,112 * 3/1996 Komaki D18/43

1 Claim, 9 Drawing Sheets




FIG. 1




FIG. 2




FIG. 3




FIG. 4




FIG. 5




FIG. 6




FIG. 7




FIG. 8




FIG. 9

