



US00D443281S

(12) **United States Design Patent**
Sodergard

(10) **Patent No.:** **US D443,281 S**

(45) **Date of Patent:** **** Jun. 5, 2001**

(54) **IMPELLER FOR A PUMP**

(75) Inventor: **Bengt Sodergard**, Uplands Vasby (SE)

(73) Assignee: **ITT Manufacturing Enterprises, Inc.**,
Wilmington, DE (US)

(**) Term: **14 Years**

(21) Appl. No.: **29/094,236**

(22) Filed: **Sep. 29, 1998**

(30) **Foreign Application Priority Data**

Jul. 21, 1998 (SE) 98-1448

(51) **LOC (7) Cl.** **15-02**

(52) **U.S. Cl.** **D15/7**

(58) **Field of Search** D15/7-9.1; 416/185,
416/183, 184, 175; 415/143; 418/153, 188;
241/141; 290/54

(56) **References Cited**

U.S. PATENT DOCUMENTS

D. 258,588 * 3/1981 Sugiura D15/7

D. 258,589 * 3/1981 Sugiura D15/7
D. 262,538 * 1/1982 Erikson D15/7
2,767,906 * 10/1956 Doyle 416/186 R
3,953,150 * 4/1976 Onal 416/184
4,666,373 * 5/1987 Sugiura 416/185

* cited by examiner

Primary Examiner—Ralf Seifert

(74) *Attorney, Agent, or Firm*—Menotti J. Lombardi

(57) **CLAIM**

The ornamental design for a impeller for a pump, as shown.

DESCRIPTION

FIG. 1 is a side view;

FIG. 2 is a front perspective plan view of the impeller for a pump; and,

FIG. 3 is a rear perspective plan view of the impeller for a pump.

It is noted that the cutter for a pump impeller is symmetrical about the peripheral side view.

1 Claim, 2 Drawing Sheets

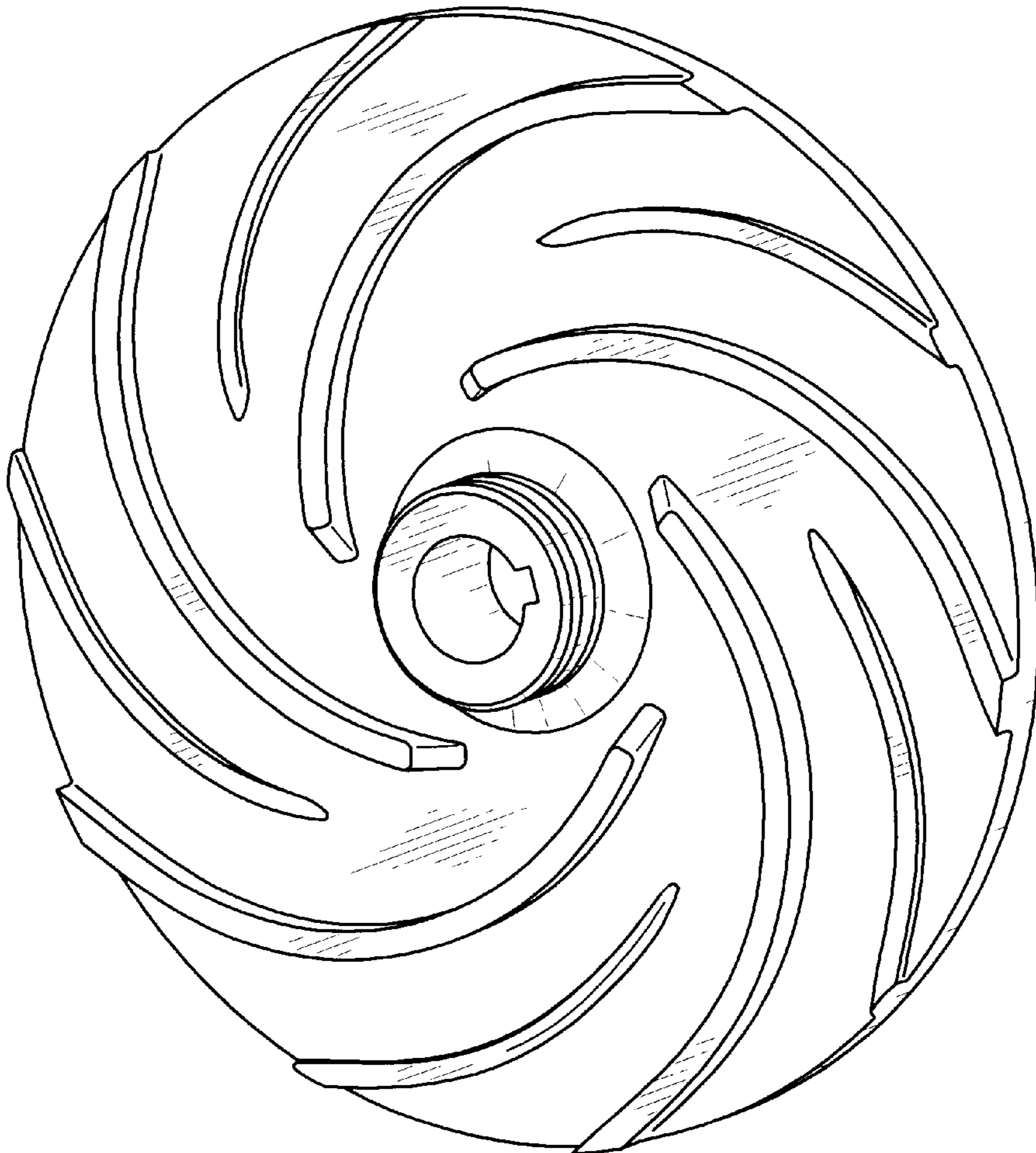


FIG. 1




FIG. 2

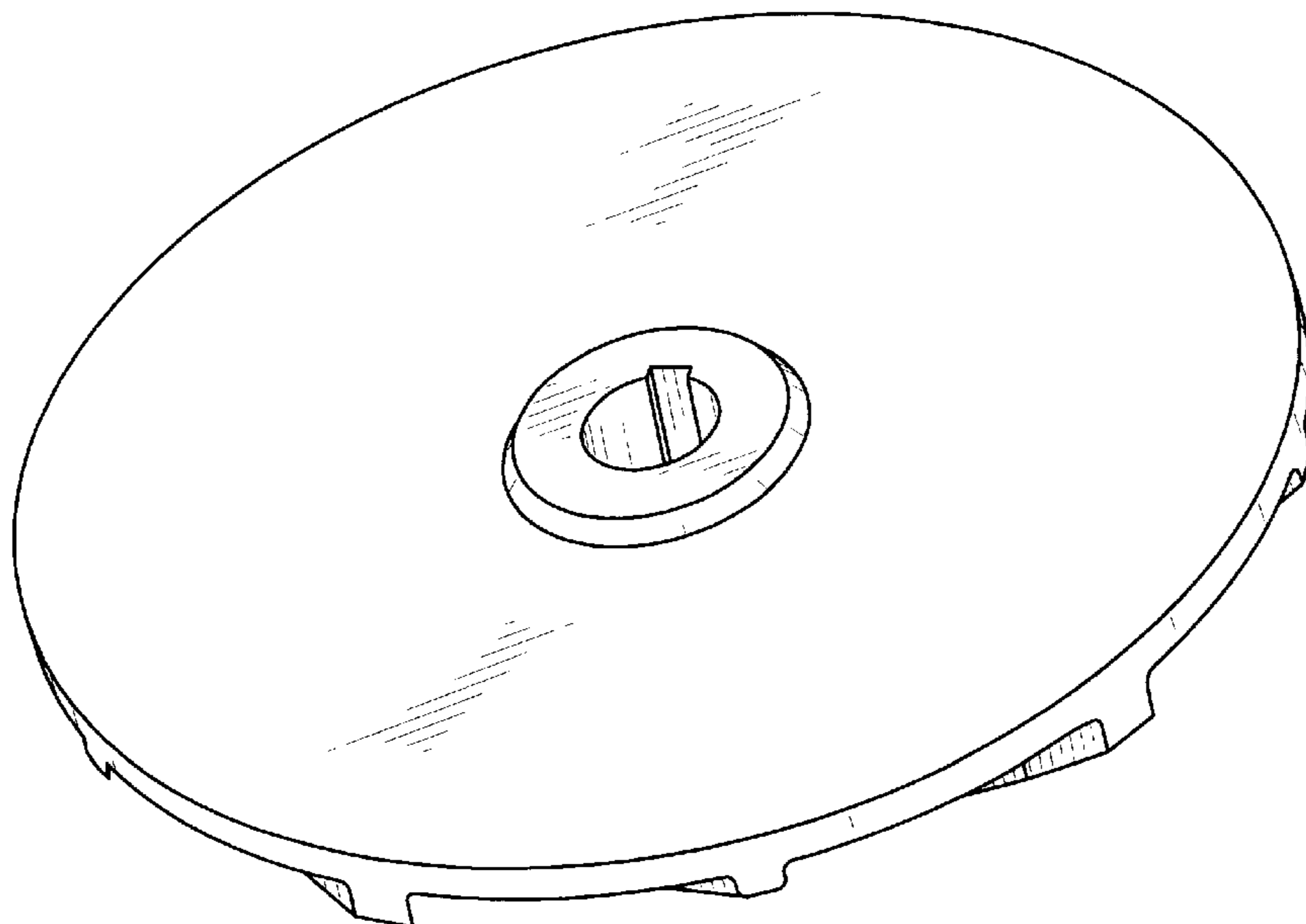


FIG. 3

