



US00D443272S

(12) **United States Design Patent**
Sheehan et al.

(10) **Patent No.:** **US D443,272 S**

(45) **Date of Patent:** **** Jun. 5, 2001**

(54) **KEYBOARD**

D. 410,454 * 6/1999 Chen D14/398
5,825,612 * 10/1998 Aubuchon et al. 361/680

(75) Inventors: **Peter Sheehan**, County Wicklow;
Brian Stephens, Dun Laoghaire; **Keith**
Tritschler, Dublin, all of (IE)

* cited by examiner

(73) Assignee: **Logitech Europe S.A.**,
Romanel-sur-Morges (CH)

Primary Examiner—Freda Nunn

(74) *Attorney, Agent, or Firm*—Townsend and Townsend
and Crew LLP

(**) Term: **14 Years**

(57) **CLAIM**

(21) Appl. No.: **29/121,189**

The ornamental design for a keyboard, as shown and
described.

(22) Filed: **Mar. 30, 2000**

DESCRIPTION

(51) **LOC (7) Cl.** **14-02**

(52) **U.S. Cl.** **D14/393**

(58) **Field of Search** D14/391, 392,
D14/393, 394, 396, 398; D18/1, 2, 7; 178/17 A,
17 C; 200/5 A, 5 R, 6 A, 6 R; 235/145 A,
145 R; 345/160, 168; 341/22, 23; 400/484-489

FIG. 1 is a perspective view of a keyboard showing our new
design;

FIG. 2 is a top plan view thereof;

FIG. 3 is a left side elevational view thereof;

FIG. 4 is a right side elevational view thereof; and,

FIG. 5 is a rear elevational view thereof.

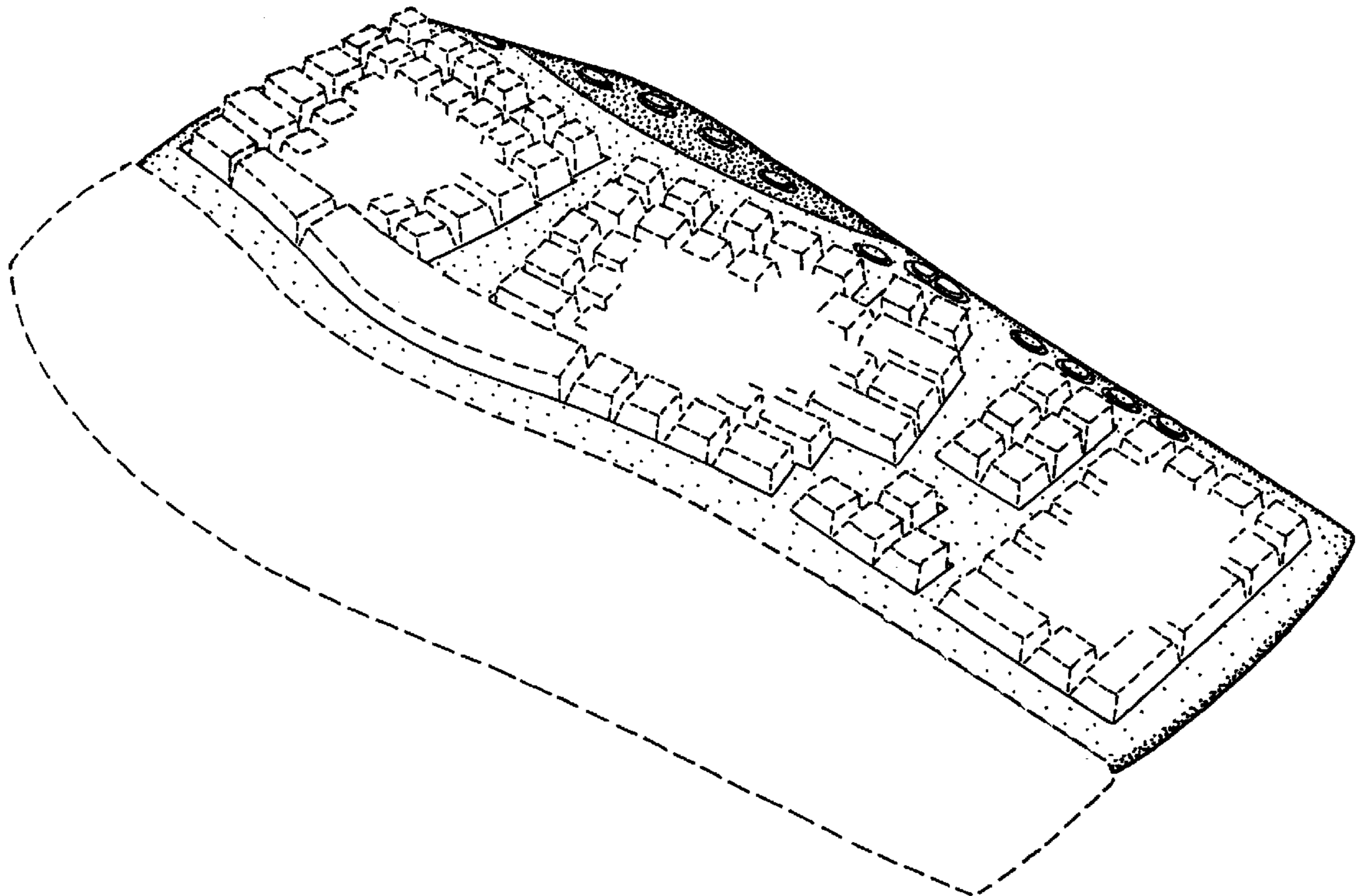
The broken lines are shown in the views for illustrative
purposes only and form no part of the claimed design.

(56) **References Cited**

U.S. PATENT DOCUMENTS

D. 376,592 * 12/1996 Tsai D14/398

1 Claim, 2 Drawing Sheets



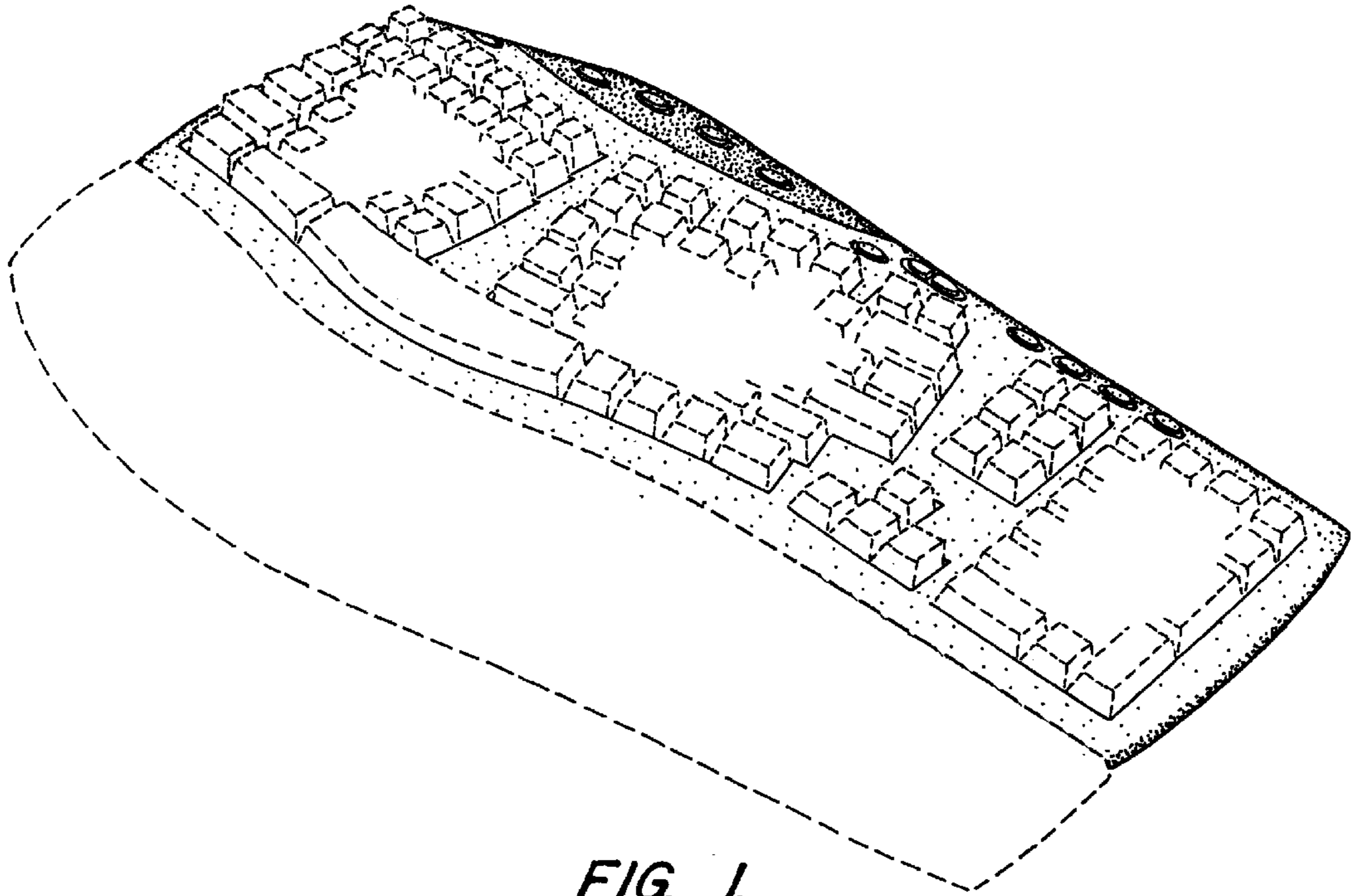


FIG. 1.

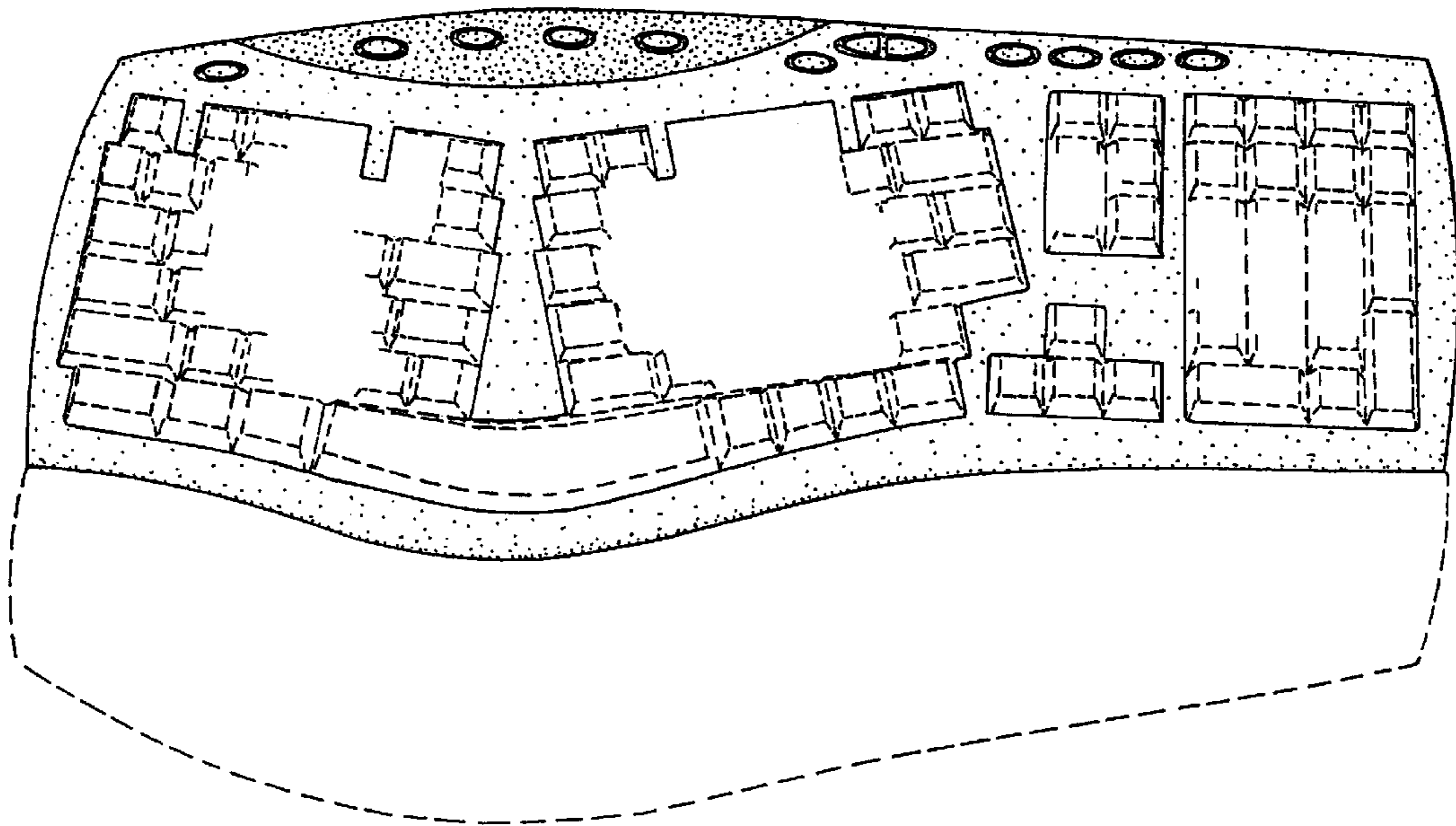


FIG. 2.

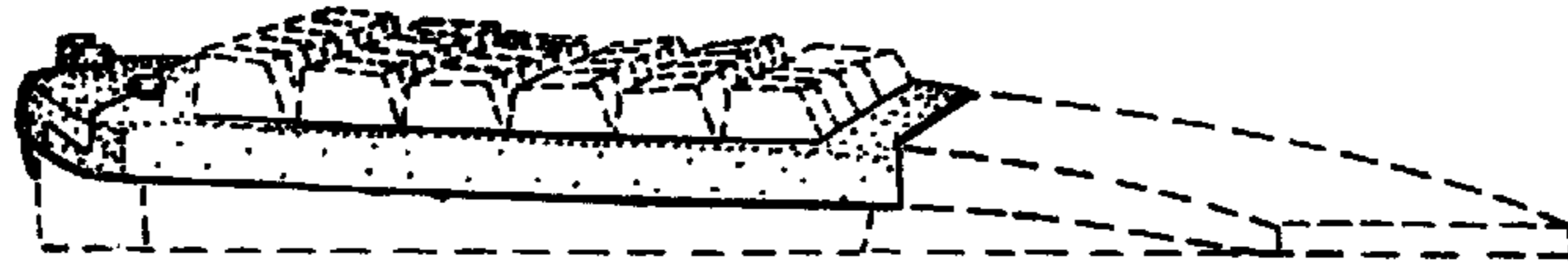


FIG. 3.

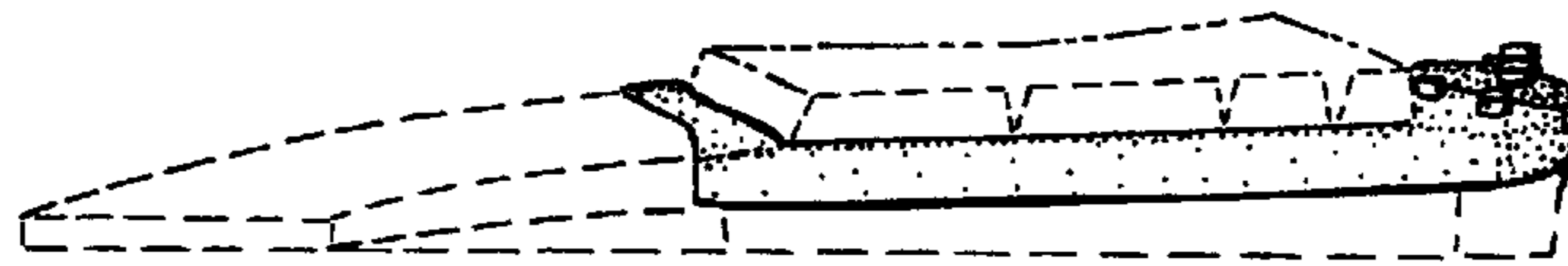


FIG. 4.

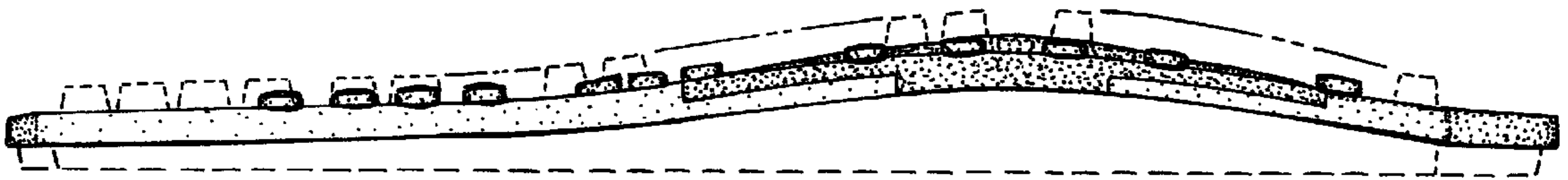


FIG. 5.