



US00D443261S

(12) **United States Design Patent**
Yuyama

(10) **Patent No.:** **US D443,261 S**

(45) **Date of Patent:** **** Jun. 5, 2001**

(54) **HEADPHONE**

(75) Inventor: **Yasuo Yuyama**, Tokyo (JP)

(73) Assignee: **Sony Corporation**, Tokyo (JP)

(**) Term: **14 Years**

(21) Appl. No.: **29/124,267**

(22) Filed: **Jun. 5, 2000**

(51) **LOC (7) Cl.** **14-01**

(52) **U.S. Cl.** **D14/223**

(58) **Field of Search** D14/192, 205,
D14/206, 223; 181/129; 381/374, 376-379,
381

(56) **References Cited**

U.S. PATENT DOCUMENTS

D. 174,053	*	2/1955	Norris	D14/192
D. 284,859	*	7/1986	Okada	D14/192
D. 293,107	*	12/1987	Miller	D14/205
D. 321,881	*	11/1991	Hopewell	D14/192
D. 399,206		10/1998	Yasutomi et al.	D14/205
5,450,496	*	9/1995	Burris et al.	381/381
5,960,094	*	9/1999	Jensen et al.	381/381

OTHER PUBLICATIONS

Catalog, "Audio and Visual Accessories", p. 4, Victor/JVC, Jan. 2000.

Catalog, "AV Accessories/Outdoor Headphones", p. 4, Panasonic, Jan. 2000.

Catalog, "EARZ," <http://www.audio-technica.co.jp/products/hp/ath-ez5.html>, Audio-Technica, Mar. 2000.

Catalog, "94", p. 277 (MDR-E5 & MDR-E5LC), Sony, Mar. 2000.

* cited by examiner

Primary Examiner—Nanda Bondade

(74) *Attorney, Agent, or Firm*—Rader, Fishman & Grauer

(57) **CLAIM**

The ornamental design for a headphone, as shown and described.

DESCRIPTION

FIG. 1 is a perspective view of a headphone showing my design;

FIG. 2 is a top plan view thereof;

FIG. 3 is a bottom plan view thereof;

FIG. 4 is a left side elevational view thereof;

FIG. 5 is a right side elevational view thereof;

FIG. 6 is a front elevational view thereof; and,

FIG. 7 is a rear elevational view thereof.

1 Claim, 4 Drawing Sheets



FIG. 1



FIG. 2

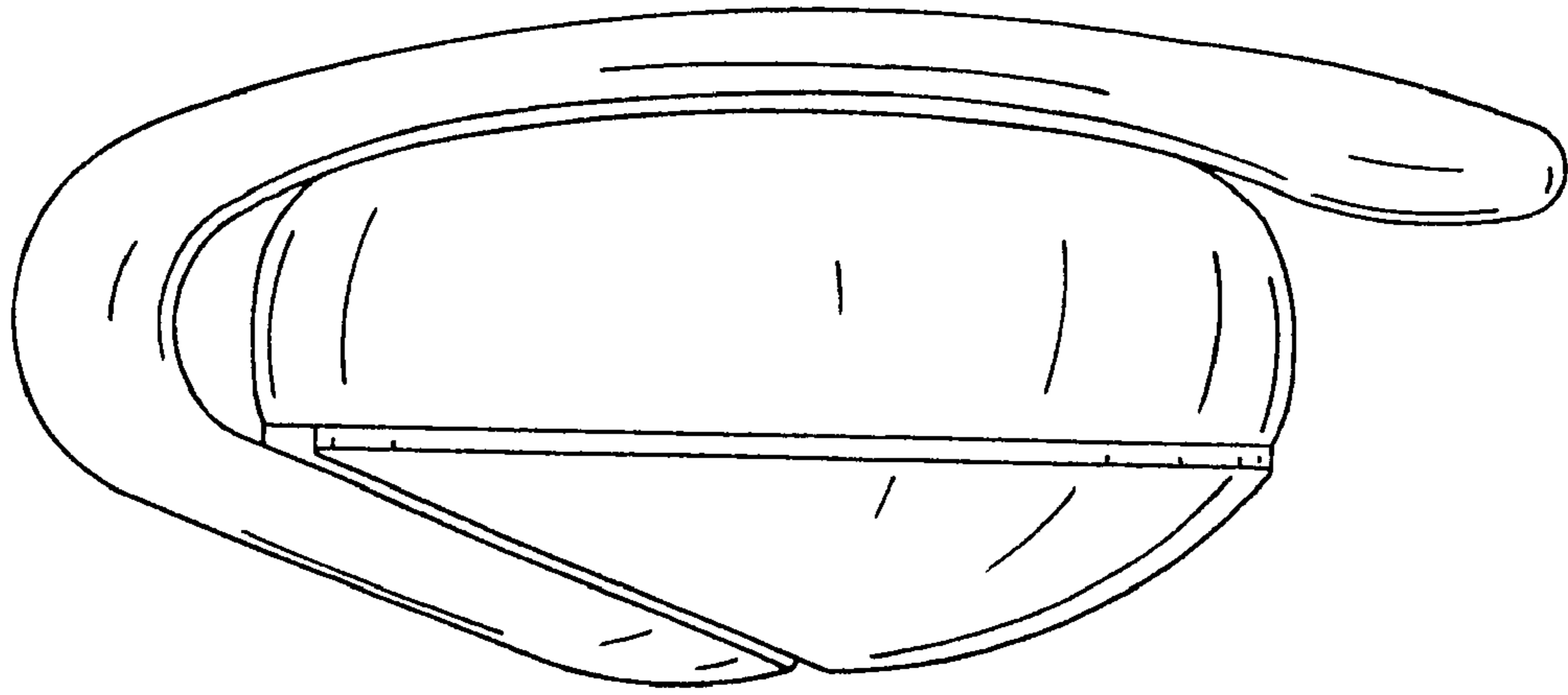


FIG. 3

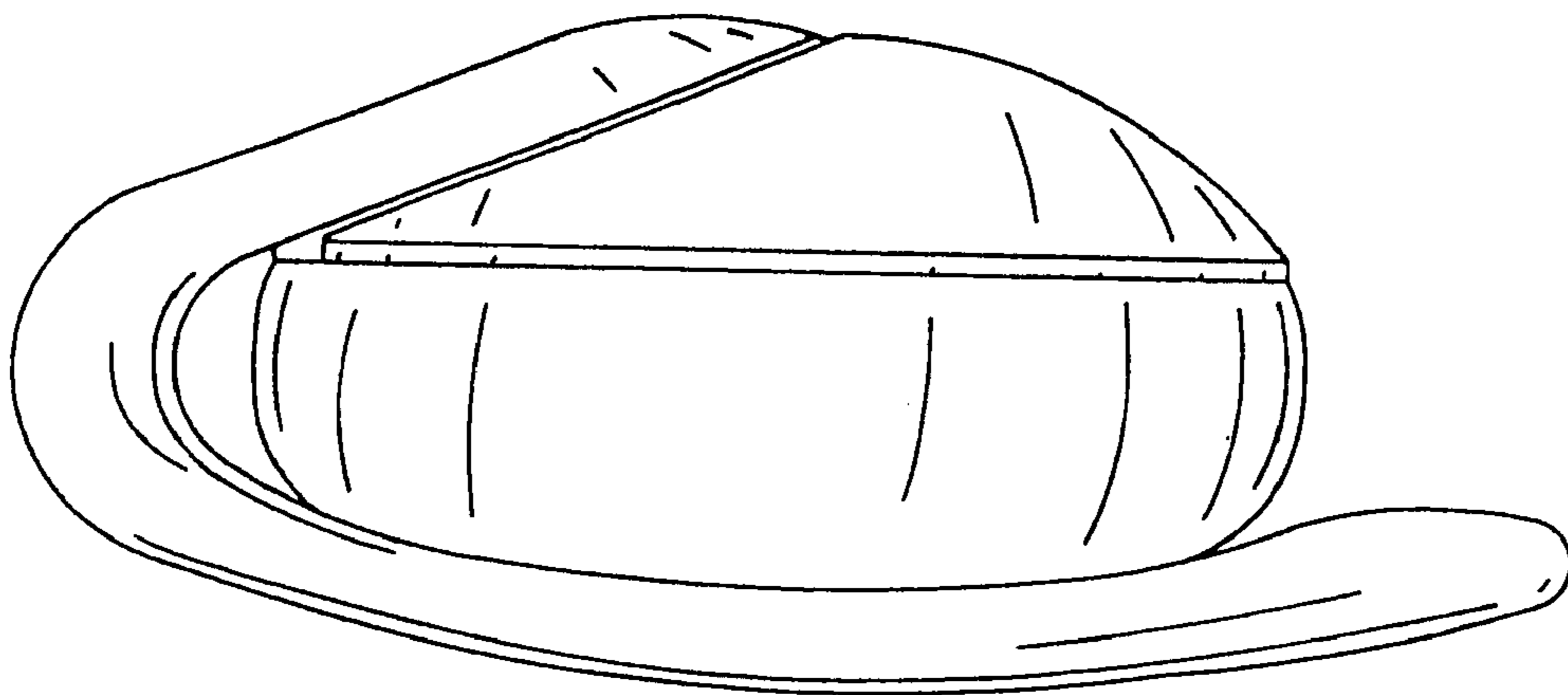


FIG. 4

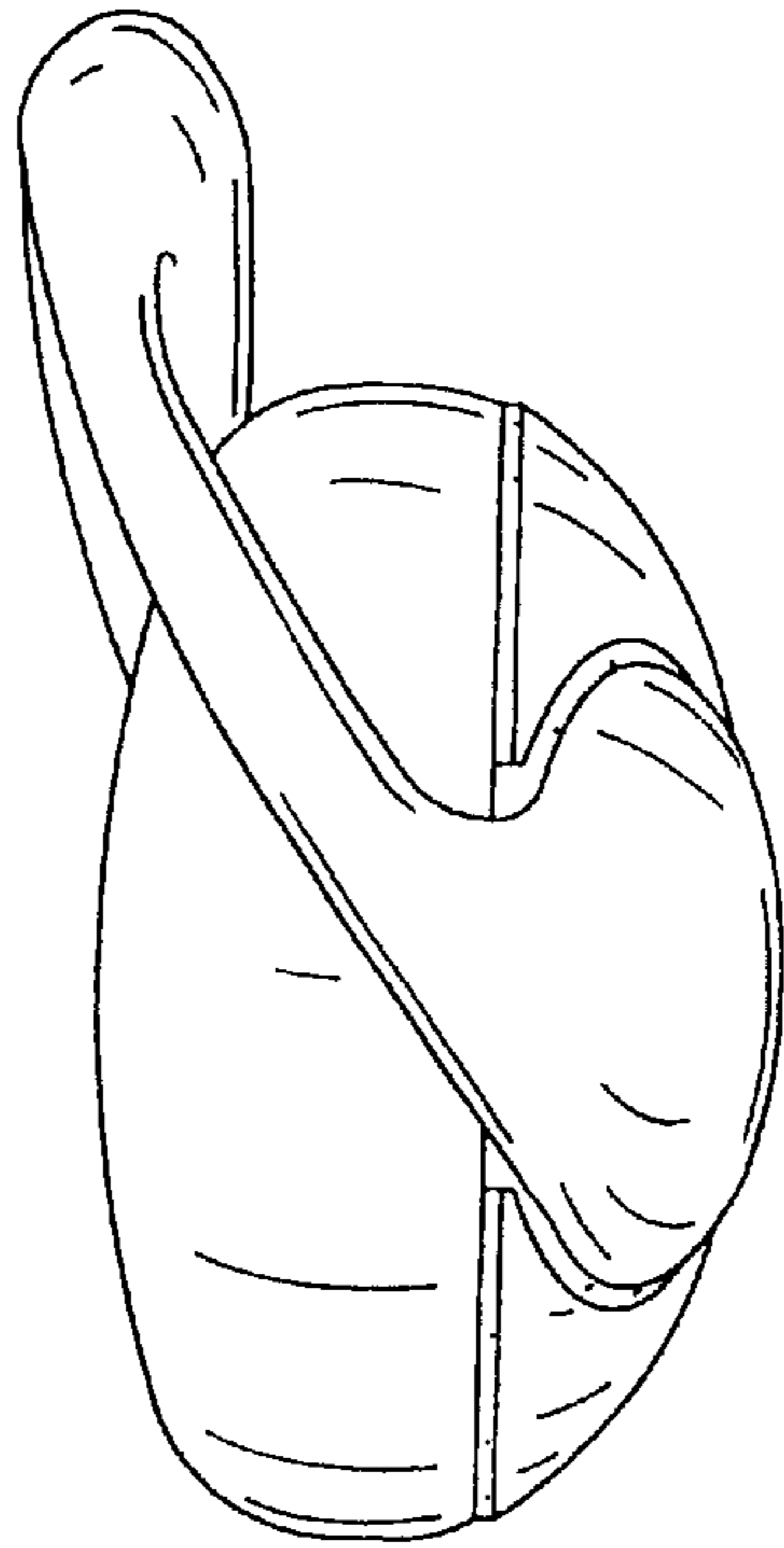


FIG. 5

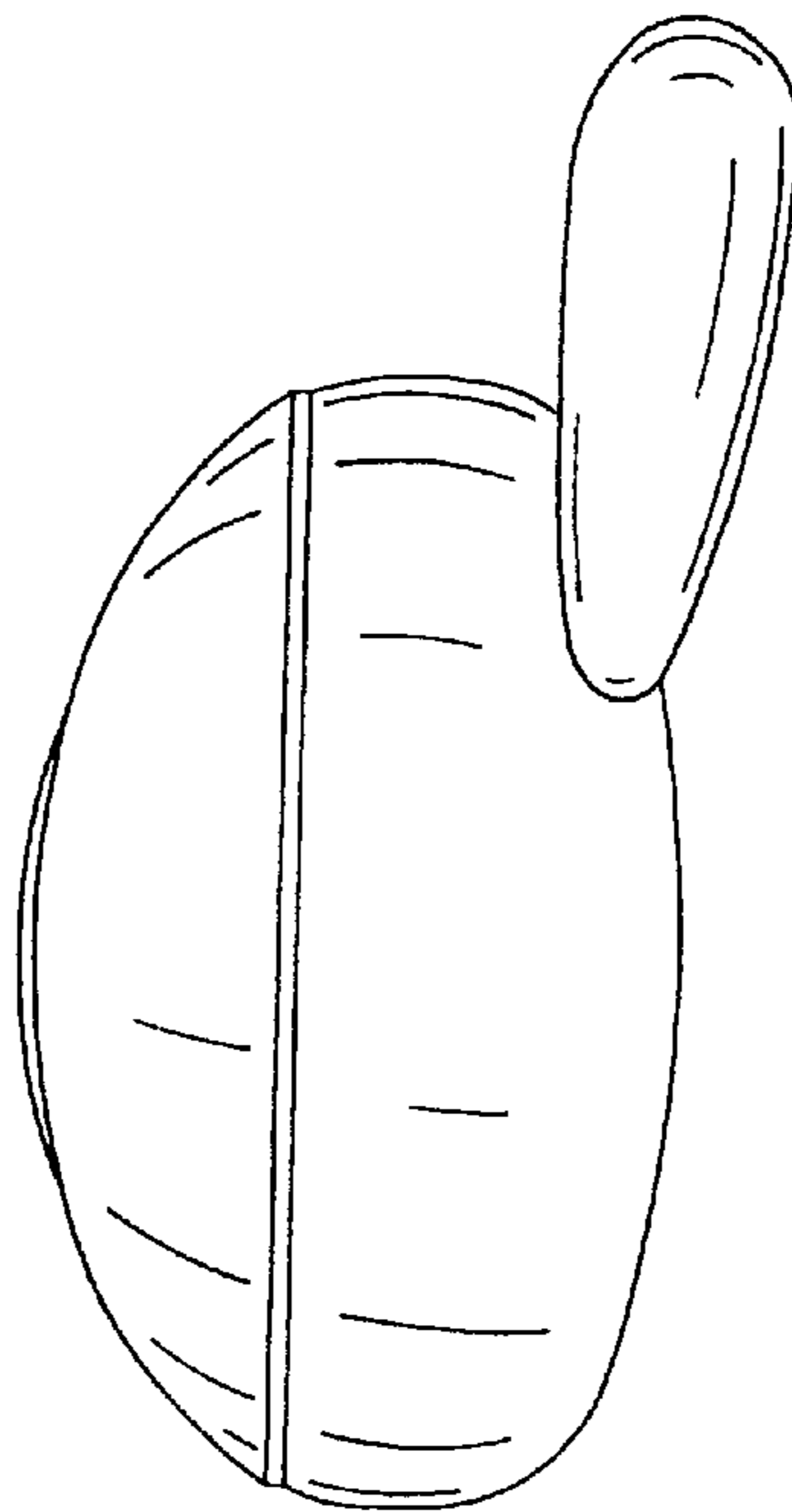


FIG. 6

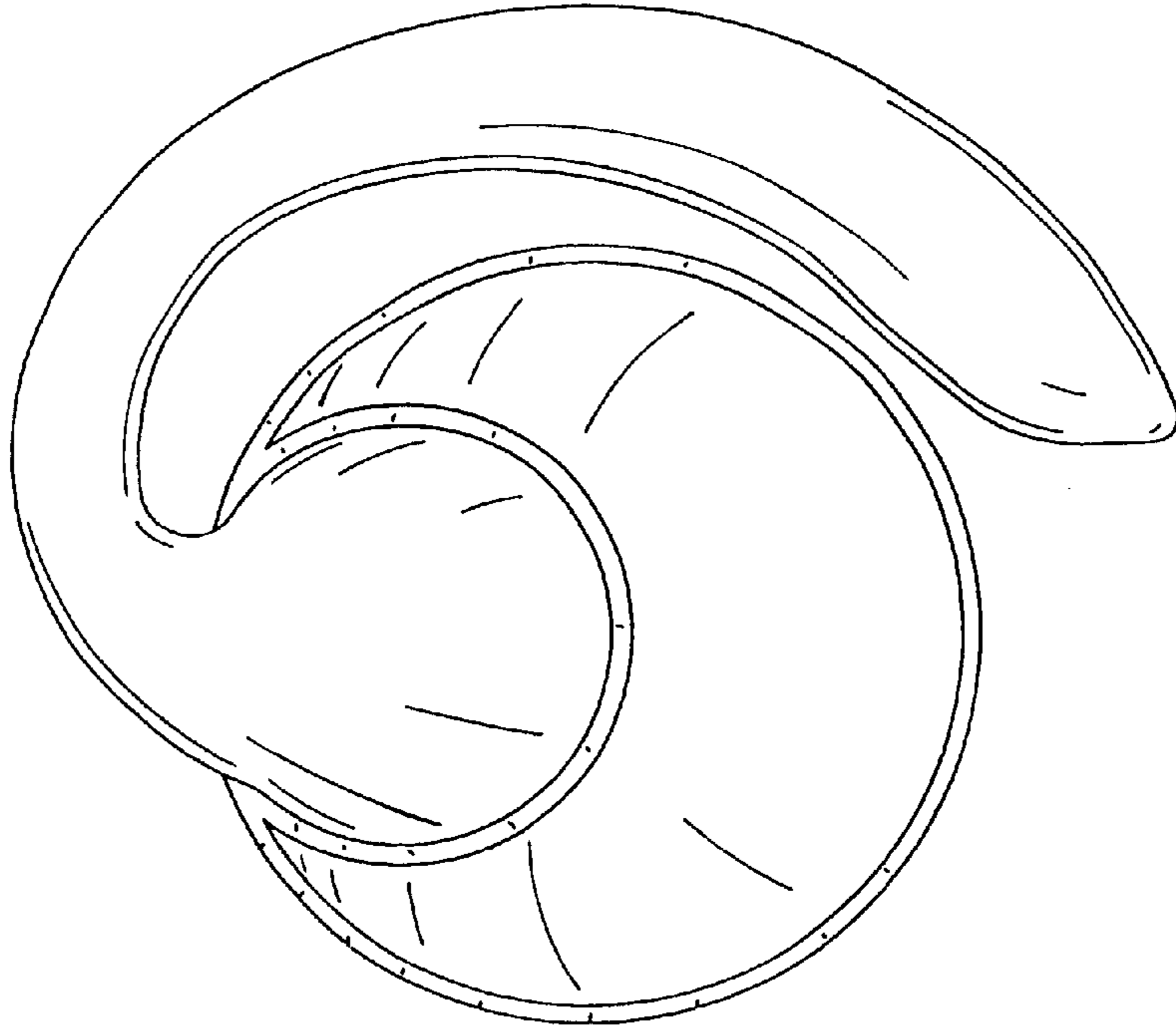


FIG. 7

