



US00D443257S

(12) **United States Design Patent**
Makino

(10) **Patent No.:** **US D443,257 S**

(45) **Date of Patent:** **** Jun. 5, 2001**

(54) **DIGITAL VIDEO DISC PLAYER**

(75) Inventor: **Shinji Makino**, Nara (JP)

(73) Assignee: **Matsushita Electric Industrial Co., Ltd.**, Osaka (JP)

(**) Term: **14 Years**

(21) Appl. No.: **29/130,881**

(22) Filed: **Oct. 10, 2000**

(30) **Foreign Application Priority Data**

Apr. 10, 2000 (JP) 12-009295

(51) **LOC (7) Cl.** **14-03**

(52) **U.S. Cl.** **D14/136**

(58) **Field of Search** D14/124, 135,
D14/136, 156, 160, 239; 386/125, 126;
369/75.1, 77.1

(56) **References Cited**

U.S. PATENT DOCUMENTS

- D. 408,810 * 4/1999 Sakamoto et al. D14/136
- D. 410,919 * 6/1999 Sato et al. D14/136
- D. 416,554 * 11/1999 Sakamoto et al. D14/136
- D. 428,865 * 8/2000 Nishiwaki et al. D14/135
- D. 432,111 * 10/2000 Takahashi D14/156

OTHER PUBLICATIONS

Matsushita, catalogue, "DVD-A700", Oct. 1999.

* cited by examiner

Primary Examiner—Raphael Barkai

(74) *Attorney, Agent, or Firm*—Christensen O'Connor Johnson Kindness PLLC

(57) **CLAIM**

The ornamental design for a digital video disc player, as shown and described.

DESCRIPTION

FIG. 1 is a perspective view of the top, front and right side of a digital video disc player showing my new design;
 FIG. 2 is a front view thereof;
 FIG. 3 is a left side view thereof;
 FIG. 4 is a right side view thereof;
 FIG. 5 is a top plan view thereof;
 FIG. 6 is a bottom view thereof;
 FIG. 7 is a rear view thereof; and,
 FIG. 8 is a perspective view thereof with the lid in open condition. The indication appearing on the front panel forms no part of design.

1 Claim, 8 Drawing Sheets





Fig. 1.




Fig. 2.




Fig. 3.




Fig. 4.




Fig. 5.




Fig. 6.




Fig. 7.



Fig. 8.