



US00D443222S

(12) **United States Design Patent**
Cabarbaye

(10) **Patent No.:** **US D443,222 S**

(45) **Date of Patent:** **** Jun. 5, 2001**

(54) **RING**
(75) **Inventor:** **Anne Cabarbaye**, Fontenay sous Bois (FR)
(73) **Assignee:** **Cartier International B.V.**, Amsterdam (NL)
(**) **Term:** **14 Years**

D. 83,144	*	1/1931	Broom	D11/28
D. 87,164	*	6/1932	McCarty, Jr.	D11/28
D. 88,561	*	12/1932	Levi	D11/39
D. 148,723	*	2/1948	Richey	D11/28
D. 189,757	*	2/1961	Lazelquist	D11/26
D. 252,802	*	9/1979	Lavin	D11/29
D. 256,403	*	8/1980	Hocq	D11/30
D. 373,096	*	8/1996	Bergagnini	D11/28
D. 373,741	*	9/1996	Mehta	D11/26
D. 388,730	*	1/1998	Greenberger	D11/34

(21) **Appl. No.:** **29/114,559**
(22) **Filed:** **Nov. 29, 1999**
(30) **Foreign Application Priority Data**

May 31, 1999 (XH) DM/048 259

(51) **LOC (7) Cl.** **11-01**
(52) **U.S. Cl.** **D11/26**
(58) **Field of Search** D11/26-39; 63/15,
63/15.1-15.4, 15.45, 15.65, 15.7-15.8,
26-28

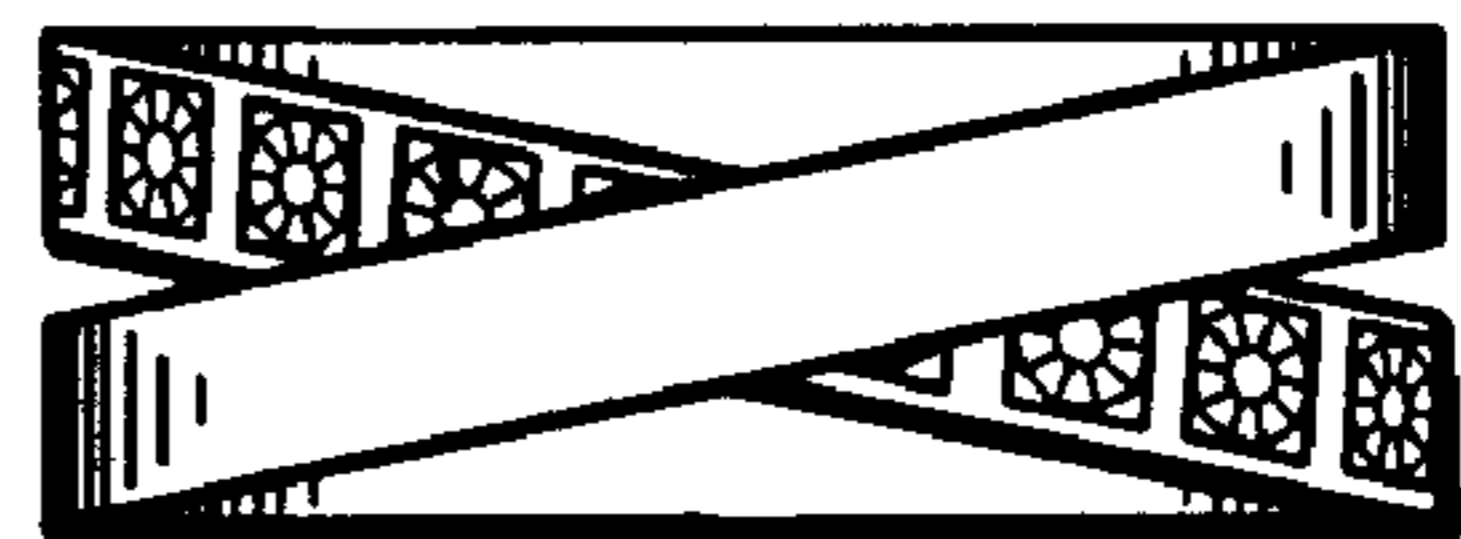
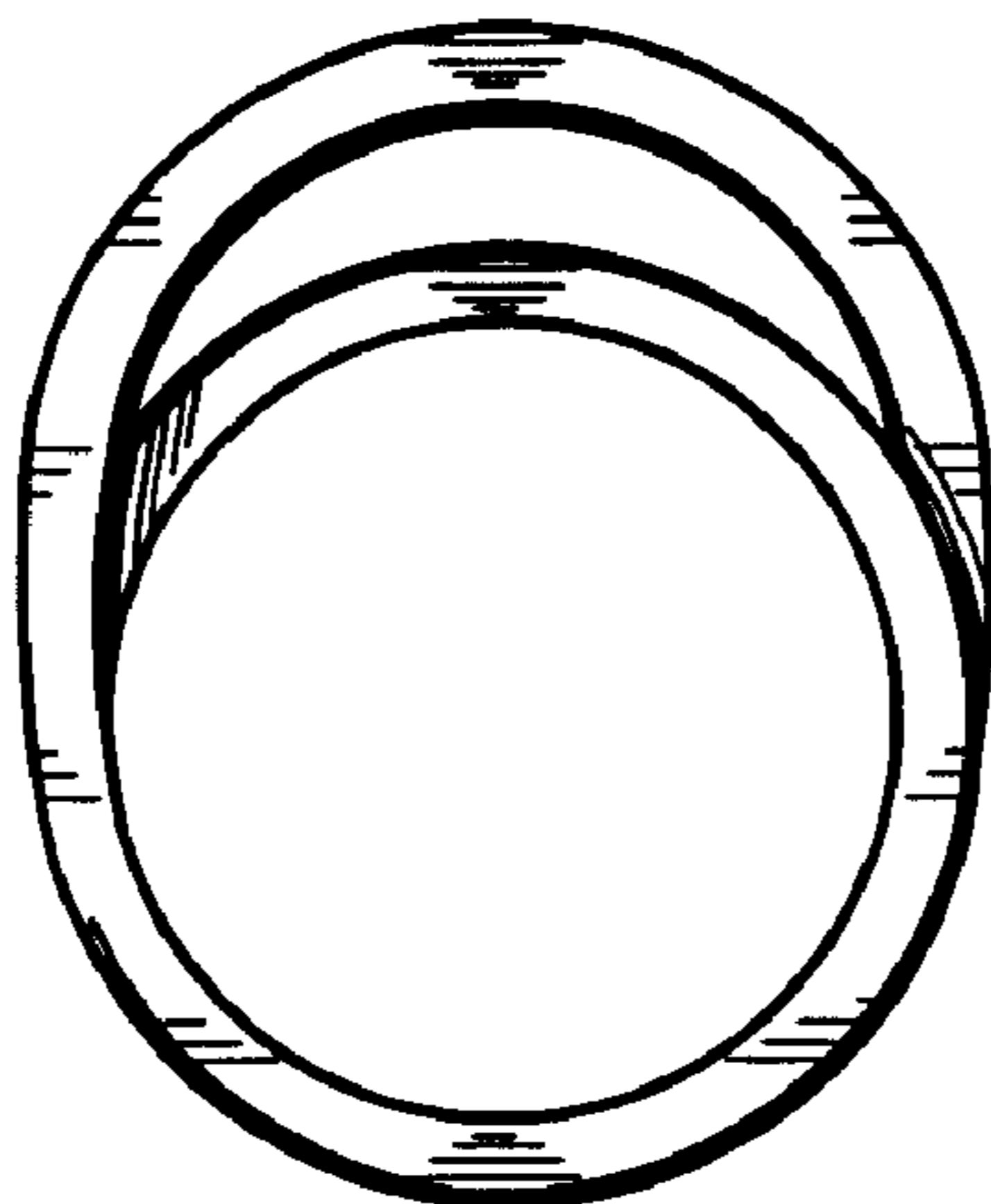

(56) **References Cited**
U.S. PATENT DOCUMENTS
D. 69,608 * 3/1926 Pejchar D11/27

* cited by examiner
Primary Examiner—Cathy Anne MacCormac
(74) *Attorney, Agent, or Firm*—Oliff & Berridge, PLC

(57) **CLAIM**
The ornamental design for a ring, as shown and described.

DESCRIPTION
FIG. 1 is a side elevational view of the ring,
FIG. 2 is a front elevational view thereof,
FIG. 3 is a rear elevational view thereof,
FIG. 4 is a side elevational view thereof,
FIG. 5 is a top view thereof; and,
FIG. 6 is a bottom view thereof.

1 Claim, 1 Drawing Sheet



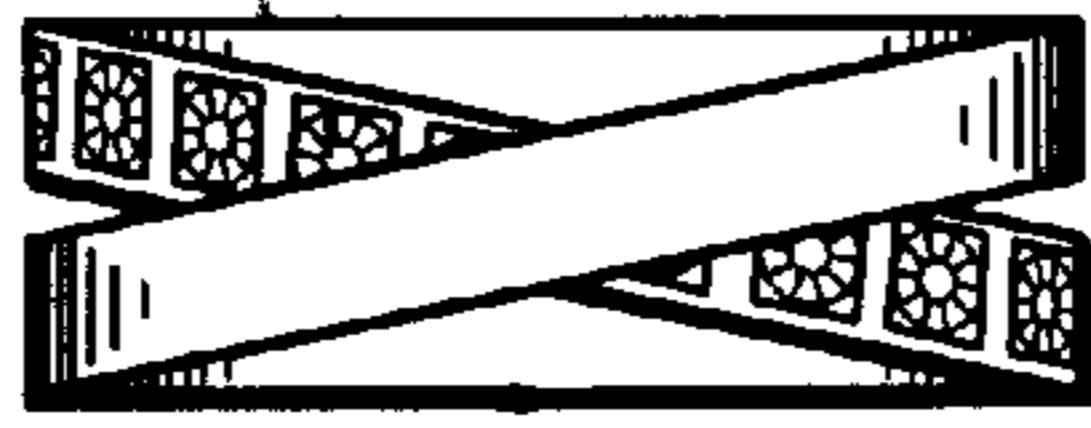


FIG. 5




FIG. 1

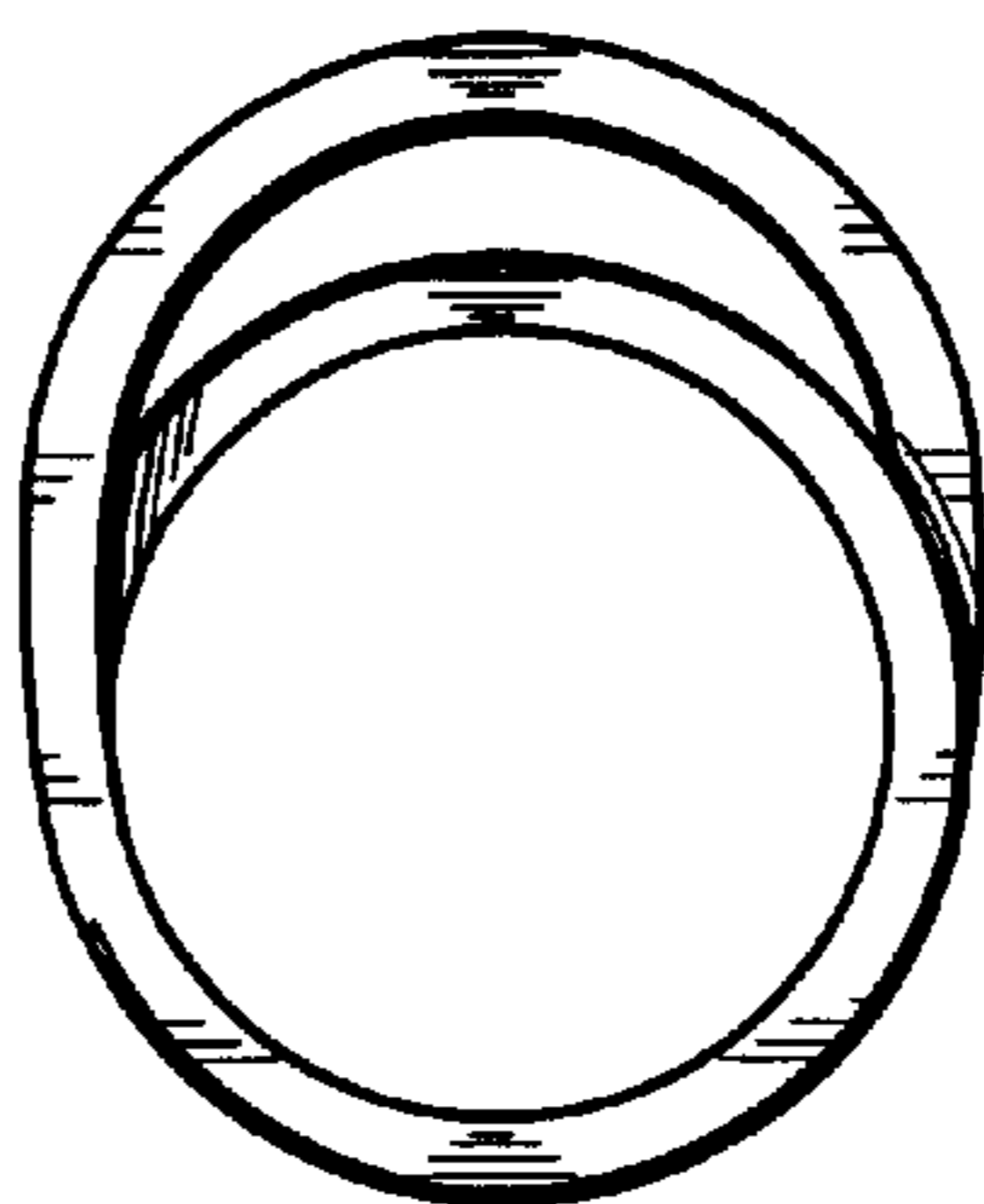


FIG. 2




FIG. 4

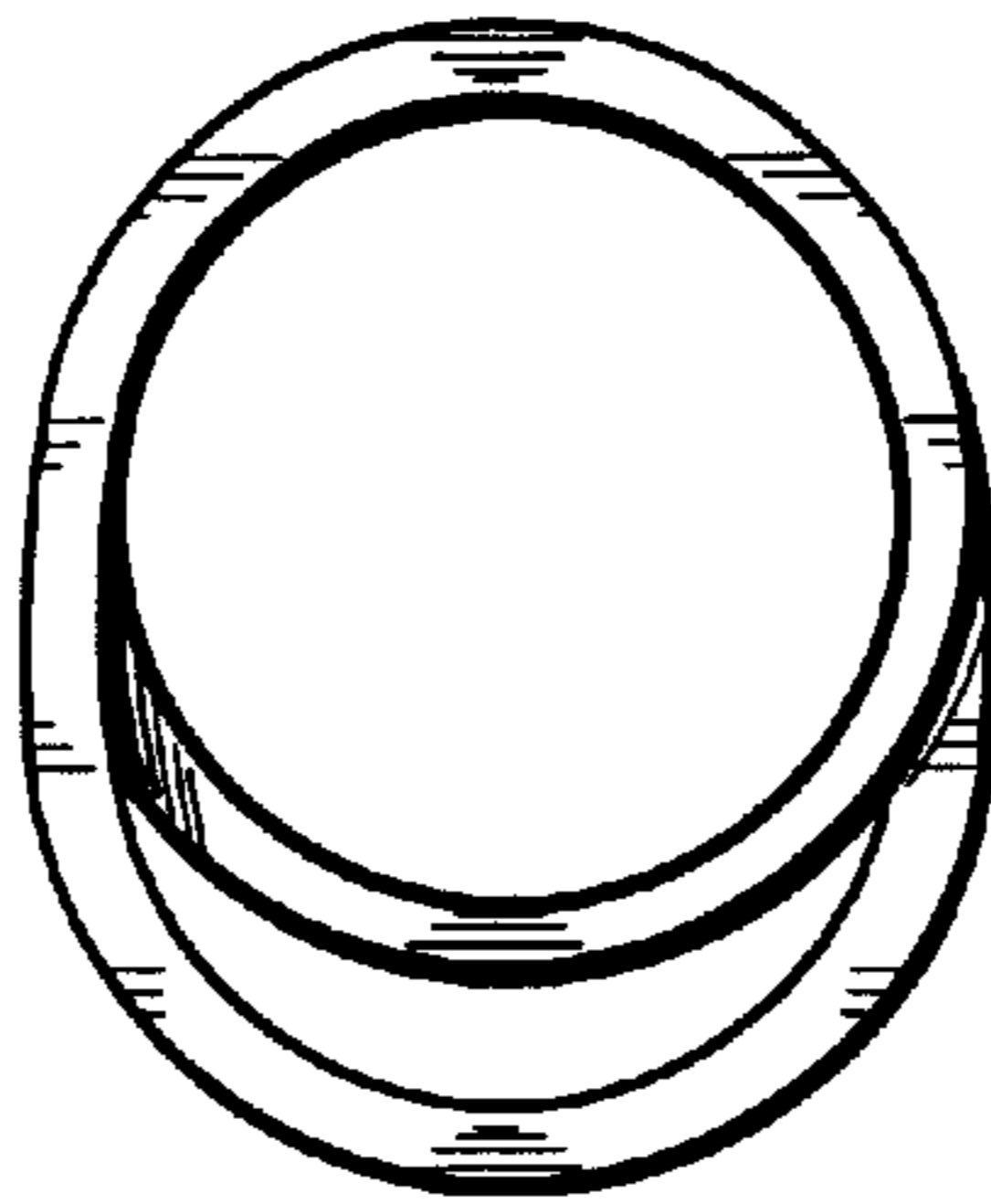


FIG. 3




FIG. 6