



US00D443214S

(12) **United States Design Patent**  
**Bodino**

(10) **Patent No.:** **US D443,214 S**

(45) **Date of Patent:** **\*\* Jun. 5, 2001**

(54) **WRISTWATCH**

(75) Inventor: **Giampiero Bodino**, Milan (IT)

(73) Assignee: **Gucci (Neuchatel) SA**, Neuchatel (CH)

(\*\*) Term: **14 Years**

(21) Appl. No.: **29/127,614**

(22) Filed: **Aug. 10, 2000**

(30) **Foreign Application Priority Data**

Feb. 16, 2000 (XH) ..... DMA/004 791

(51) **LOC (7) Cl.** ..... **10-02**

(52) **U.S. Cl.** ..... **D10/32**

(58) **Field of Search** ..... D10/1-40, 122-132;  
D11/3-25; 63/1.1, 3, 5, 11; 368/276-277,  
280-282, 285

(56) **References Cited**

**U.S. PATENT DOCUMENTS**

D. 403,253 \* 12/1998 Owen ..... D10/39

D. 434,336 \* 11/2000 Giardiello ..... D10/32

D. 436,047 \* 1/2001 Giardiello ..... D10/32

1,831,951 \* 11/1931 Fassnacht .

\* cited by examiner

*Primary Examiner*—Nelson C. Holtje

(74) *Attorney, Agent, or Firm*—Sughrue, Mion, Zinn,  
Macpeak & Seas, PLLC

(57) **CLAIM**

The ornamental design for a wristwatch, as shown.

**DESCRIPTION**

FIG. 1 is a perspective view of the front and one side of a wristwatch showing my new design;

FIG. 2 is a front view thereof;

FIG. 3 is a rear view thereof;

FIG. 4 is a side view of said one side thereof;

FIG. 5 is a side view of an opposite side thereof;

FIG. 6 is an end view of one end thereof; and,

FIG. 7 is an end view of an opposite end thereof.

**1 Claim, 2 Drawing Sheets**



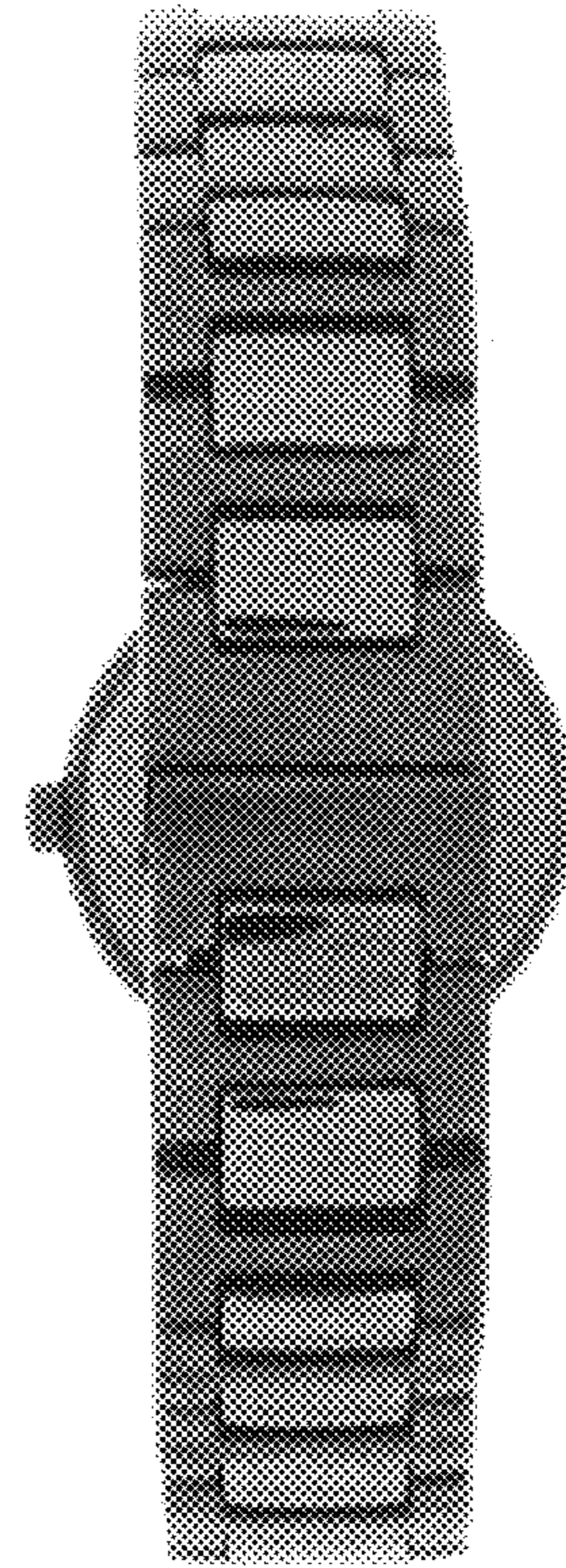
FIG. 1



FIG. 2



FIG. 3






FIG. 4




FIG. 6




FIG. 5




FIG. 7