



US00D443213S

(12) **United States Design Patent**  
**Giardiello**

(10) **Patent No.:** **US D443,213 S**

(45) **Date of Patent:** **\*\* Jun. 5, 2001**

(54) **WRISTWATCH**

(75) Inventor: **Barbara Giardiello**, Naples (IT)

(73) Assignee: **Sector Group SA**, Neuchatel (CH)

(\*\*) Term: **14 Years**

(21) Appl. No.: **29/125,616**

(22) Filed: **Jun. 28, 2000**

(30) **Foreign Application Priority Data**

Mar. 23, 2000 (XH) ..... DMA/004847

(51) **LOC (7) Cl.** ..... **10-02**

(52) **U.S. Cl.** ..... **D10/32**

(58) **Field of Search** ..... D10/1-40, 122-132;  
D11/3-25; 63/1.1, 3, 5, 11; 368/276-277,  
280-282, 285

(56) **References Cited**

**U.S. PATENT DOCUMENTS**

- D. 274,504 \* 7/1984 Bulgari ..... D10/32
- D. 359,916 \* 7/1995 Iida ..... D10/32
- D. 403,597 \* 1/1999 Hartzband ..... D10/32

- D. 404,679 \* 1/1999 Bulgari ..... D11/23
- D. 413,273 \* 8/1999 Hartzband ..... D10/32
- D. 416,815 \* 11/1999 Hartzband ..... D10/32
- 1,720,235 \* 7/1929 Prestinari ..... 63/4
- 3,837,163 \* 9/1974 Fujimori ..... 63/4

\* cited by examiner

*Primary Examiner*—Nelson C. Holtje

(74) *Attorney, Agent, or Firm*—Sughrue, Mion, Zinn,  
Macpeak & Seas, PLLC

(57) **CLAIM**

The ornamental design for a wristwatch, as shown.

**DESCRIPTION**

FIG. 1 is a perspective view of the front and one side of a wristwatch showing my new design;  
 FIG. 2 is a front view thereof;  
 FIG. 3 is a rear view thereof;  
 FIG. 4 is a side view of said one side thereof;  
 FIG. 5 is a side view of an opposite side thereof;  
 FIG. 6 is an end view of one end thereof; and,  
 FIG. 7 is an end view of an opposite end thereof.

**1 Claim, 2 Drawing Sheets**




FIG. 1



FIG. 2




FIG. 3




FIG. 4




FIG. 6



FIG. 5




FIG. 7

