



US00D443212S

(12) **United States Design Patent**
Giardiello

(10) **Patent No.:** **US D443,212 S**

(45) **Date of Patent:** **** Jun. 5, 2001**

(54) **WRISTWATCH**

(75) **Inventor:** **Barbara Giardiello, Naples (IT)**

(73) **Assignee:** **Sector Group SA, Neuchatel (CH)**

(**) **Term:** **14 Years**

(21) **Appl. No.:** **29/112,218**

(22) **Filed:** **Oct. 14, 1999**

(30) **Foreign Application Priority Data**

Jun. 1, 1999 (XH) DMA/004 536

(51) **LOC (7) Cl.** **10-02**

(52) **U.S. Cl.** **D10/32**

(58) **Field of Search** D10/1-40, 122-132;
D11/3-25; 63/1.1, 3, 5, 11; 368/276-277,
280-282, 285

(56) **References Cited**

U.S. PATENT DOCUMENTS

- D. 238,809 * 2/1976 Fontaine .
- D. 308,945 * 7/1990 Bonnet D10/32
- D. 362,192 * 9/1995 Hitter D10/32
- D. 365,767 * 1/1996 Hitter D10/32

- D. 370,181 * 5/1996 Krieger D10/32
- D. 370,856 * 6/1996 Krieger D10/32
- D. 383,397 * 9/1997 Takahashi D10/30
- D. 414,432 * 9/1999 Aellen D10/32
- D. 431,194 * 9/2000 Pequignet D10/32
- D. 436,319 * 1/2001 Giardiello D10/39

* cited by examiner

Primary Examiner—Nelson C. Holtje

(74) *Attorney, Agent, or Firm*—Sughrue, Mion, Zinn,
Macpeak & Seas, PLLC

(57) **CLAIM**

The ornamental design for a wristwatch, as shown.

DESCRIPTION

FIG. 1 is a perspective view of the front and one side of the wristwatch showing my new design;
 FIG. 2 is a front view thereof;
 FIG. 3 is a rear view thereof;
 FIG. 4 is a left side elevational view of said one side;
 FIG. 5 is a side elevational view of the opposite side thereof;
 FIG. 6 is an end view of one end thereof; and,
 FIG. 7 is an end view of the opposite end thereof.

1 Claim, 2 Drawing Sheets




FIG. 1



FIG. 2




FIG. 3




FIG. 4




FIG. 6




FIG. 5




FIG. 7

