



US00D443211S

(12) **United States Design Patent**
Hanagata

(10) **Patent No.:** **US D443,211 S**

(45) **Date of Patent:** **** Jun. 5, 2001**

(54) **WATCH CASE**

(75) **Inventor:** **Shigeru Hanagata, Hachioji (JP)**

(73) **Assignee:** **Casio Keisanki Kabushiki Kaisha, Tokyo (JP)**

(**) **Term:** **14 Years**

(21) **Appl. No.:** **29/124,483**

(22) **Filed:** **Jun. 6, 2000**

(51) **LOC (7) Cl.** **10-02**

(52) **U.S. Cl.** **D10/30**

(58) **Field of Search** D10/1-40, 122-132;
368/280-282, 276-277, 28-30, 285, 239-242,
82-84, 41-44

(56) **References Cited**

U.S. PATENT DOCUMENTS

- D. 320,750 * 10/1991 Kawashima D10/39
- D. 327,441 * 6/1992 Yamamoto et al. D10/38
- D. 349,250 * 8/1994 Moriai D10/38
- D. 378,198 * 2/1997 Tomita et al. D10/38

- D. 387,679 * 12/1997 Hanagata D10/31
- D. 407,330 * 3/1999 Ishizaka D10/30
- D. 426,780 * 6/2000 Goto et al. D10/30

* cited by examiner

Primary Examiner—Nelson C. Holtje

(74) *Attorney, Agent, or Firm*—Frishauf, Holtz, Goodman, Langer & Chick, P.C.

(57) **CLAIM**

The ornamental design for a watch case, as shown.

DESCRIPTION

FIG. 1 is a front elevational view of a watch case showing my new design;
 FIG. 2 is a rear elevational view thereof;
 FIG. 3 is a top plan view thereof;
 FIG. 4 is a bottom plan view thereof;
 FIG. 5 is a right side elevational view thereof;
 FIG. 6 is a left side elevational view thereof; and,
 FIG. 7 is a front, bottom and right side perspective view thereof.

1 Claim, 3 Drawing Sheets

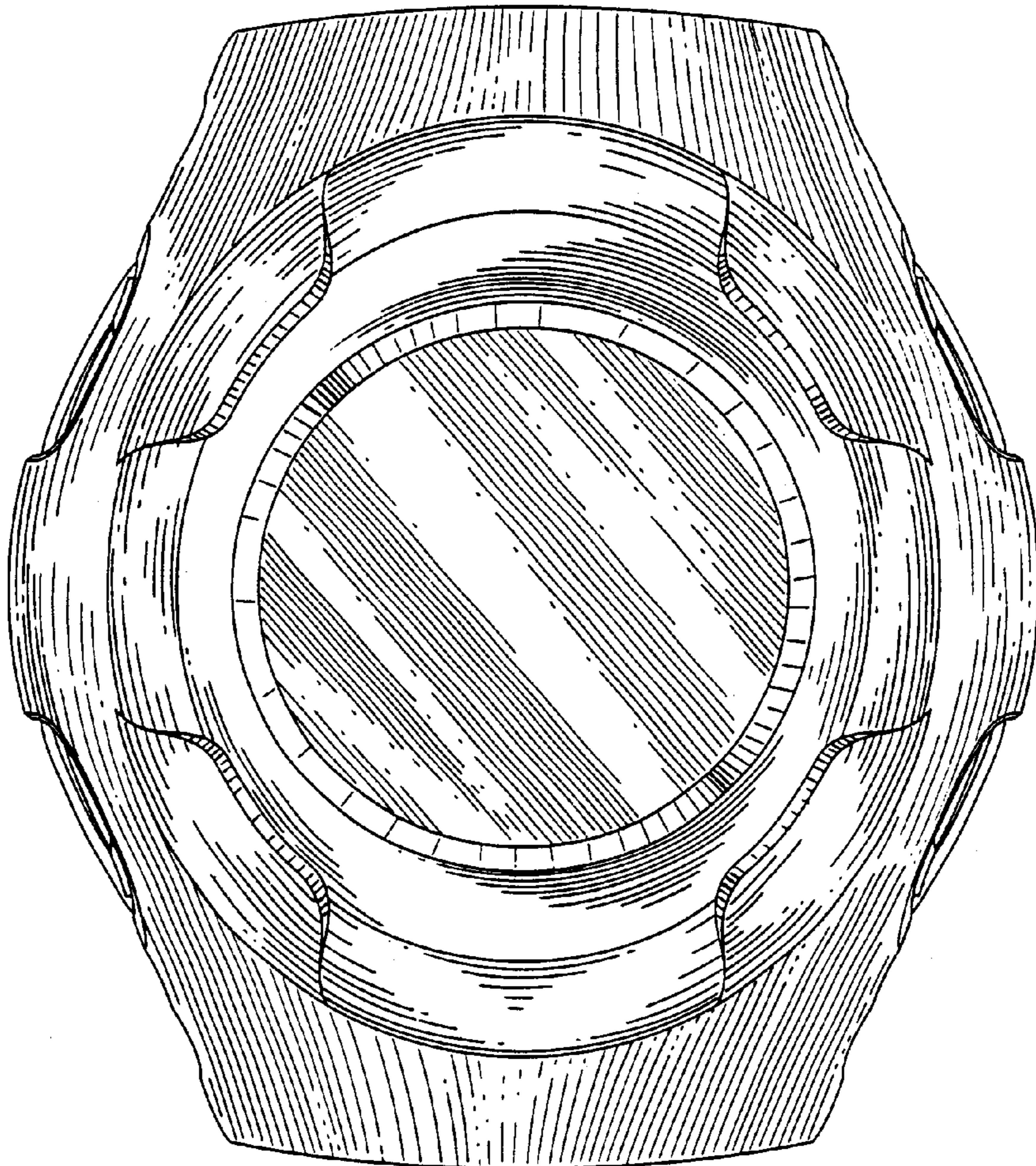


FIG.3

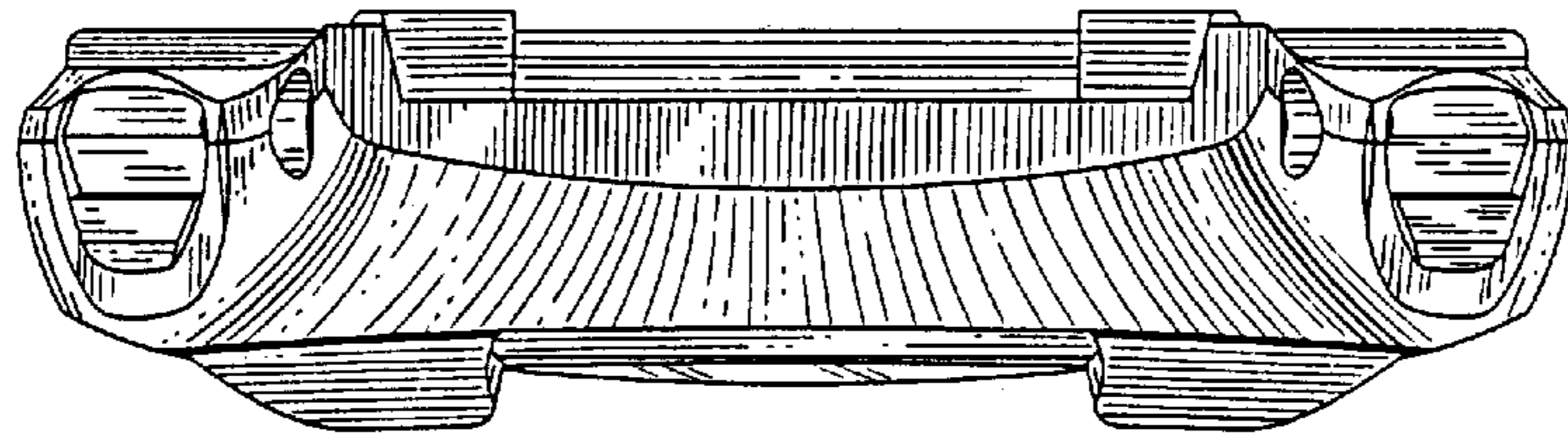


FIG.1

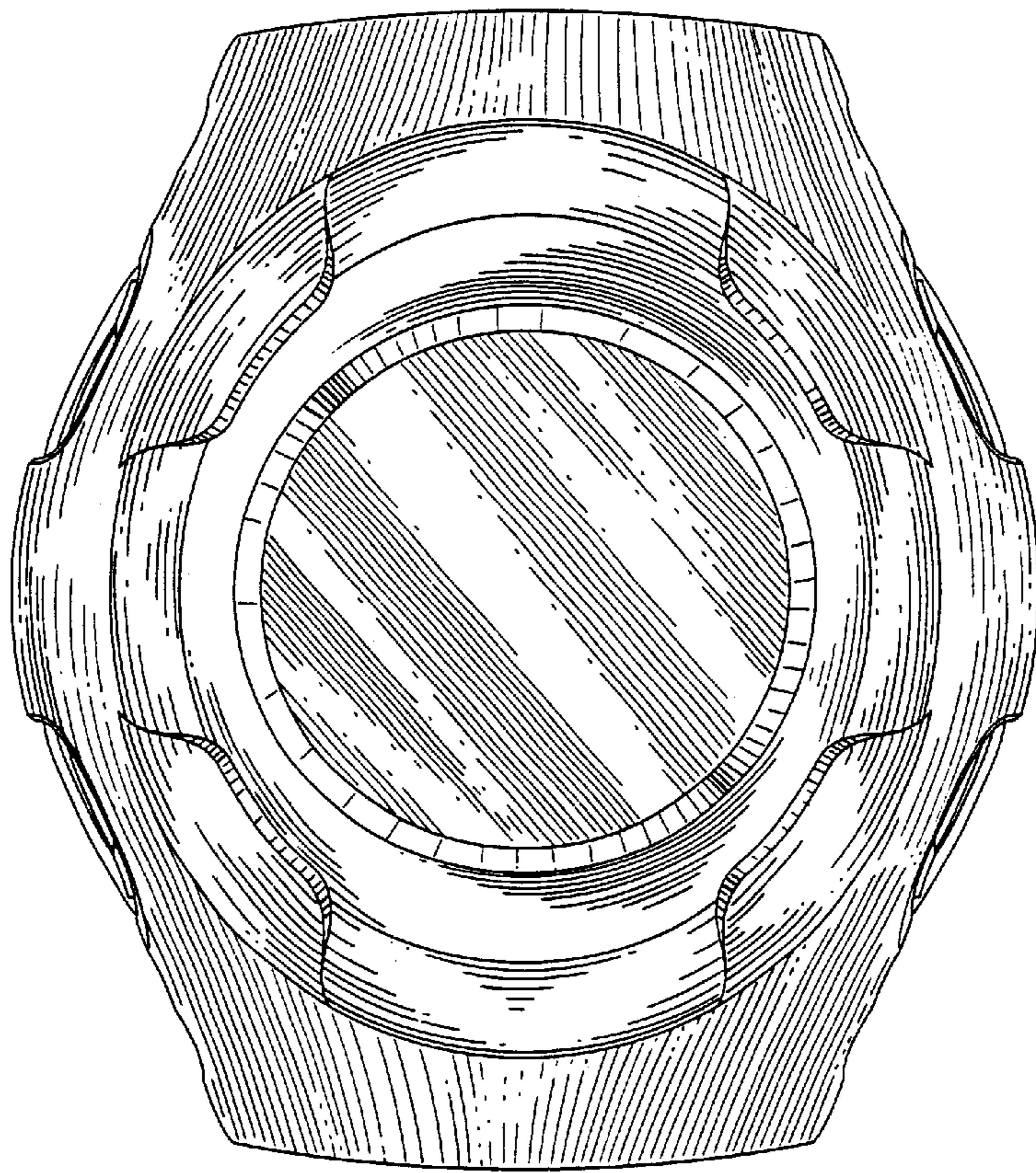


FIG.4

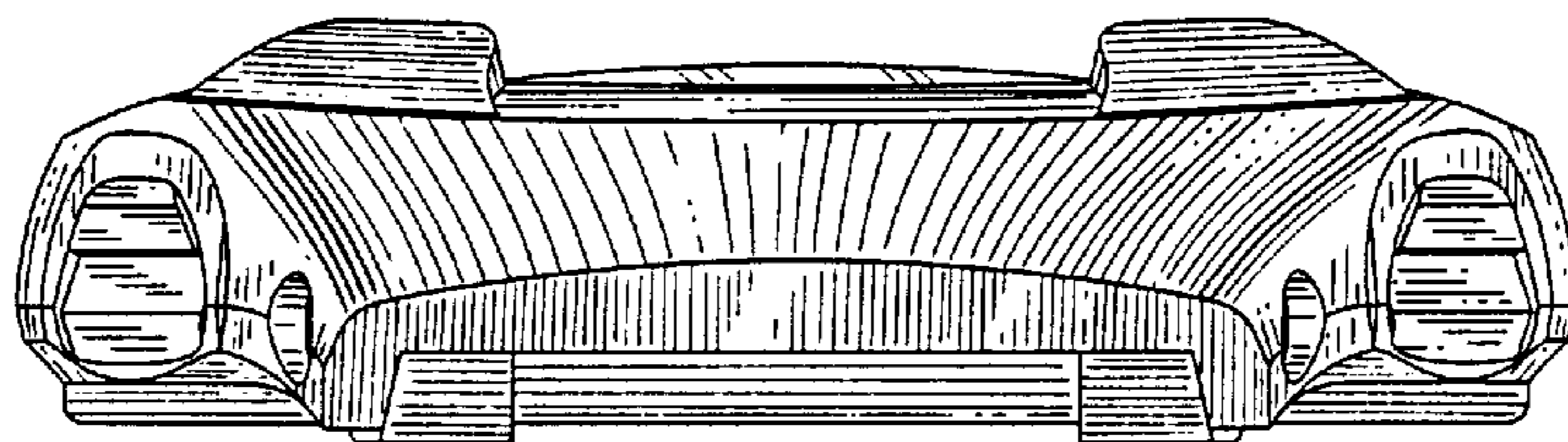


FIG.2




FIG.6

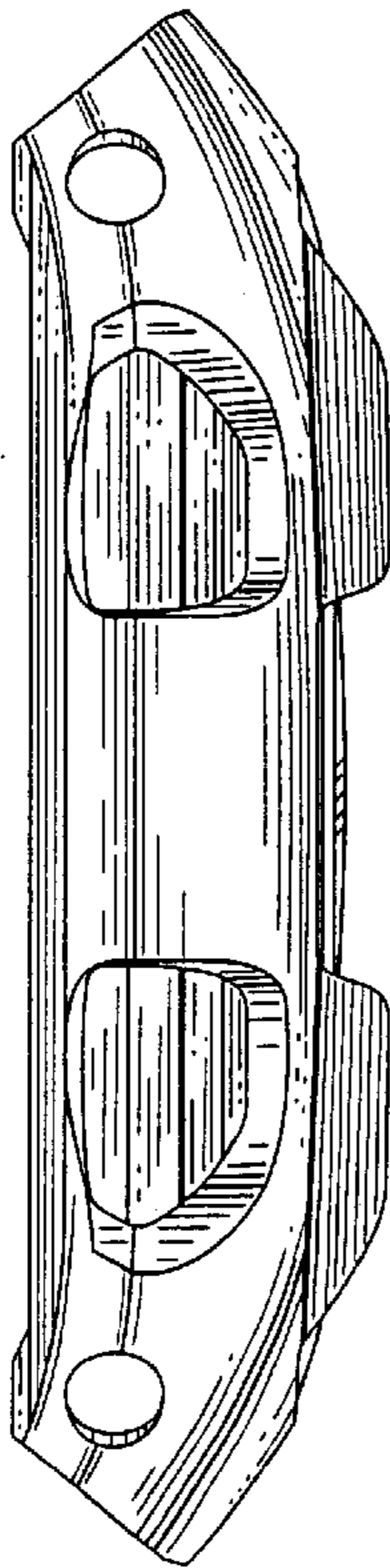


FIG.5

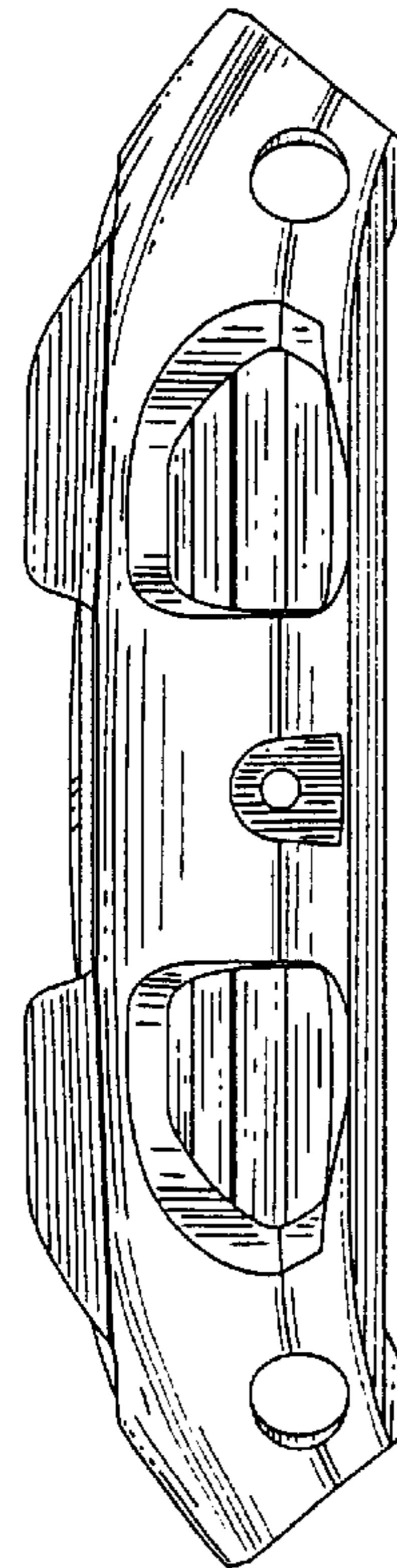


FIG.7

