



US00D443210S

(12) **United States Design Patent**
Wunderman

(10) **Patent No.:** **US D443,210 S**

(45) **Date of Patent:** **** Jun. 5, 2001**

(54) **WATCH CASE**

(75) **Inventor:** **Severin Wunderman**, Los Angeles, CA (US)

(73) **Assignee:** **Montres Corum SA**, La Chaux-de-Fonds (CH)

(**) **Term:** **14 Years**

(21) **Appl. No.:** **29/117,588**

(22) **Filed:** **Jan. 31, 2000**

(51) **LOC (7) Cl.** **10-02**

(52) **U.S. Cl.** **D10/30**

(58) **Field of Search** D10/1-40, 122-132;
368/280-282, 276-277, 285

(56) **References Cited**

U.S. PATENT DOCUMENTS

- D. 383,072 * 9/1997 Visage D10/30
- D. 397,945 * 9/1998 Gruosi D10/39

OTHER PUBLICATIONS

Handbook of Designs and Devices—by Hornung—1946—p. 173—#1555.*

* cited by examiner

Primary Examiner—Nelson C. Holtje

(74) *Attorney, Agent, or Firm*—Sughrue, Mion, Zinn, Macpeak & Seas, PLLC

(57) **CLAIM**

The ornamental design for a watch case, as shown.

DESCRIPTION

FIG. 1 is a perspective view of the front and one side of a watch case showing my new design;
FIG. 2 is a front view thereof;
FIG. 3 is a rear view thereof;
FIG. 4 is a side view of said one side thereof;
FIG. 5 is a side view of the opposite side thereof;
FIG. 6 is an end view of one end thereof; and,
FIG. 7 is an end view of the opposite end thereof.

1 Claim, 2 Drawing Sheets




FIG. 1




FIG. 2




FIG. 3




FIG. 4




FIG. 6




FIG. 5




FIG. 7

