



US00D443206S

(12) **United States Design Patent**
Weber

(10) **Patent No.:** **US D443,206 S**

(45) **Date of Patent:** **** Jun. 5, 2001**

(54) **CONTAINER**

(76) **Inventor:** **Heinz Weber**, 64 Gables Court,
Beaconsfield, Quebec (CA), H9W 5H4

(**) **Term:** **14 Years**

(21) **Appl. No.:** **29/118,958**

(22) **Filed:** **Feb. 18, 2000**

(51) **LOC (7) Cl.** **09-01**

(52) **U.S. Cl.** **D9/520; D9/529; D9/538**

(58) **Field of Search** D9/338, 414, 504,
D9/424, 516, 520, 529, 530, 537-543, 549,
551, 558, 559, 561, 564; D28/76, 7, 85,
88; D19/41, 45, 46, 51, 66, 71; 215/382-384;
401/6, 98, 118-130, 202

(56) **References Cited**

U.S. PATENT DOCUMENTS

D. 205,330	*	7/1966	Capezzuto	D19/43
D. 225,212	*	11/1972	Mandiargues	D9/539
D. 231,434	*	4/1974	Kata	D9/424
D. 327,090	*	6/1992	Kishita	D19/66
2,248,011	*	7/1941	Neuschaefer	401/6

3,552,605	*	1/1971	Hein	222/207
3,896,823	*	7/1975	Spatz	132/218
4,313,686	*	2/1982	Proffer	401/127

* cited by examiner

Primary Examiner—Ted Shooman

Assistant Examiner—C. Tuttle

(74) *Attorney, Agent, or Firm*—Eric Fincham

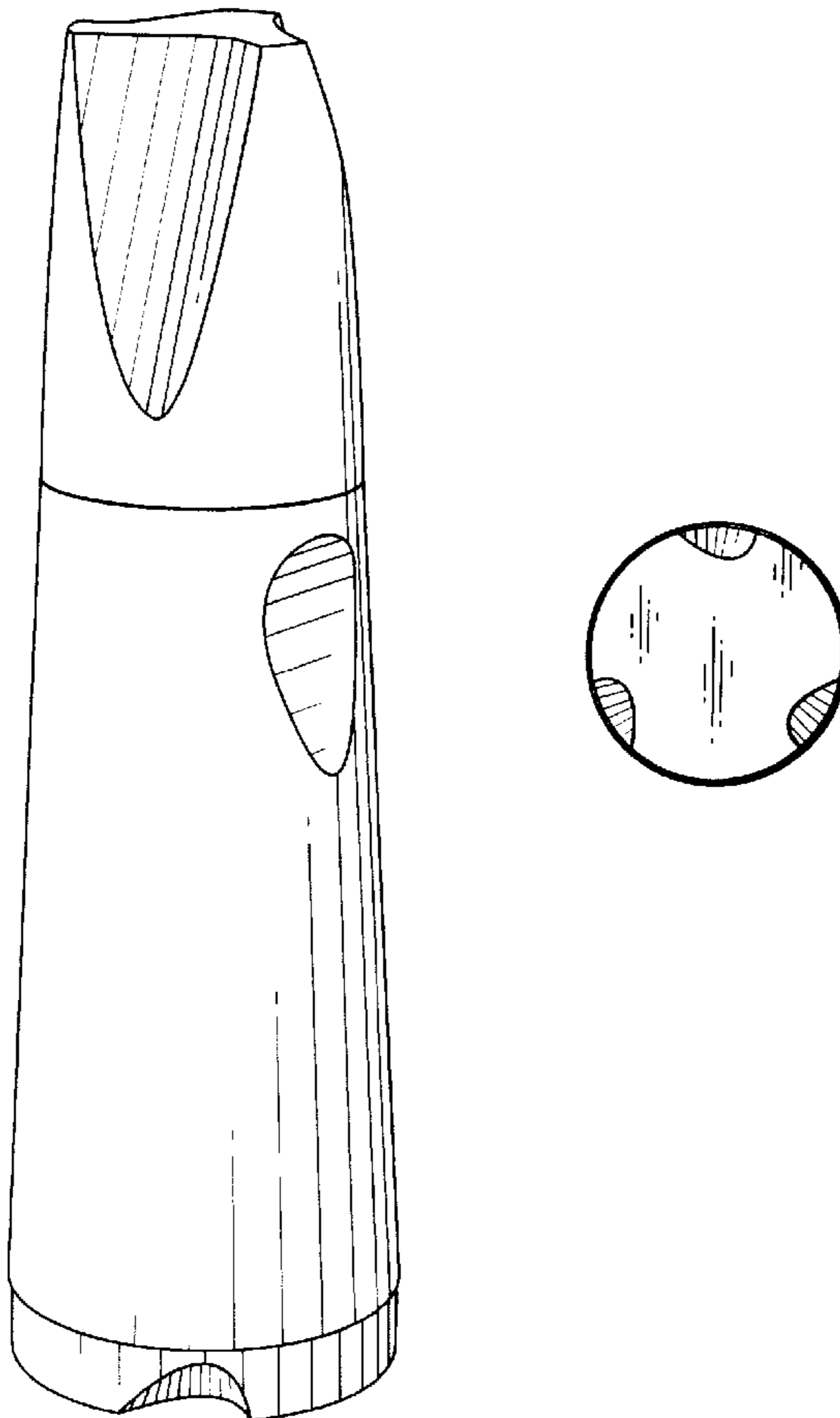
(57) **CLAIM**

An ornamental design for a container, as shown and described.

DESCRIPTION

FIG. 1 is a perspective view of the container;
 FIG. 2 is a front elevational view thereof;
 FIG. 3 is a side elevational view thereof as seen from the right hand side of FIG. 2;
 FIG. 4 is a side elevational view thereof as seen from the left hand side of FIG. 2;
 FIG. 5 is a rear elevational view thereof;
 FIG. 6 is a top plan view thereof; and,
 FIG. 7 is a bottom plan view thereof.

1 Claim, 2 Drawing Sheets



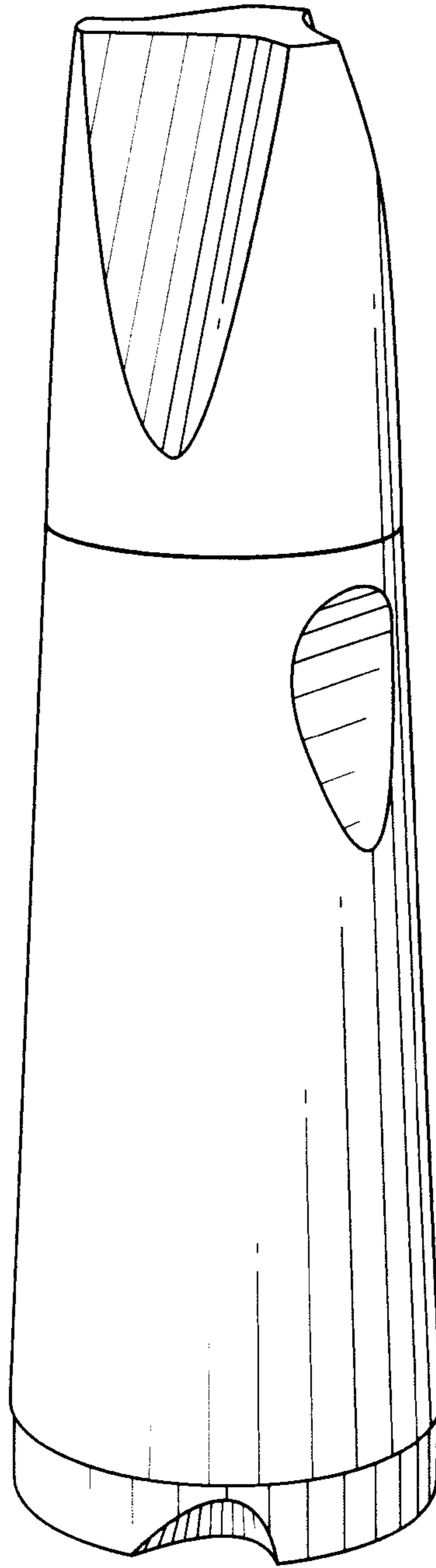


Fig. 1

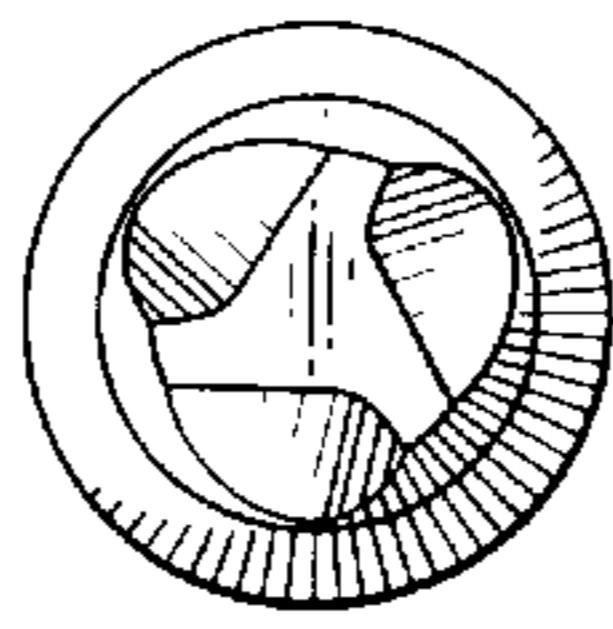


Fig. 6

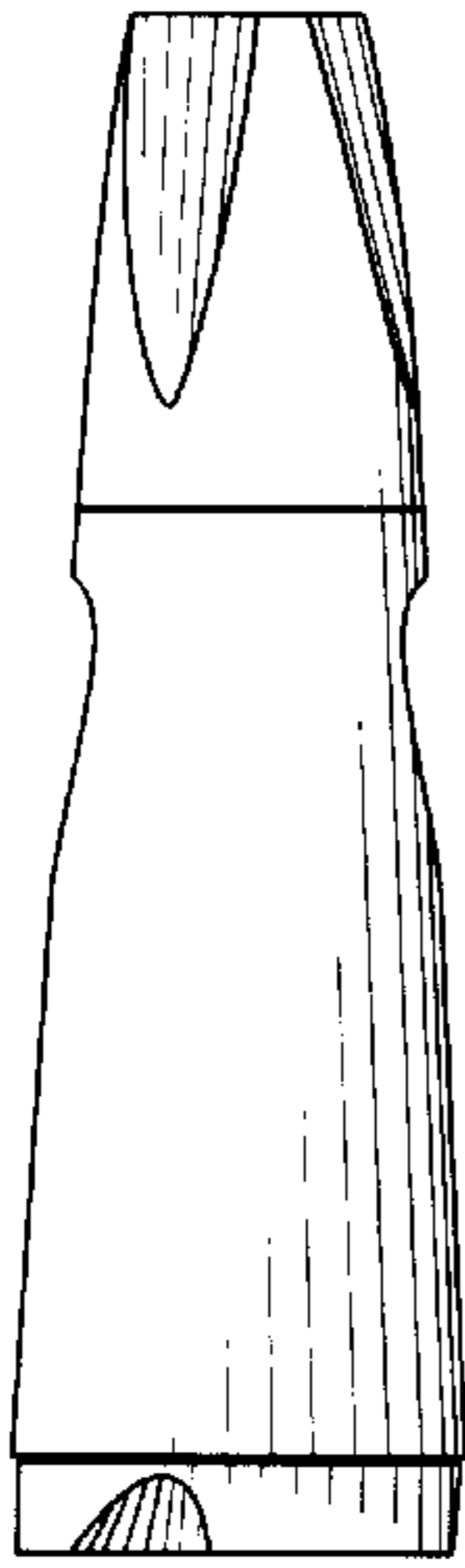


Fig. 3

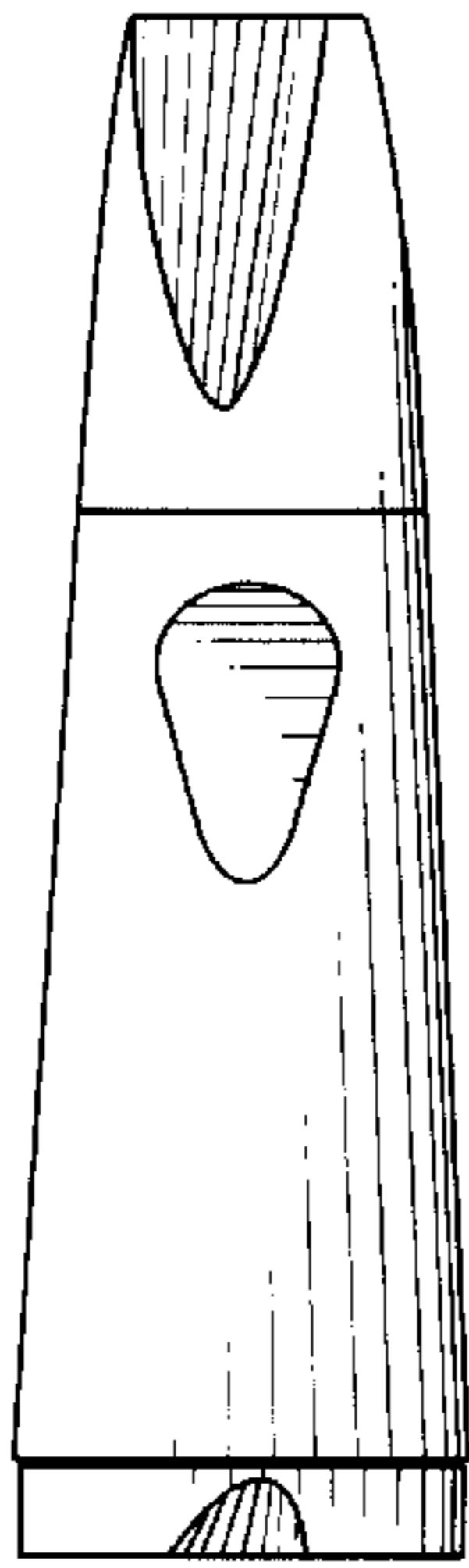


Fig. 2

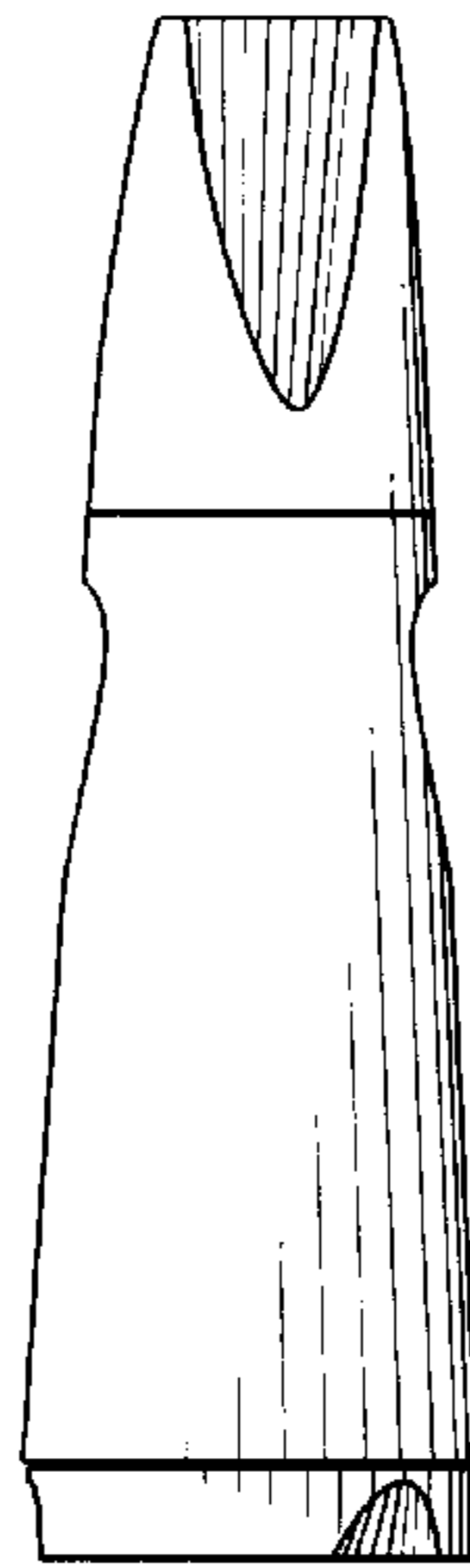


Fig. 4

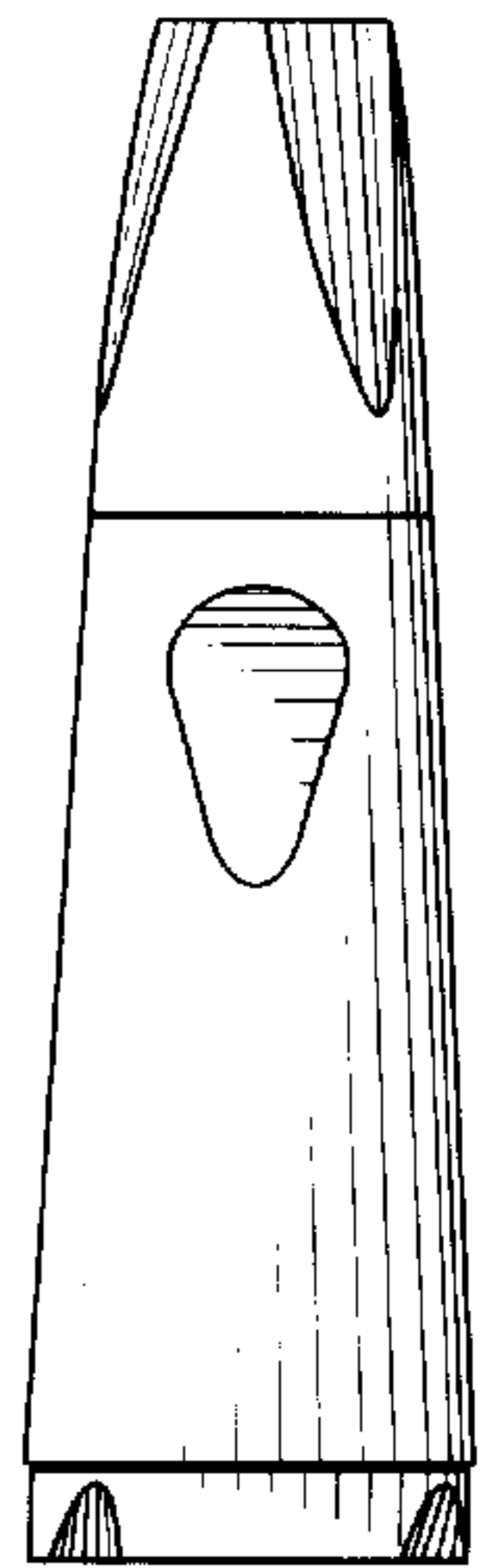


Fig. 5

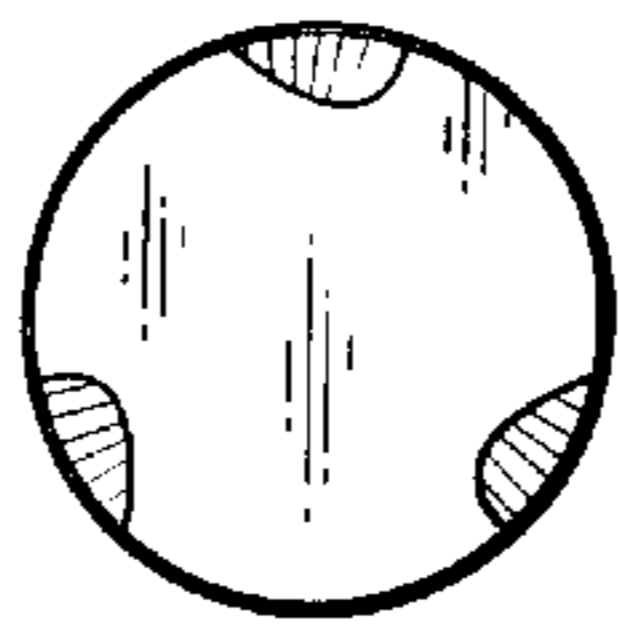


Fig. 7