



US00D443204S

(12) **United States Design Patent**
Garrant et al.

(10) **Patent No.:** **US D443,204 S**

(45) **Date of Patent:** **** Jun. 5, 2001**

(54) **BATTERY PACKAGE**

(75) Inventors: **Steven S. Garrant**, Greenwich; **Jeffrey P. Pirro**, Marcellus; **David A. Furth**, Skaneateles, all of NY (US)

(73) Assignee: **Eveready Battery Company, Inc.**, St. Louis, MO (US)

(**) Term: **14 Years**

(21) Appl. No.: **29/125,420**

(22) Filed: **Jun. 23, 2000**

(51) **LOC (7) Cl.** **09-03**

(52) **U.S. Cl.** **D9/415**

(58) **Field of Search** D9/415, 418, 414,
D9/337, 456; 206/461-471, 495, 806, 703,
704, 705

(56) **References Cited**

U.S. PATENT DOCUMENTS

D. 272,805	*	2/1984	Johnsen	D9/418
D. 364,803	*	12/1995	Wada	D9/415
D. 430,016		8/2000	Pirro et al.	D9/415
D. 430,017	*	8/2000	Ito et al.	D9/415
D. 430,488	*	9/2000	Ito et al.	D9/415
4,120,400	*	10/1978	Kotyuk	206/468
4,570,787	*	2/1986	Forbes, Jr.	206/780
5,429,233	*	7/1995	Juaristi	206/705
5,735,404	*	4/1998	Kumakura et al.	206/469
6,029,818	*	2/2000	Kumakura et al.	206/705

OTHER PUBLICATIONS

Techform Inc., Nov. 1982.*

* cited by examiner

Primary Examiner—Prabhakar Deshmukh

(74) *Attorney, Agent, or Firm*—Linda Gebauer

(57) **CLAIM**

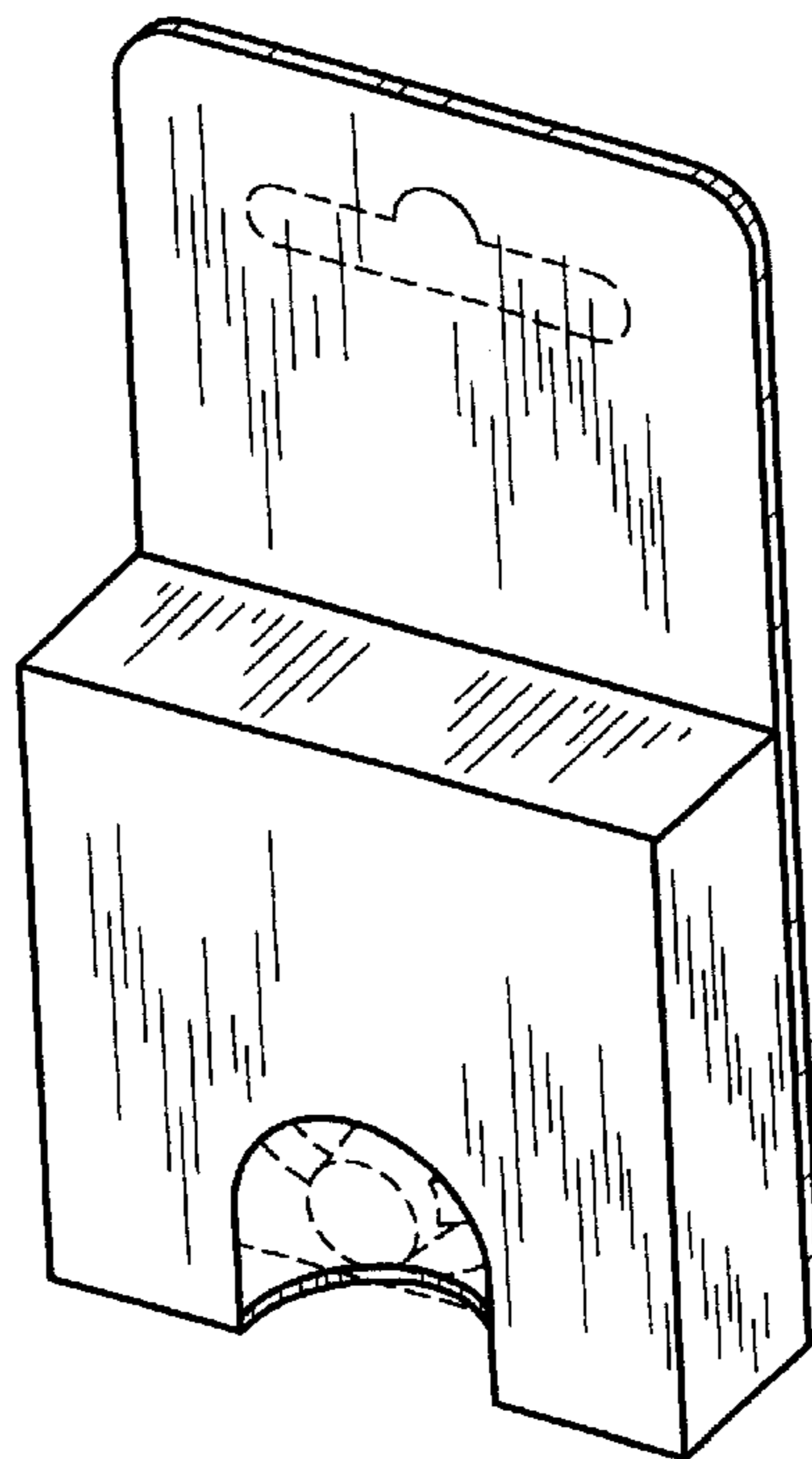
We claim the ornamental design for a battery package, as shown.

DESCRIPTION

FIG. 1 is a perspective view showing the front, top, and the right side of the battery package of the present invention; FIG. 2 is an elevational view of the front of the battery package of the present invention; FIG. 3 is an elevational view of the right side of the battery package of the present invention; FIG. 4 is an elevational view of the back of the battery package of the present invention; FIG. 5 is an elevational view of the top of the battery package of the present invention; and, FIG. 6 is an elevational view of the bottom of the battery package of the present invention.

The right side elevational view in FIG. 3 is a mirror image of the left side of the battery package of the present invention. Those elements that are shown in the above drawings in phantom lines do not form a part of the design.

1 Claim, 1 Drawing Sheet



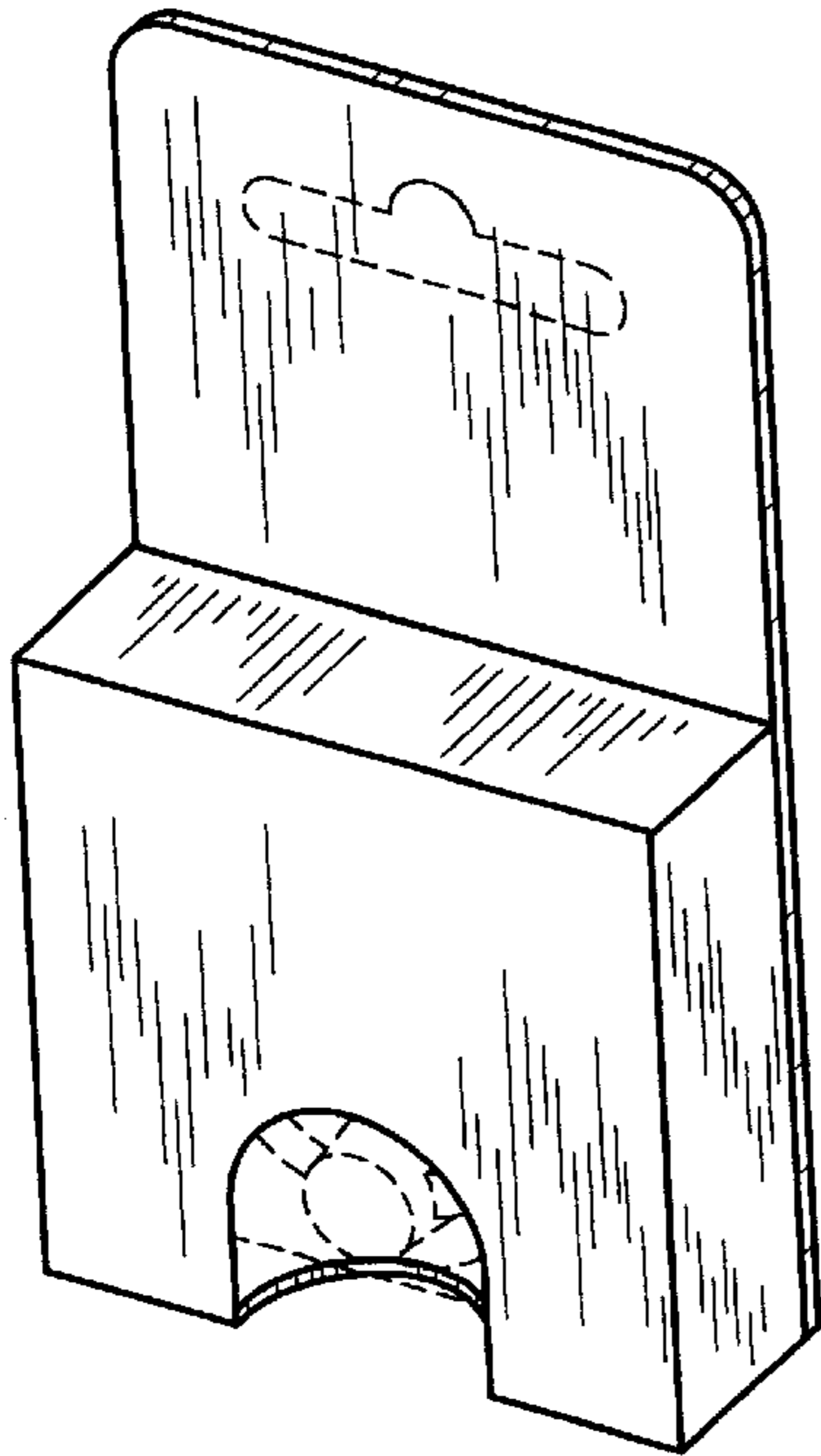


FIG. 1

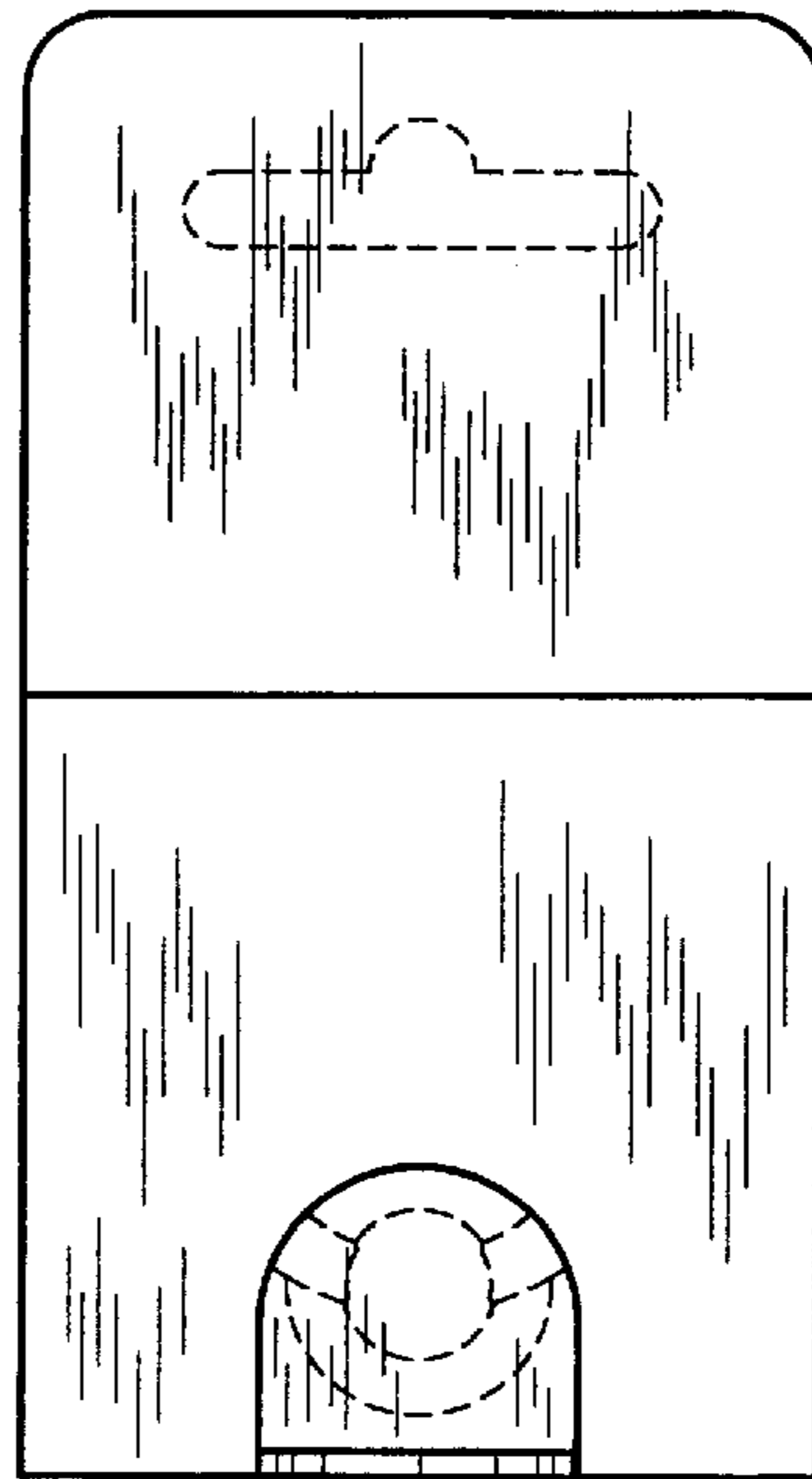


FIG. 2

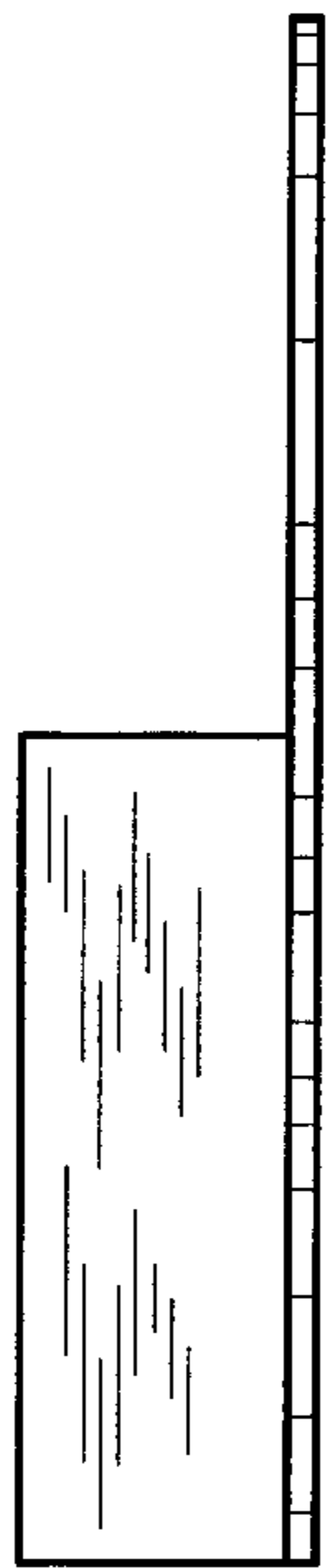


FIG. 3

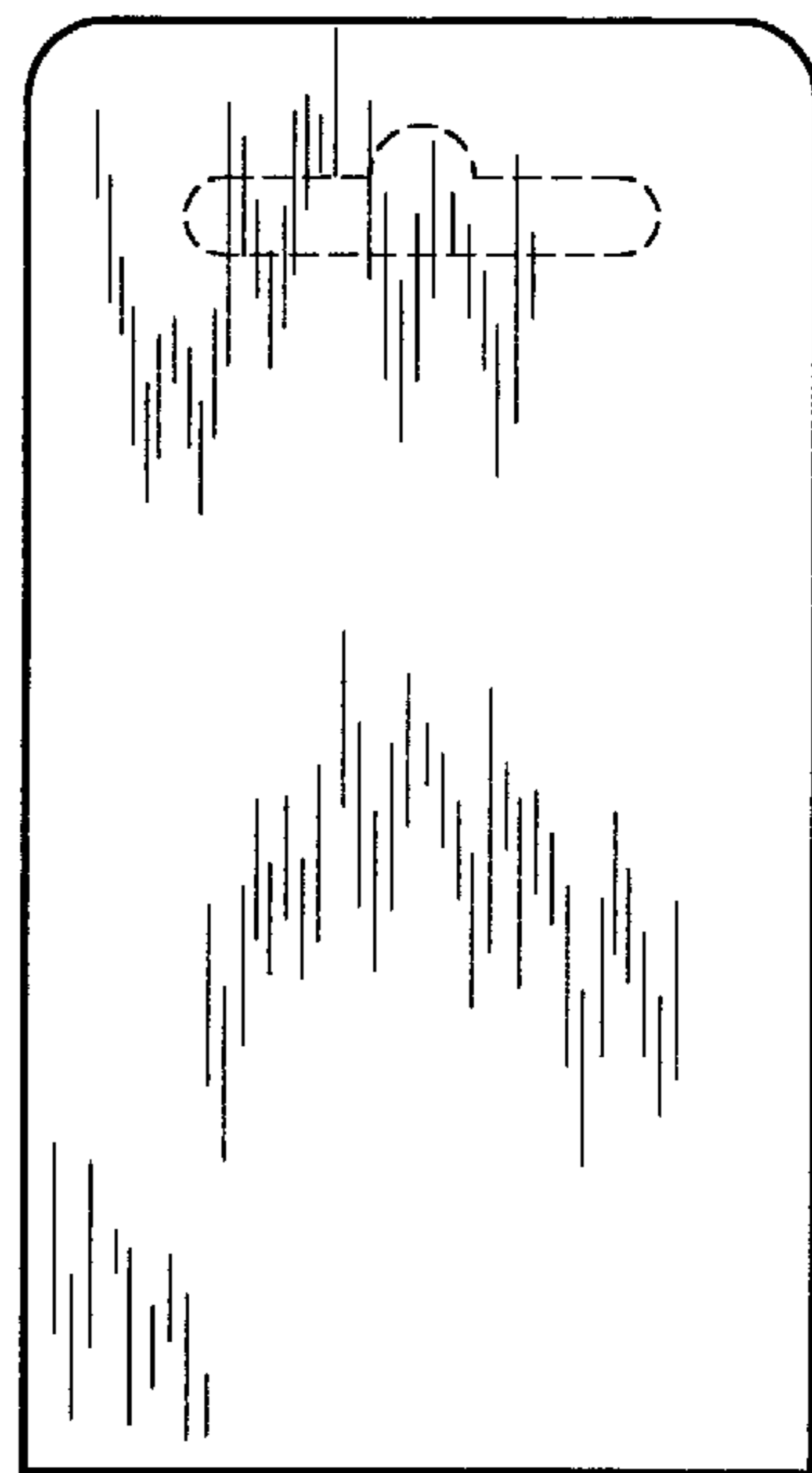


FIG. 4




FIG. 5

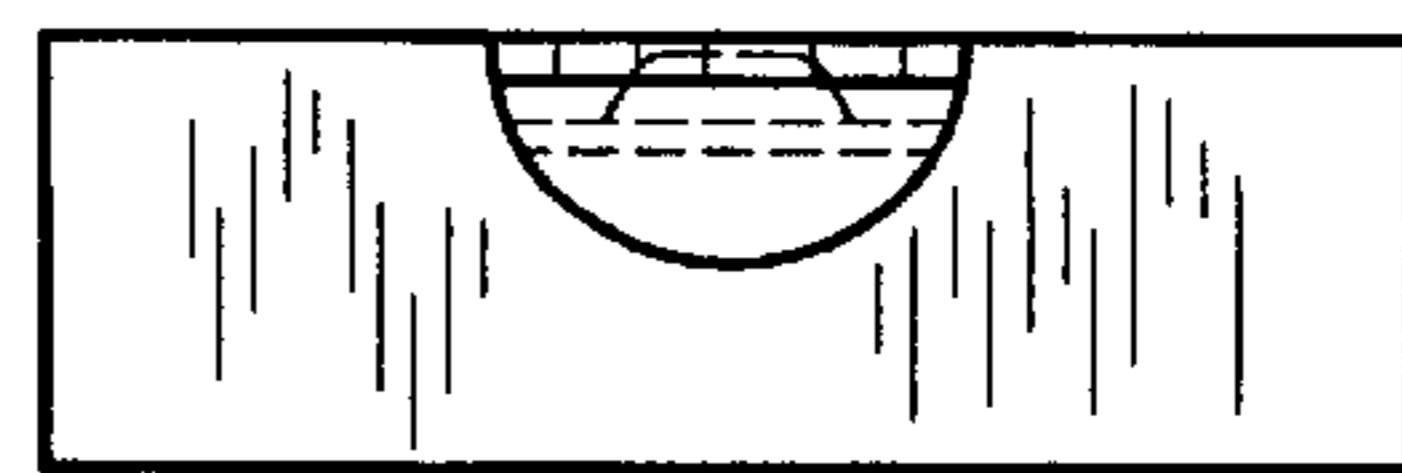


FIG. 6