



US00D443190S

(12) **United States Design Patent**
Neff

(10) **Patent No.:** **US D443,190 S**

(45) **Date of Patent:** **** Jun. 5, 2001**

(54) **THREE CUTTING WHEEL TUBING CUTTER**

5,475,924 * 12/1995 McDaniel 30/94

(76) Inventor: **Ted Neff**, 24701 Raymond Way, #115,
Lake Forest, CA (US) 92630-4721

* cited by examiner

(**) Term: **14 Years**

Primary Examiner—Alan P. Douglas

Assistant Examiner—Reid Hecker

(21) Appl. No.: **29/108,339**

(57) **CLAIM**

(22) Filed: **Jul. 24, 1999**

The ornamental design for a three cutting wheel tubing cutter, as shown and described.

(51) **LOC (7) Cl.** **08-03**

DESCRIPTION

(52) **U.S. Cl.** **D8/60**

FIG. 1 is a front view of the design, the rear view being a mirror image thereof.

(58) **Field of Search** D8/60; 81/300,
81/318, 358, 418, 427.5; 30/92, 94, 95,
254, 258

FIG. 2 is a view from the left side of FIG. 1.

FIG. 3 is a view from the right side of FIG. 1.

(56) **References Cited**

U.S. PATENT DOCUMENTS

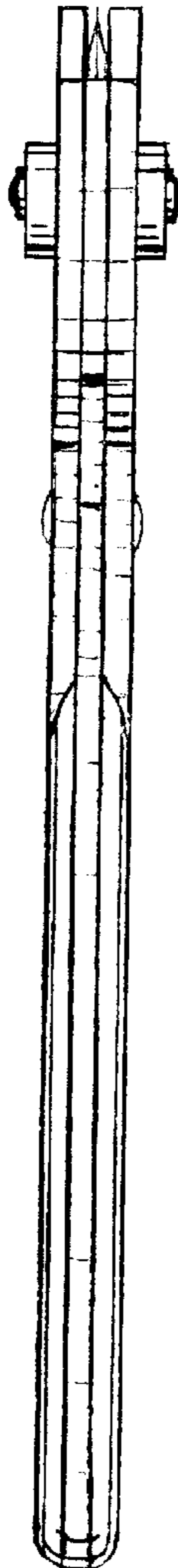
- D. 249,015 * 8/1978 Matthews et al. D8/60
- D. 392,167 * 3/1998 Cockrell et al. D8/52
- 5,176,049 * 1/1993 Neff 81/358

FIG. 4 is a fragmentary front view of the upper part of the cutter shown in a fully open position with the handles broken away for convenience of illustration.

FIG. 5 is a view from the top side of FIG. 1; and,

FIG. 6 is a view from the bottom side of FIG. 1.

1 Claim, 1 Drawing Sheet



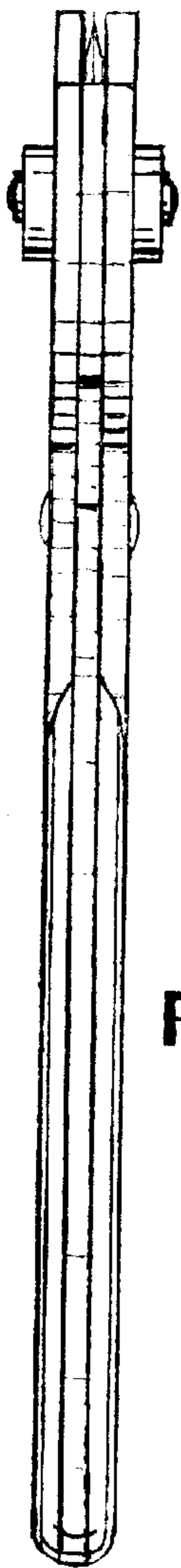


FIG. 1

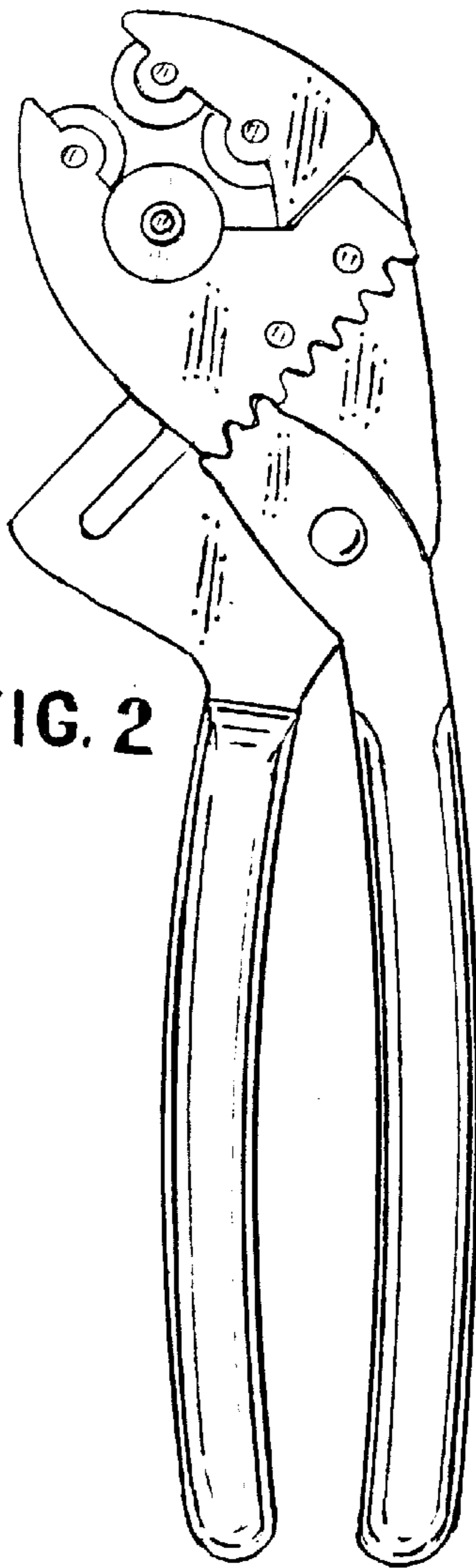


FIG. 2

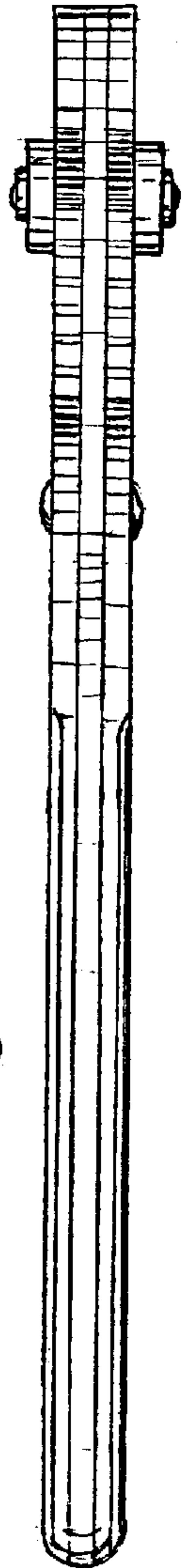


FIG. 3

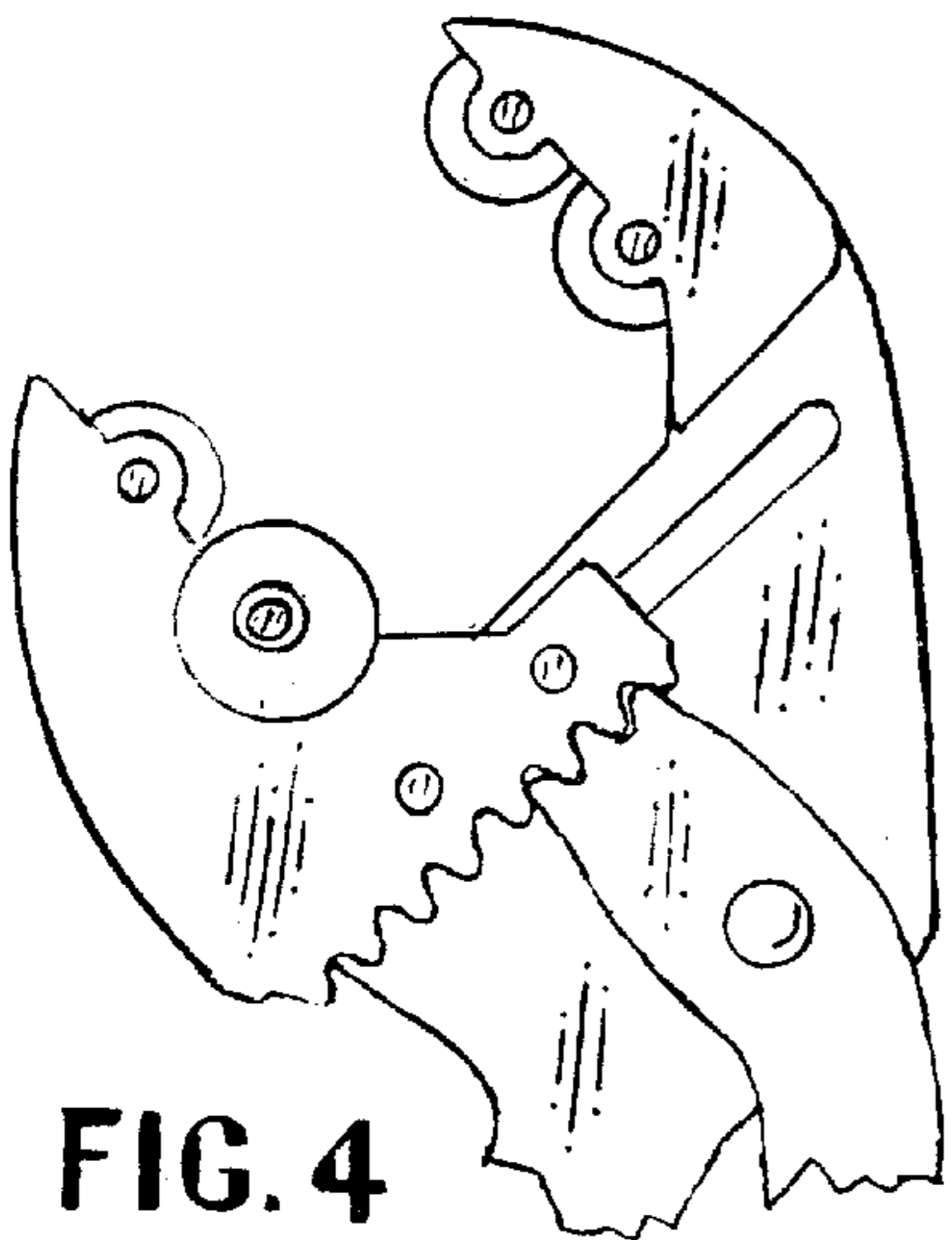


FIG. 4

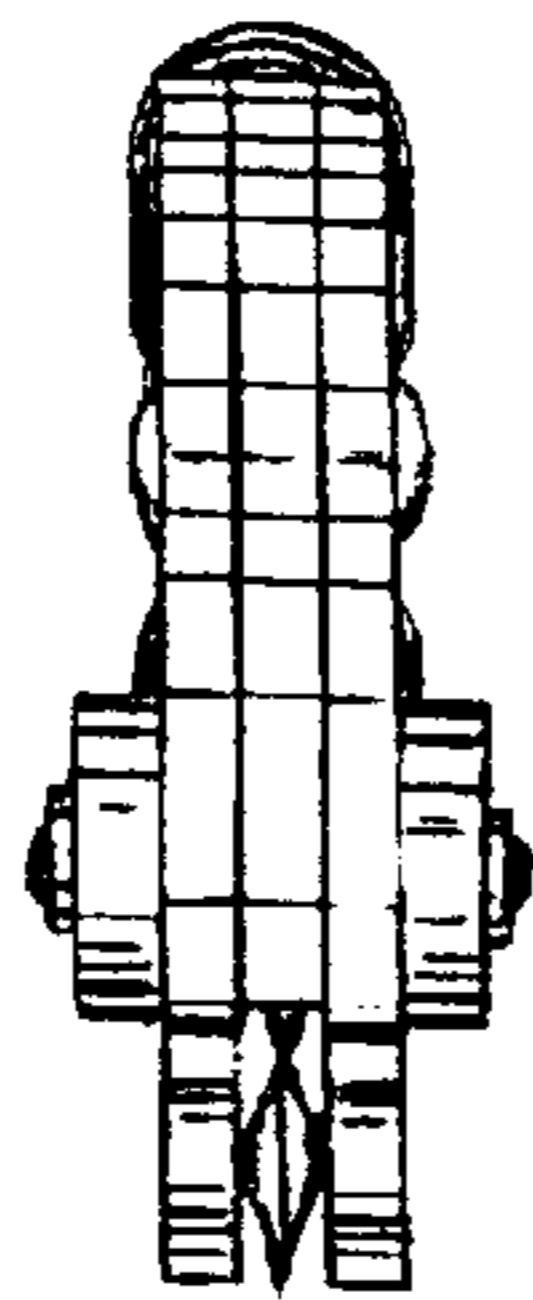


FIG. 5




FIG. 6