



US00D443180S

(12) **United States Design Patent**
Chevalier et al.

(10) **Patent No.:** **US D443,180 S**

(45) **Date of Patent:** **** Jun. 5, 2001**

(54) **UTILITY LIGHTER**

4,610,624 * 9/1986 Bruhn 431/255

(75) Inventors: **Jean Francois Chevalier**, Paris (FR);
Brian Tubby, Milford, CT (US)

* cited by examiner

Primary Examiner—M. N. Pandozzi

(73) Assignee: **BIC Corporation**, Milford, CT (US)

(74) *Attorney, Agent, or Firm*—Pennie & Edmonds LLP

(**) Term: **14 Years**

(57) **CLAIM**

(21) Appl. No.: **29/121,839**

The ornamental design for a utility lighter, as shown and described in the attached drawings.

(22) Filed: **Apr. 14, 2000**

DESCRIPTION

(51) **LOC (7) Cl.** **07-99**

FIG. 1 is a front perspective view of a first embodiment of a utility lighter illustrating our new design, wherein the lighter is in a closed position;

(52) **U.S. Cl.** **D7/416**

(58) **Field of Search** D7/416, 417; D27/147,
D27/139, 141, 154; 417/411; 431/345, 153,
255, 254, 13; 361/260; 126/414, 25 B

FIG. 2 is a side perspective view of the utility lighter in FIG. 1;

(56) **References Cited**

U.S. PATENT DOCUMENTS

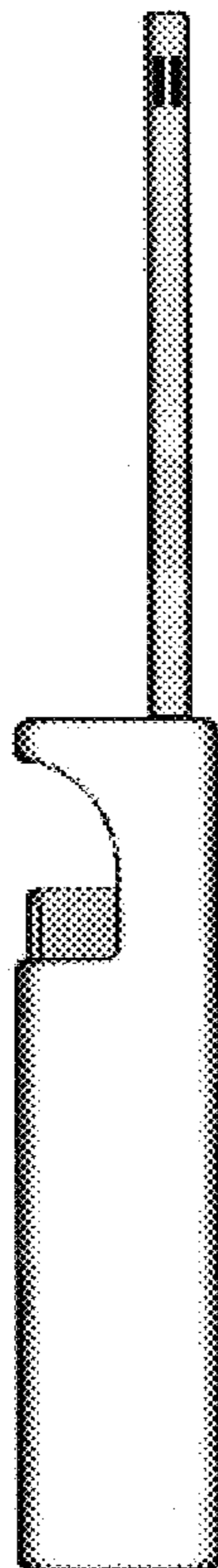
- D. 267,820 * 2/1983 Tomita D7/416
- D. 277,307 * 1/1985 Zeller et al. D7/416
- D. 294,329 * 2/1988 Matsumaru D7/416
- D. 314,118 * 1/1991 Capilla D7/416
- D. 364,313 * 11/1995 Zemel D7/416
- D. 364,778 * 12/1995 Choi D7/416
- D. 379,415 * 5/1997 Mindle D7/416
- D. 382,442 * 8/1997 Ferrara, Jr. D7/416
- 4,292,021 * 9/1981 Miyagawa 431/13

FIG. 3 is a front view of the utility lighter shown in FIG. 1; FIG. 4 is a back view of the utility lighter shown in FIG. 1; FIG. 5 is a side view of the utility lighter shown in FIG. 1; FIG. 6 is the other side view of the utility lighter shown in FIG. 1;

FIG. 7 is the bottom view of the utility lighter shown in FIG. 1; and,

FIG. 8 is the top view of the utility lighter shown in FIG. 1. Any showing of the color contrast in FIGS. 1–8 is for illustrative purposes only and forms no part of the claimed design.

1 Claim, 3 Drawing Sheets



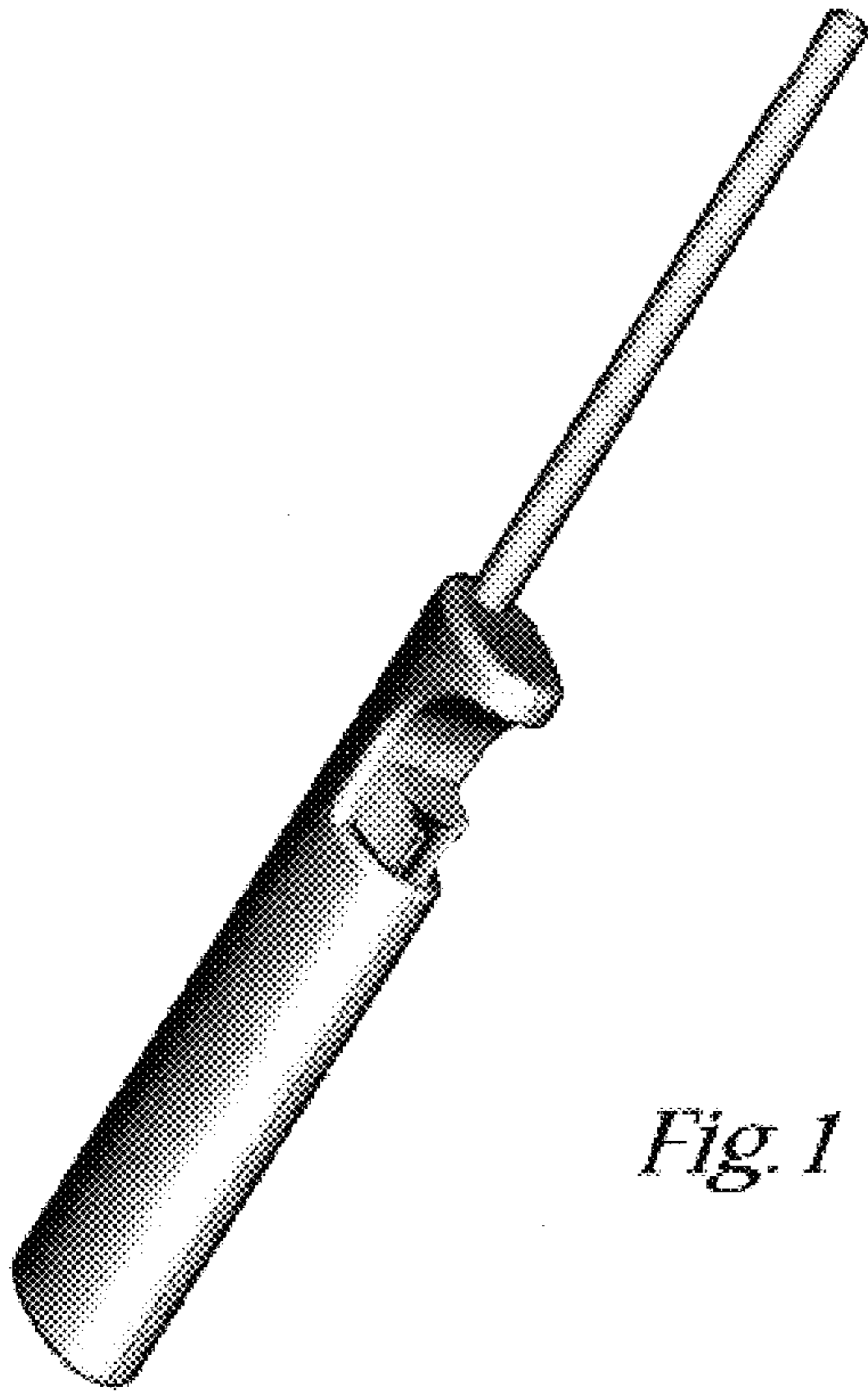


Fig. 1

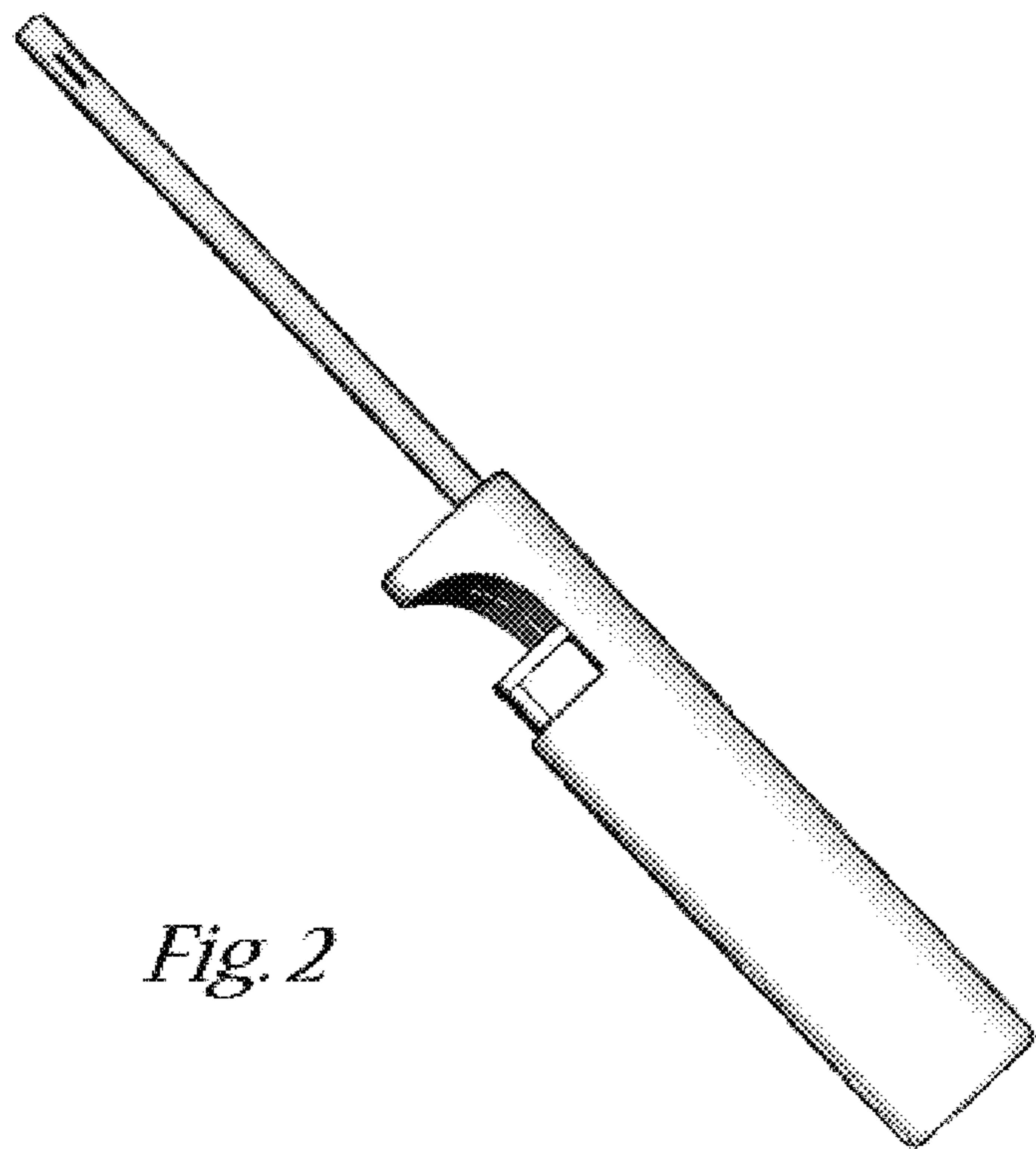


Fig. 2




Fig. 3




Fig. 4

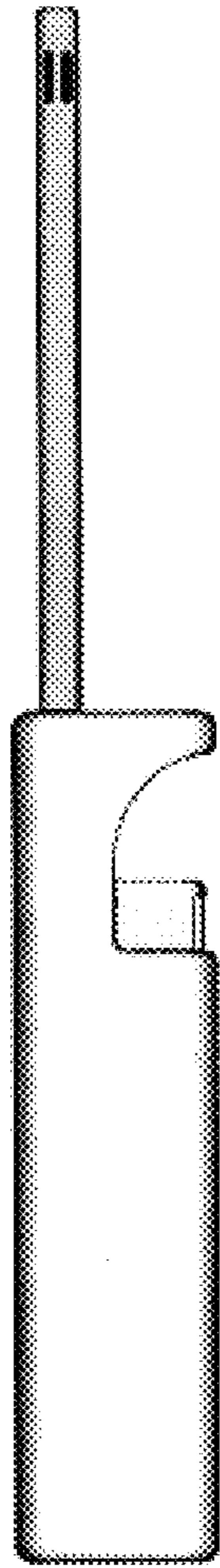


Fig. 5

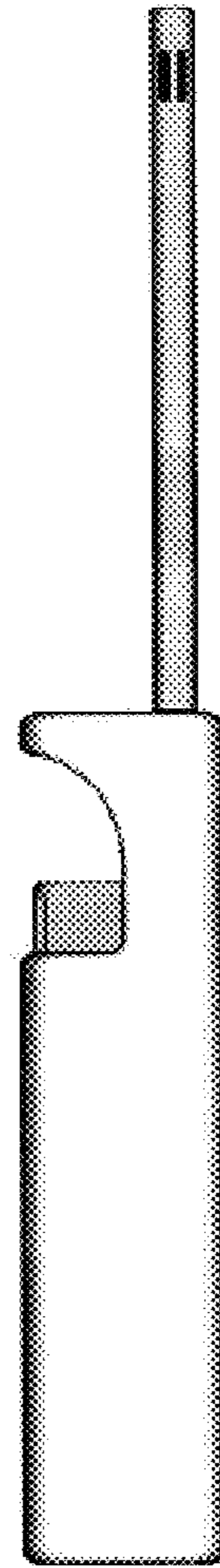


Fig. 6



Fig. 7



Fig. 8