



US00D443179S

(12) **United States Design Patent**
Wagner

(10) **Patent No.:** **US D443,179 S**

(45) **Date of Patent:** **** Jun. 5, 2001**

(54) **SIDE SHELF**

(75) **Inventor:** **Wesley J. Wagner**, Columbus, GA
(US)

(73) **Assignee:** **W. C. Bradley Company**, Columbus,
GA (US)

(**) **Term:** **14 Years**

(21) **Appl. No.:** **29/109,165**

(22) **Filed:** **Aug. 11, 1999**

(51) **LOC (7) Cl.** **07-02**

(52) **U.S. Cl.** **D7/406**

(58) **Field of Search** D7/331-337, 402-403;
126/25 R, 25 A, 25 AA, 9 R, 29-30, 39 R,
41 R; 99/419, 421 R

(56) **References Cited**

U.S. PATENT DOCUMENTS

D. 361,466	*	8/1995	Peterson et al.	D7/334
D. 377,734	*	2/1997	Bird et al.	D7/402
D. 377,735	*	2/1997	Craven	D7/406
D. 395,979	*	7/1998	Picozza et al.	D7/334
D. 406,488	*	3/1999	Bates et al.	D7/334

D. 413,043	*	8/1999	Wagner et al.	D7/406
D. 413,229	*	8/1999	Hopkins et al.	D7/406
D. 416,441	*	11/1999	Wagner et al.	D7/406
D. 417,588	*	12/1999	Wagner et al.	D7/406
D. 423,274	*	4/2000	Coleman et al.	D7/334
5,694,917	*	12/1997	Giebel et al.	126/41 R

* cited by examiner

Primary Examiner—Ruth McInroy

(74) *Attorney, Agent, or Firm*—James W. Kayden; Thomas,
Kayden, Horstemeyer & Risley

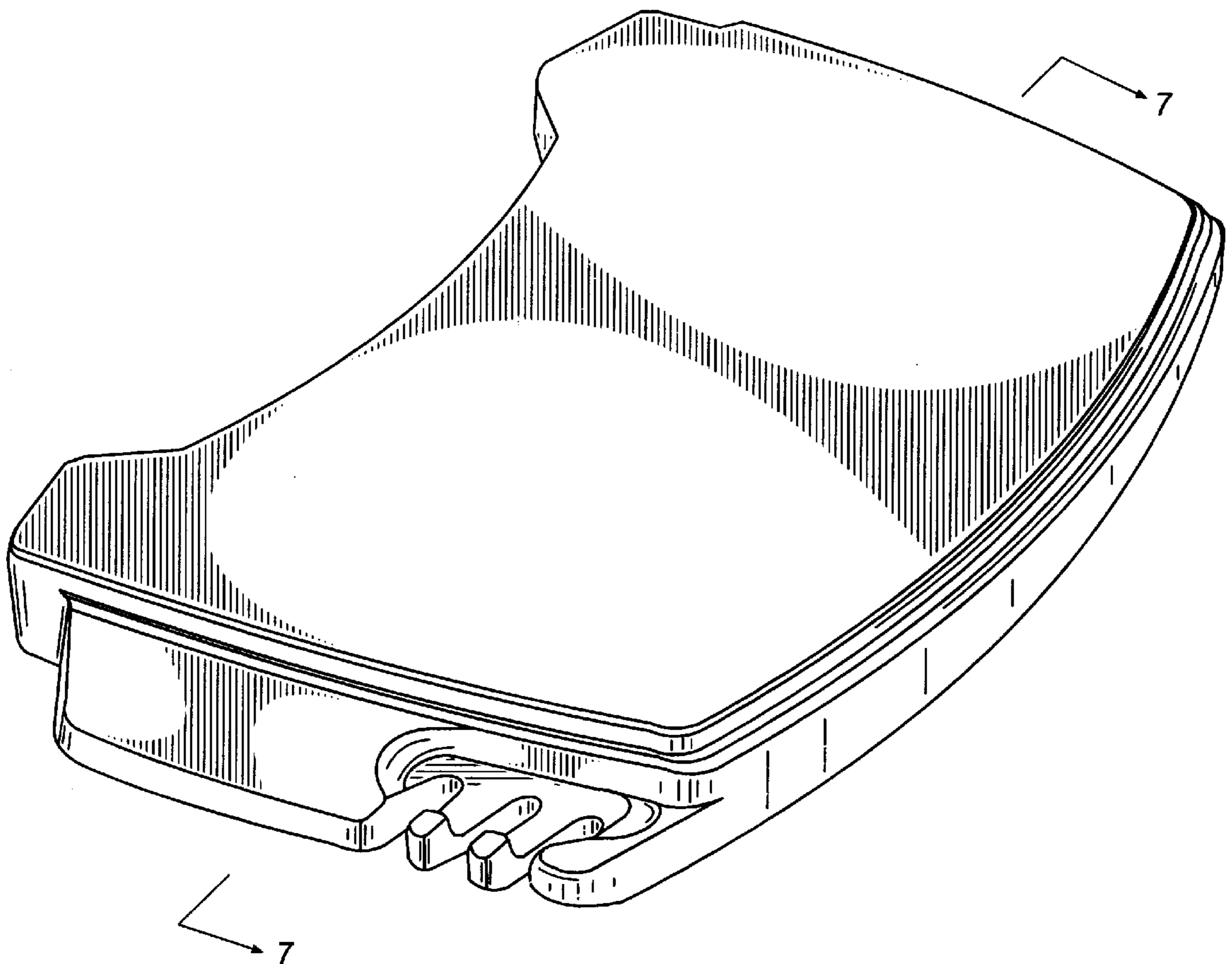
(57) **CLAIM**

The ornamental design of a side shelf, as shown and described.

DESCRIPTION

FIG. 1 is a perspective view showing my new side shelf showing my new design;
FIG. 2 is a top plan view thereof;
FIG. 3 is a bottom plan view thereof;
FIG. 4 is front elevational thereof;
FIG. 5 is a rear elevational view thereof;
FIG. 6 is a right side view thereof; and,
FIG. 7 is a left side view thereof.

1 Claim, 5 Drawing Sheets



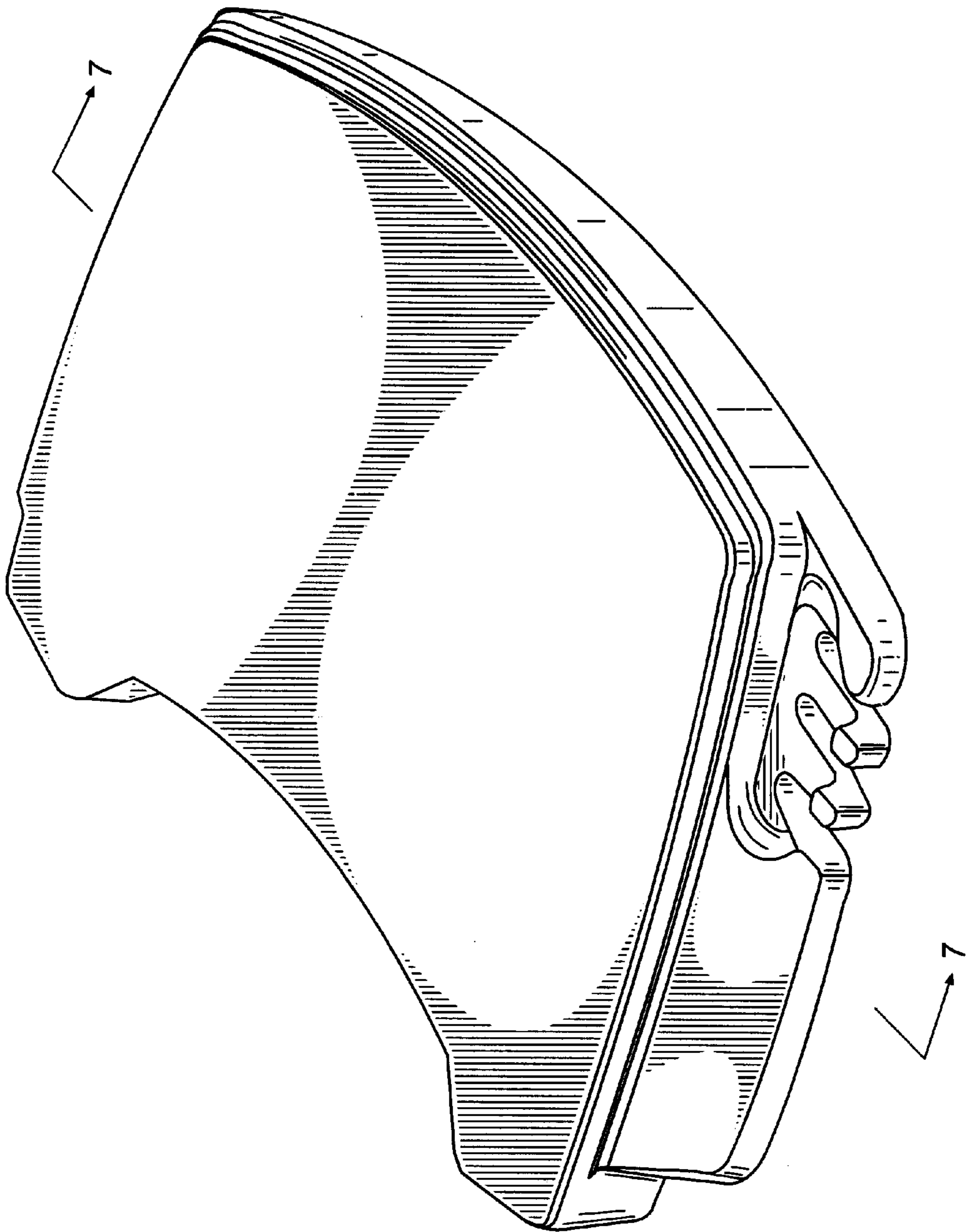


Fig. 1

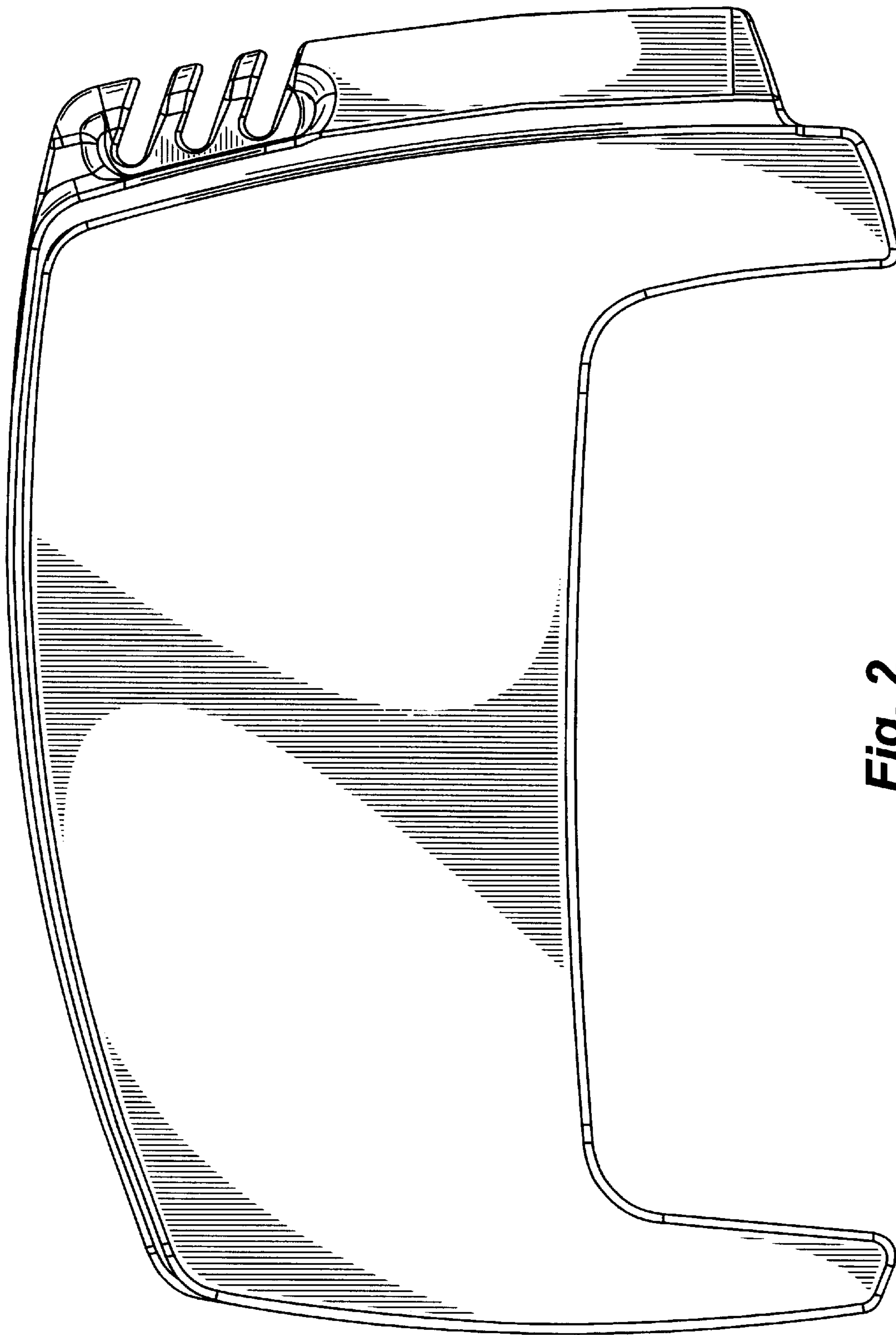


Fig. 2

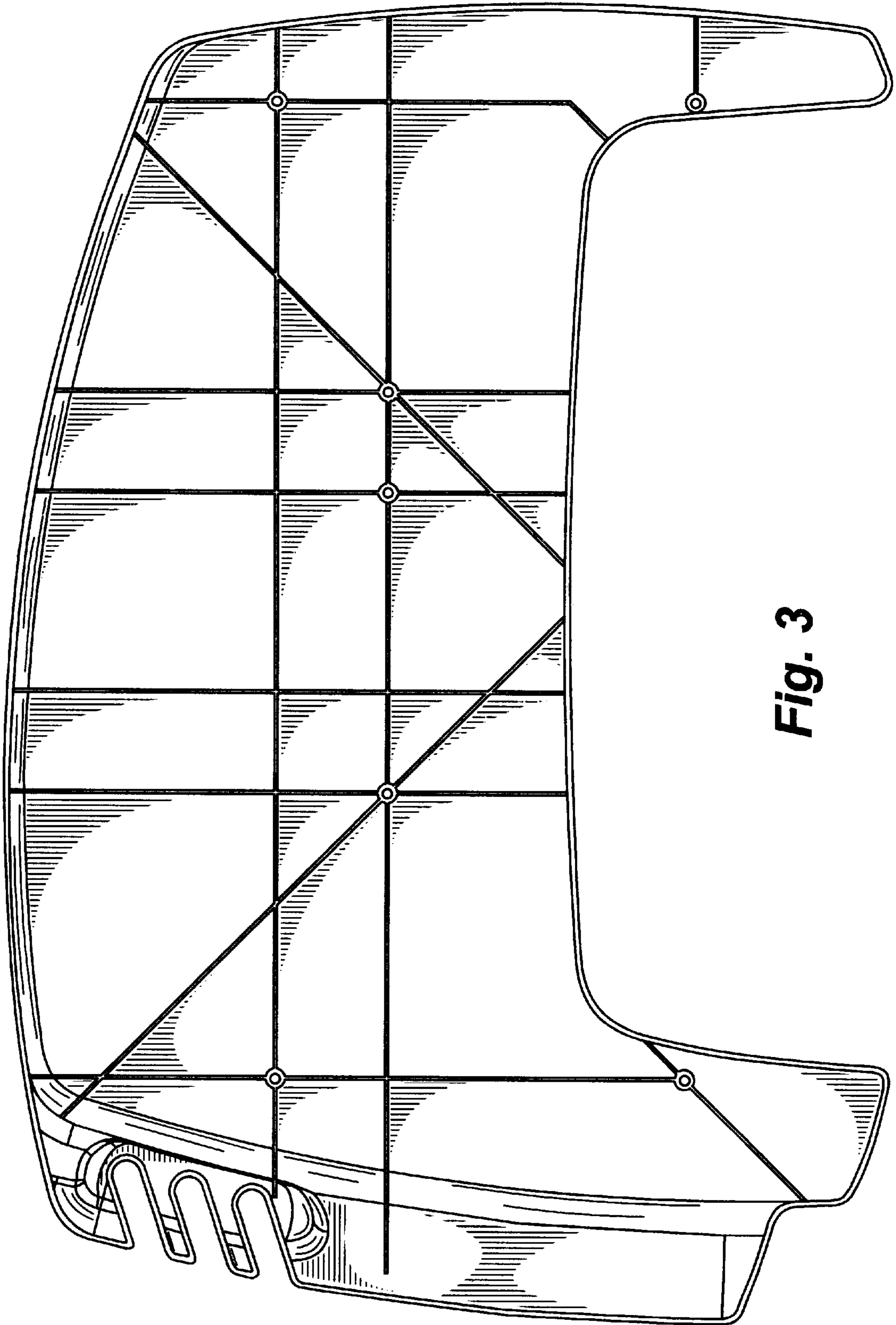


Fig. 3

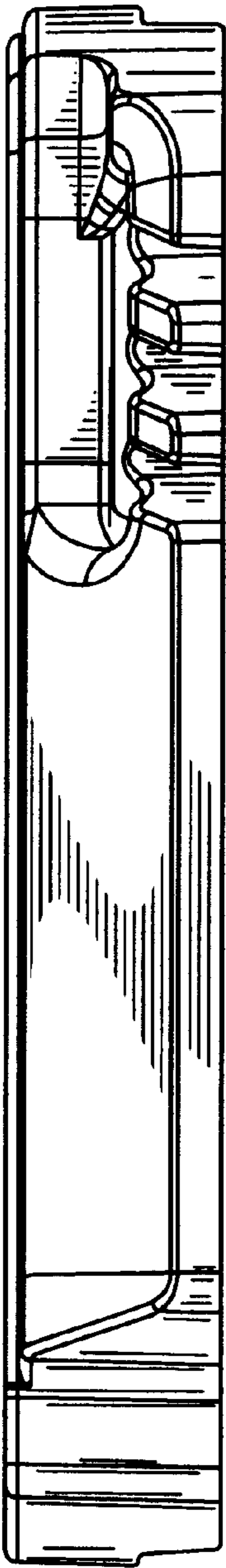


Fig. 4




Fig. 5

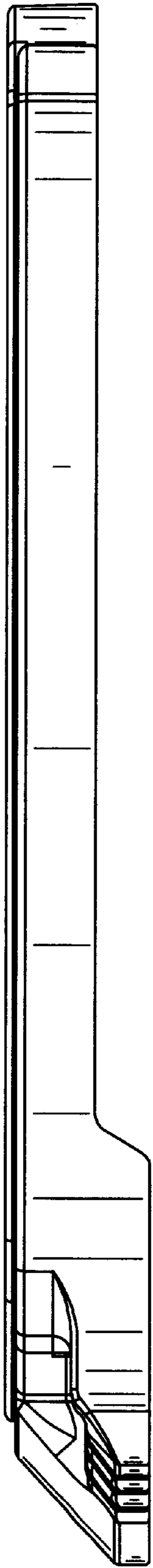


Fig. 6

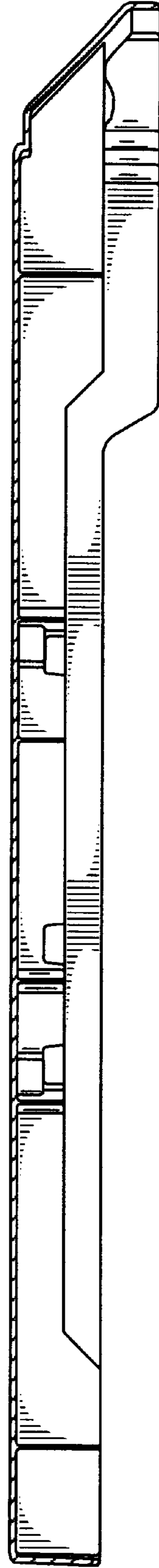


Fig. 7