



US00D443177S

(12) **United States Design Patent**
Kaposi

(10) **Patent No.:** **US D443,177 S**

(45) **Date of Patent:** **** Jun. 5, 2001**

- (54) **HANDLE FOR KITCHEN TOOL**
- (75) Inventor: **Sascha Kaposi**, Seattle, WA (US)
- (73) Assignee: **Progressive International Corp.**, Kent, WA (US)
- (**) Term: **14 Years**
- (21) Appl. No.: **29/121,563**
- (22) Filed: **Apr. 10, 2000**
- (51) **LOC (7) Cl.** **07-03**
- (52) **U.S. Cl.** **D7/401.2**
- (58) **Field of Search** D7/401.2, 368, D7/669, 673, 678, 682, 688, 380, 387, 393-395; D8/107; 16/110.1, 430; 30/322, 324

- D. 421,875 * 3/2000 Sundberg D7/401.2
- D. 426,748 * 6/2000 Chau D7/401.2
- D. 427,044 * 6/2000 White et al. D8/107
- 5,737,803 * 4/1998 Tisdale 16/430

* cited by examiner

Primary Examiner—Caron D. Veynar
(74) *Attorney, Agent, or Firm*—John R. Benefiel

(57) **CLAIM**

The ornamental design for a handle for kitchen tool, as shown and described.

DESCRIPTION

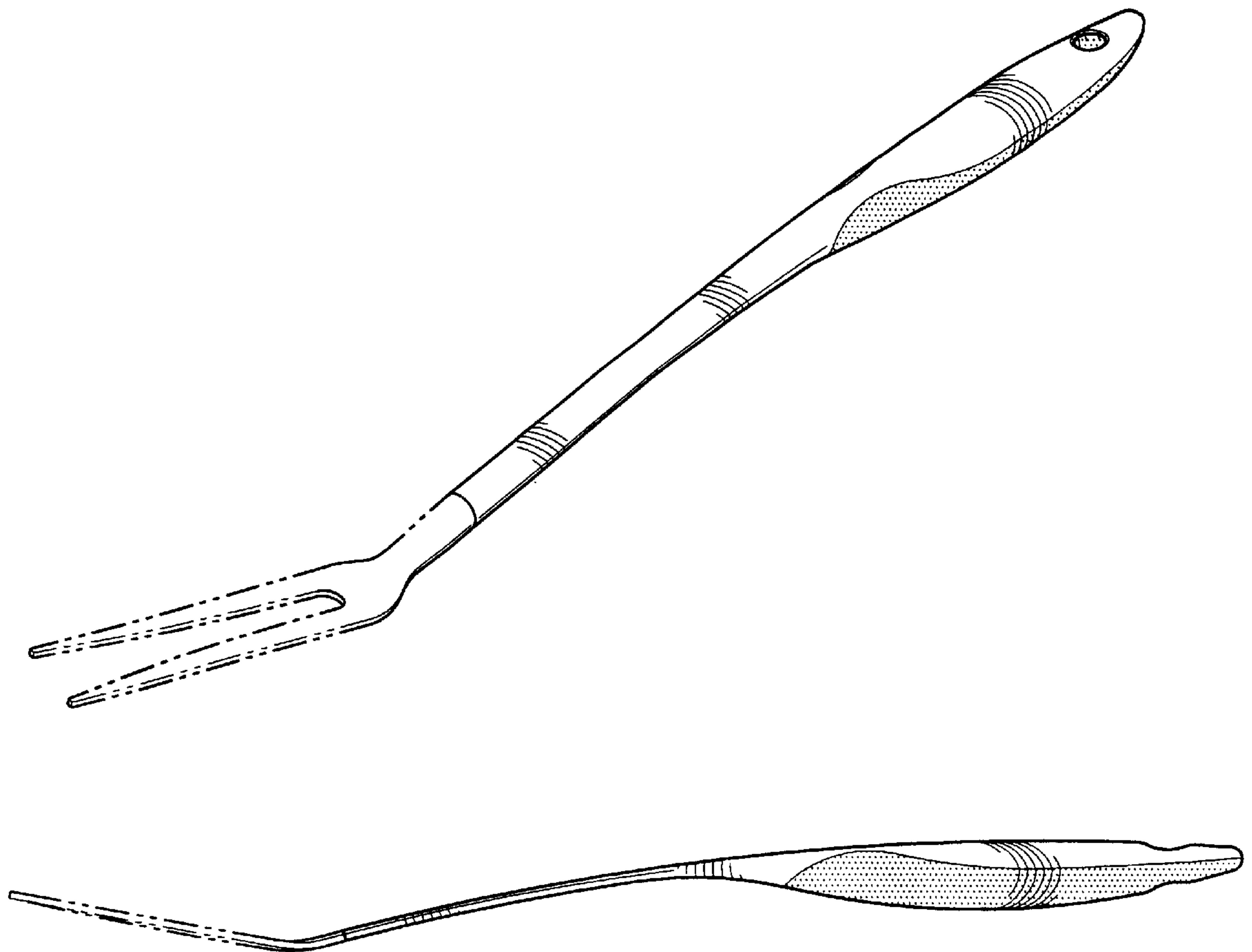
FIG. 1 is a top perspective view of the handle for kitchen tool showing my new design;
FIG. 2 is a top plan view thereof;
FIG. 3 is a bottom plan view thereof;
FIG. 4 is a side elevation view, the opposite side view is identical; and,
FIG. 5 is a right end view thereof.
The broken line showing of a tool head in FIGS. 1-5 is for illustrative purposes only and forms no part of the claimed design.

(56) **References Cited**

U.S. PATENT DOCUMENTS

- D. 113,128 * 1/1939 Abell D7/395
- D. 193,202 * 7/1962 Eckersberg D7/395
- D. 217,004 * 3/1970 Gay D7/688
- D. 395,805 * 7/1998 Diulus D7/692
- D. 411,780 * 7/1999 Muller D7/393

1 Claim, 1 Drawing Sheet



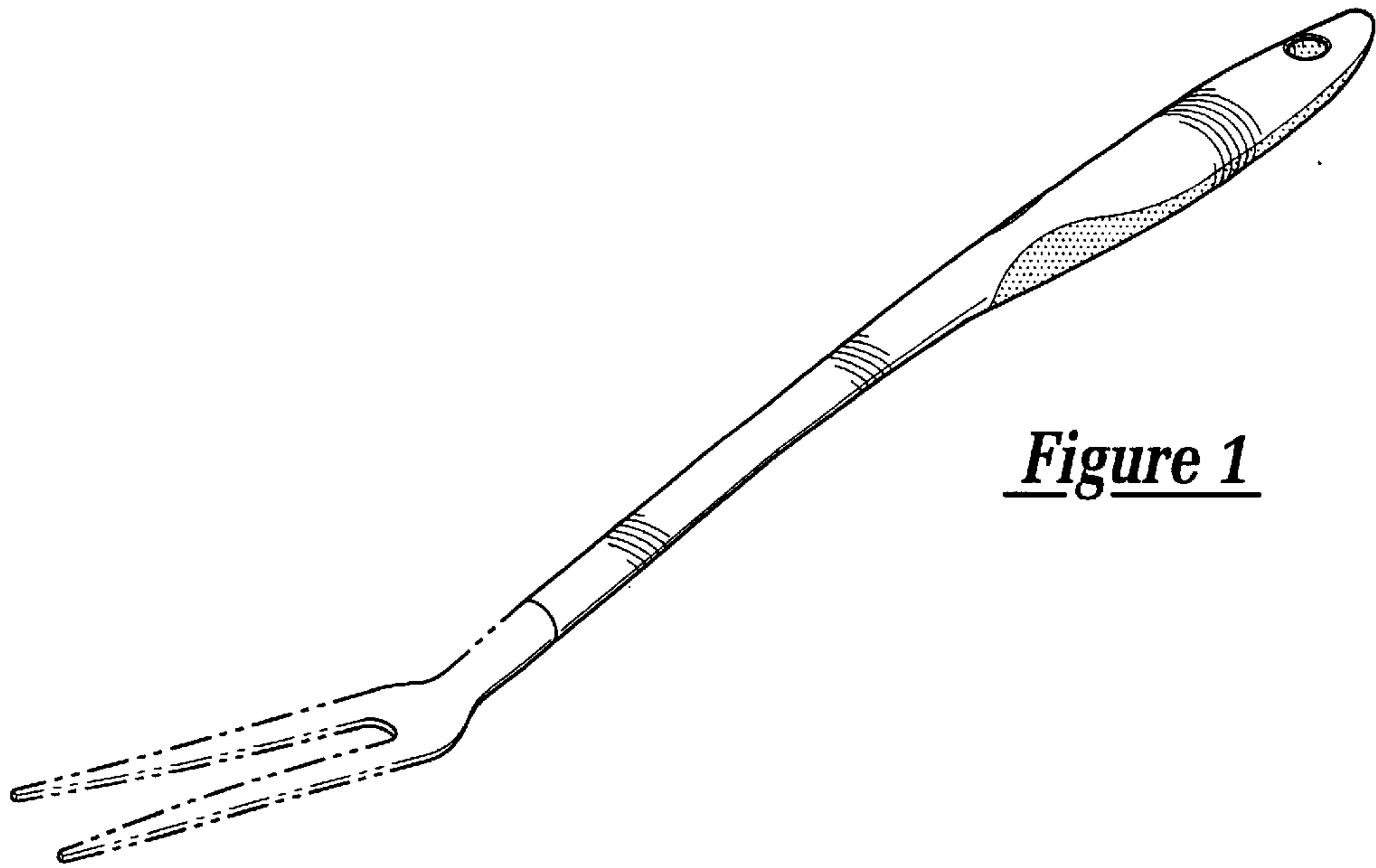


Figure 1

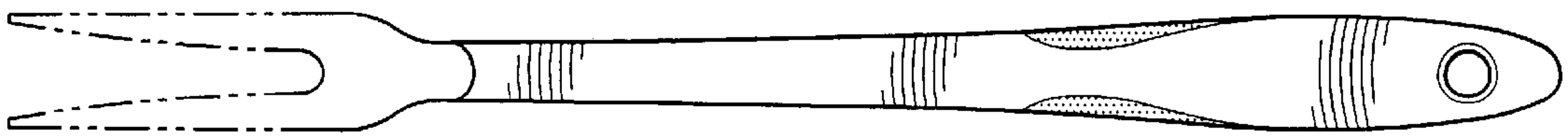


Figure 2

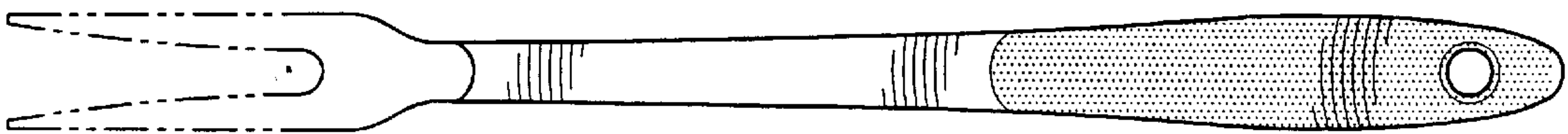


Figure 3



Figure 4

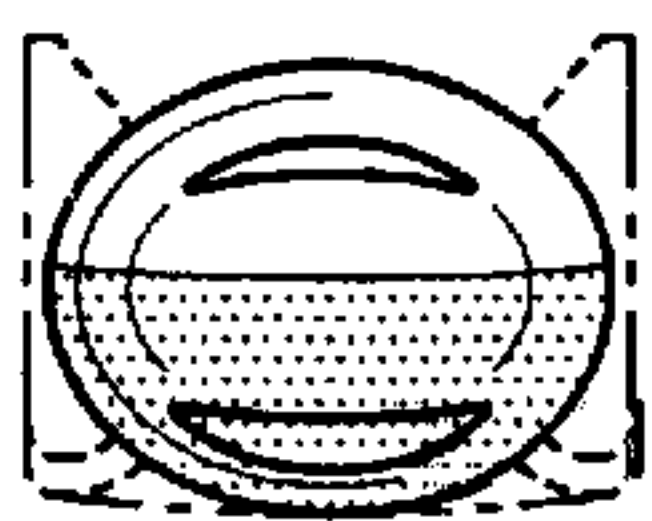


Figure 5