



US00D443163S

(12) **United States Design Patent**  
**Welch**

(10) **Patent No.:** **US D443,163 S**

(45) **Date of Patent:** **\*\* Jun. 5, 2001**

(54) **UTILITY SHELF AND ASSOCIATED SUPPORT ARMS**

D. 361,238 \* 8/1995 Richards et al. .... D6/574  
D. 431,403 \* 10/2000 Ford ..... D6/574 X

(75) Inventor: **Robert J. Welch**, Dallas, PA (US)

\* cited by examiner

(73) Assignee: **Metro Industries, Inc.**, Reno, NV (US)

*Primary Examiner*—Brian N. Vinson

(\*\*) Term: **14 Years**

(74) *Attorney, Agent, or Firm*—Fitzpatrick, Cella, Harper & Scinto

(21) Appl. No.: **29/118,585**

(57) **CLAIM**

(22) Filed: **Feb. 14, 2000**

The ornamental design for a utility shelf and associated support arms, as shown and described.

(51) **LOC (7) Cl.** ..... **06-04**

**DESCRIPTION**

(52) **U.S. Cl.** ..... **D6/574**

(58) **Field of Search** ..... D6/553, 567, 574;  
108/27, 42; 211/13.1, 134, 126.1, 86.01,  
87.01, 90.01


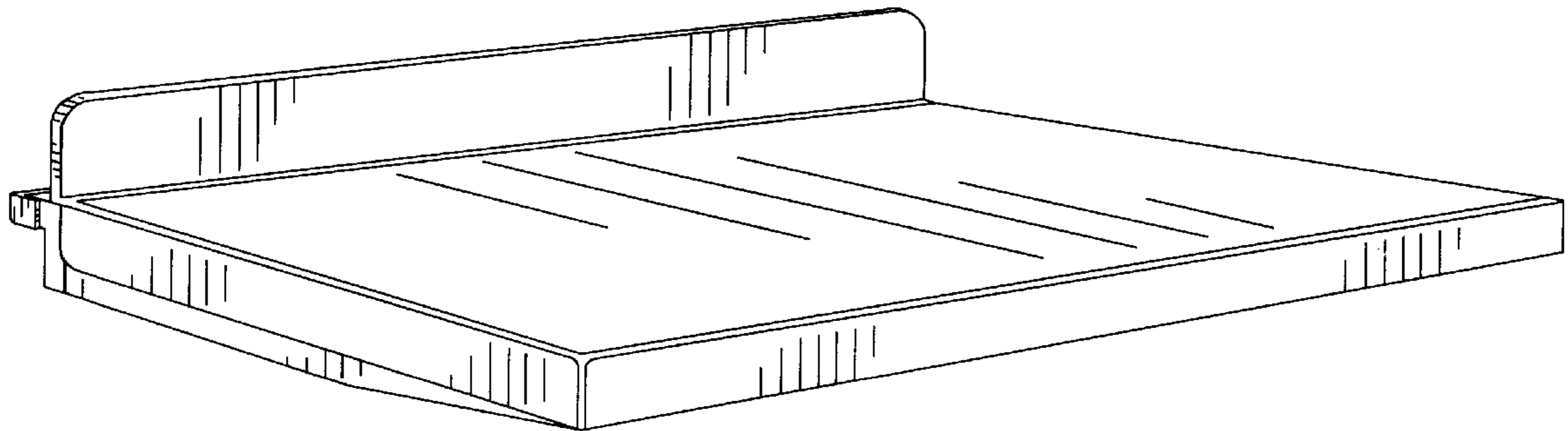
FIG. 1 is a perspective view of a utility shelf and associated support arms showing my new design;  
FIG. 2 is a front elevational view thereof;  
FIG. 3 is a rear elevational view thereof;  
FIG. 4 is a left side elevational view thereof, the right side elevational view being a mirror image of the right side view;  
FIG. 5 is a top plan view thereof; and,  
FIG. 6 is a bottom plan view thereof.

(56) **References Cited**

**U.S. PATENT DOCUMENTS**

D. 267,844 \* 2/1983 Cohen ..... D6/574  
D. 283,189 \* 4/1986 Hampton ..... D6/574

**1 Claim, 3 Drawing Sheets**



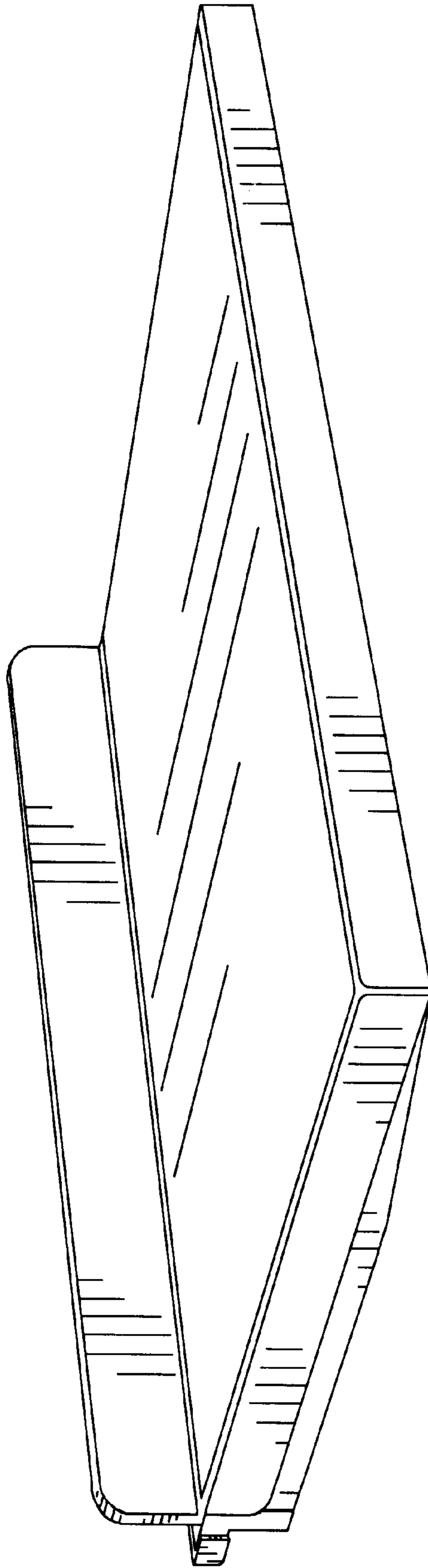


FIG. 1



FIG. 2

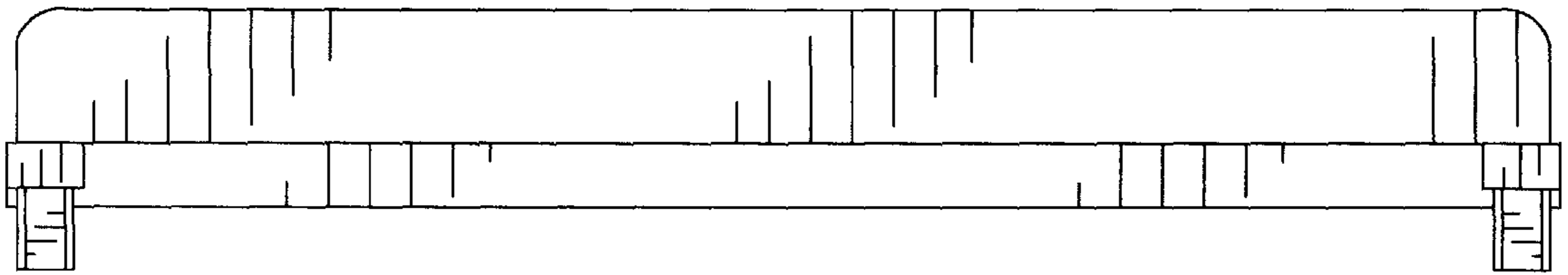


FIG. 3

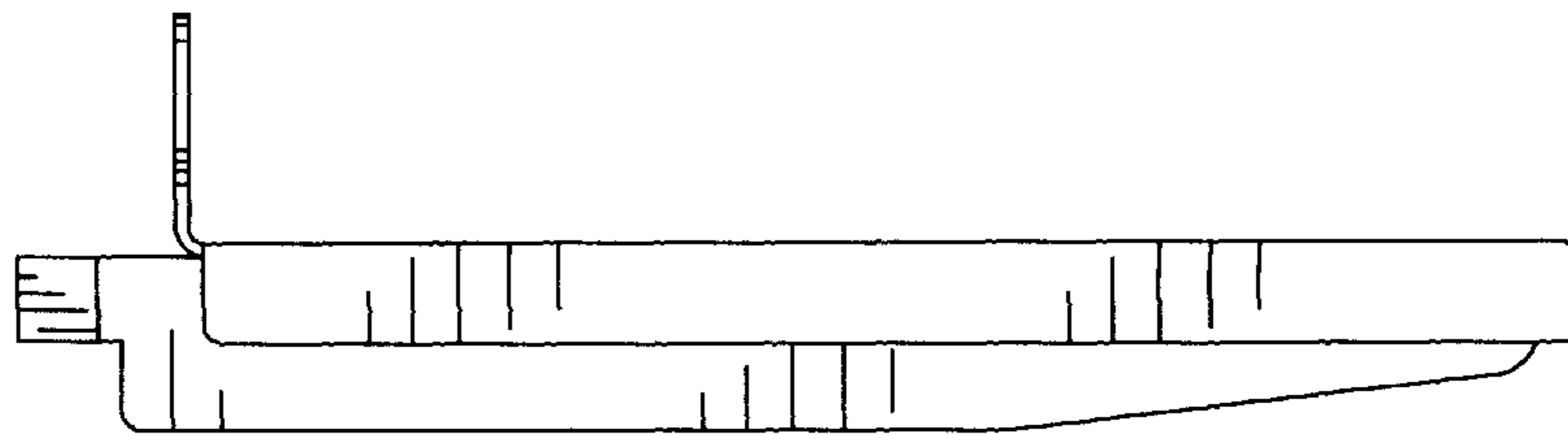


FIG. 4




FIG. 5




FIG. 6