



US00D443162S

(12) **United States Design Patent**  
**Winter**

(10) **Patent No.:** **US D443,162 S**

(45) **Date of Patent:** **\*\* Jun. 5, 2001**

(54) **POLE CADDY**

D. 421,867 \* 3/2000 Carville et al. .... D6/525 X

(75) Inventor: **Paul H. Winter**, Newark, DE (US)

\* cited by examiner

(73) Assignee: **Zenith Products Corp.**, New Castle, DE (US)

*Primary Examiner*—Brian N. Vinson

(74) *Attorney, Agent, or Firm*—Edgar A. Zarins; Lloyd D. Doigan

(\*\*) Term: **14 Years**

(57) **CLAIM**

(21) Appl. No.: **29/124,848**

The ornamental design for a pole caddy, as shown and described.

(22) Filed: **Jun. 13, 2000**

**DESCRIPTION**

(51) **LOC (7) Cl.** ..... **06-04**

(52) **U.S. Cl.** ..... **D6/570; D6/525**

(58) **Field of Search** ..... D6/524, 525, 553,  
D6/559, 560, 561, 562, 567, 569, 570;  
211/86–89, 90, 126.1, 134, 128.1

FIG. 1 is a perspective view of a pole caddy showing my new design;

FIG. 2 is an enlarged top plan view thereof;

FIG. 3 is a front elevational view thereof;

FIG. 4 is a left side view thereof, the opposite side being a mirror image of the side shown; and,

FIG. 5 is a perspective view of the topmost element showing the lid in a closed position, with the remaining elements omitted for clarity of illustration.

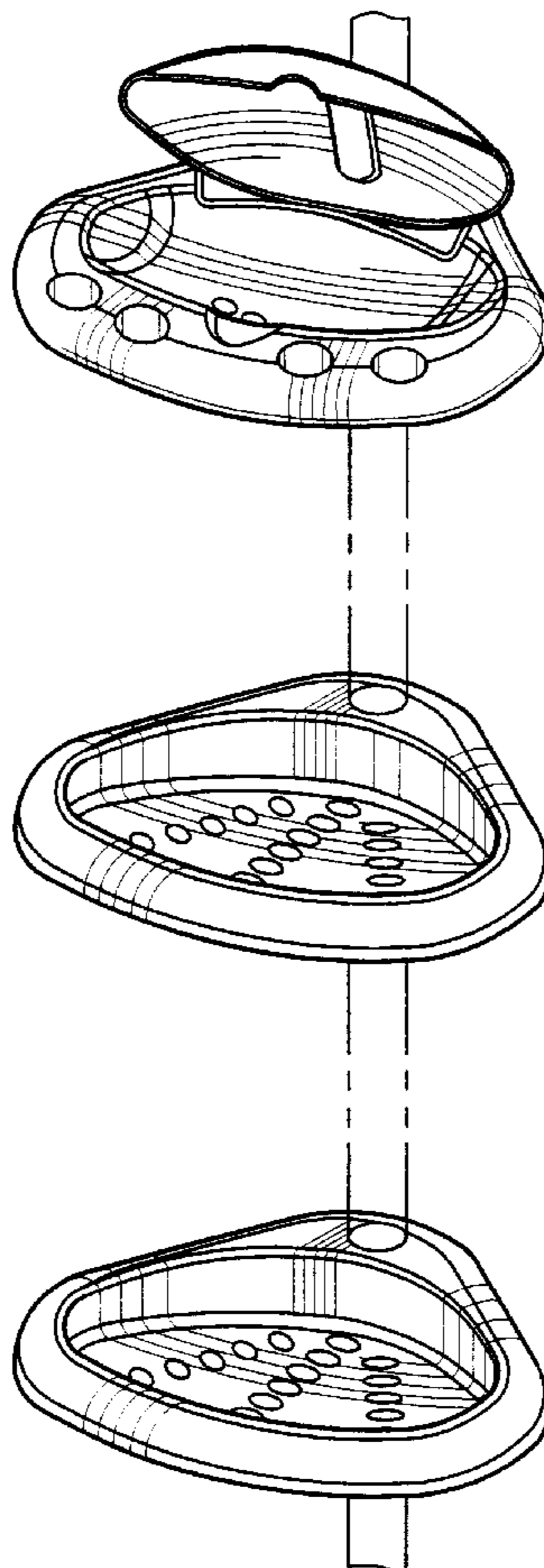
(56) **References Cited**

**U.S. PATENT DOCUMENTS**

- D. 351,751 \* 10/1994 Brightbill et al. .... D6/525
- D. 364,767 \* 12/1995 McLinden ..... D6/525
- D. 379,412 \* 5/1997 Hampshire ..... D6/524 X
- D. 382,751 \* 8/1997 Andrus ..... D6/525
- D. 388,642 \* 1/1998 Winter ..... D6/525
- D. 394,968 \* 6/1998 Gottwald ..... D6/524 X
- D. 421,692 \* 3/2000 Wojtowicz et al. .... D6/525

The broken-line disclosure of the pole support in the views is for illustrative purposes only and forms no part of the claimed design.

**1 Claim, 2 Drawing Sheets**



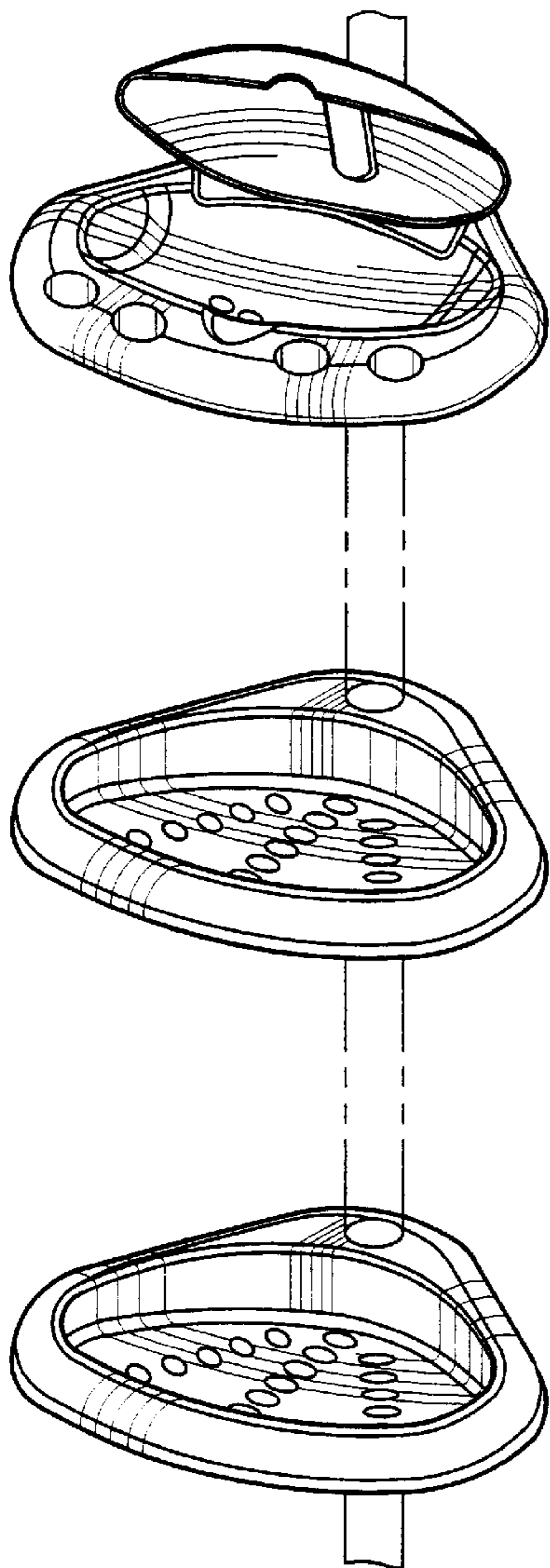


Fig-1

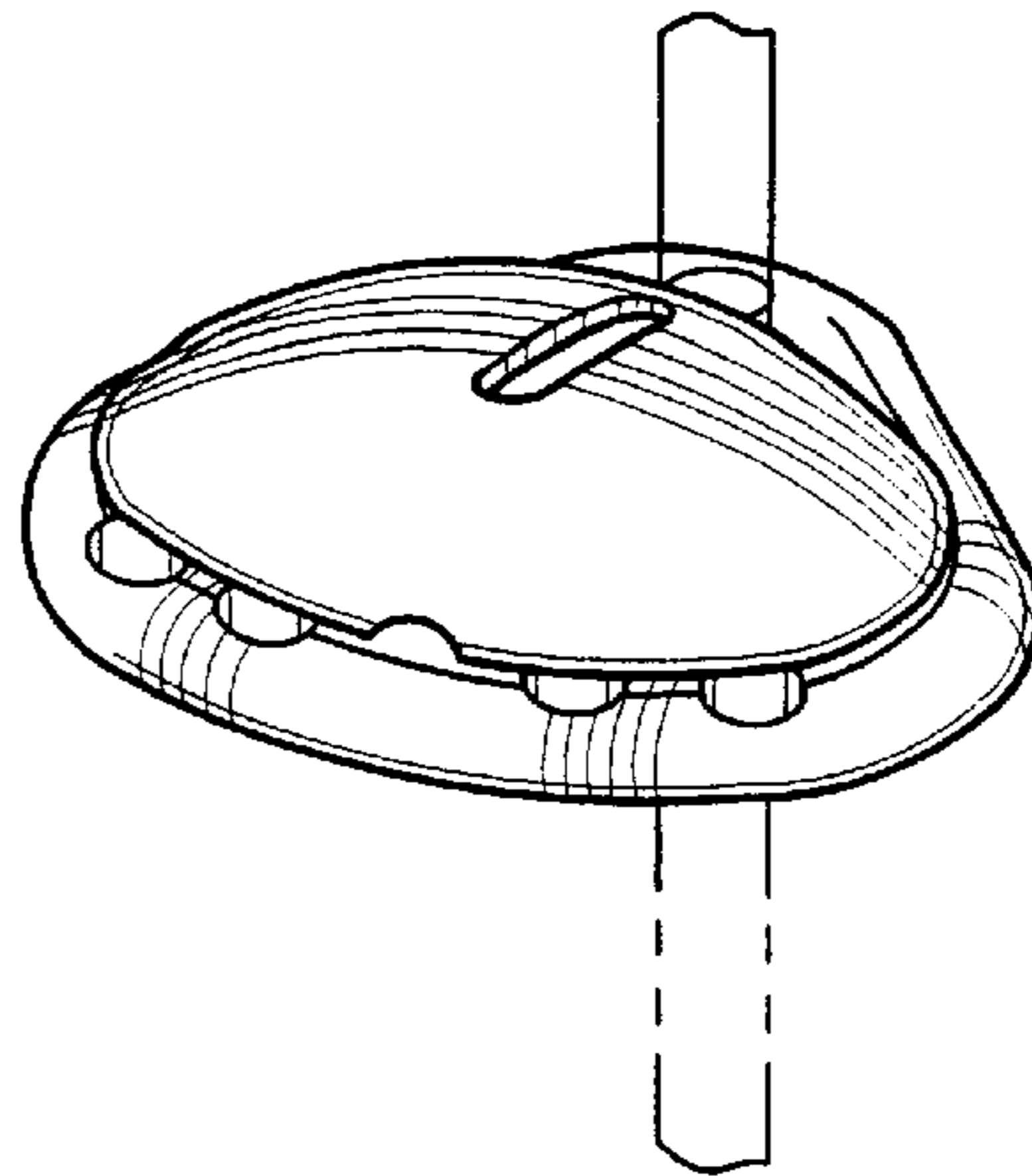


Fig-5

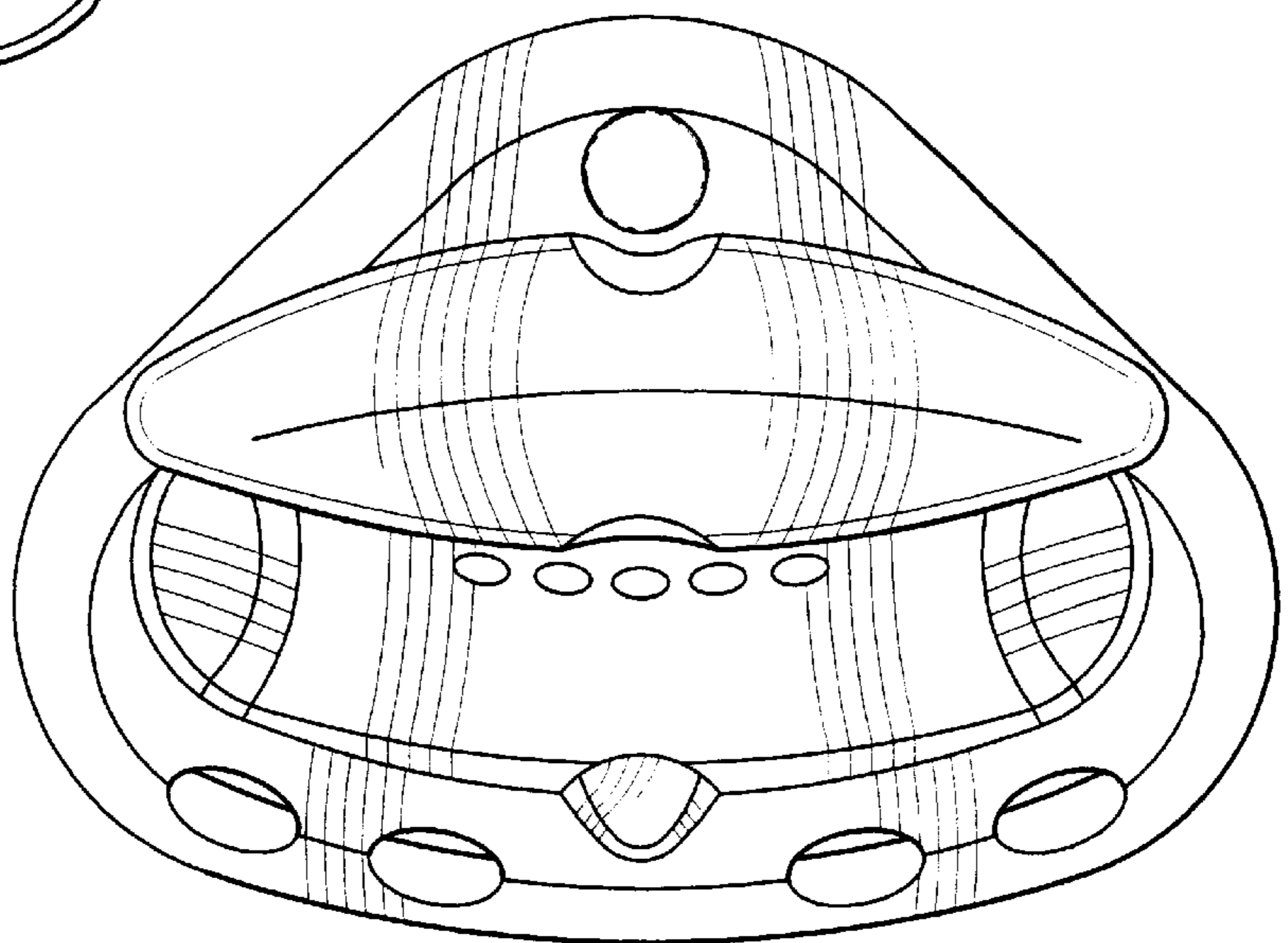


Fig-2

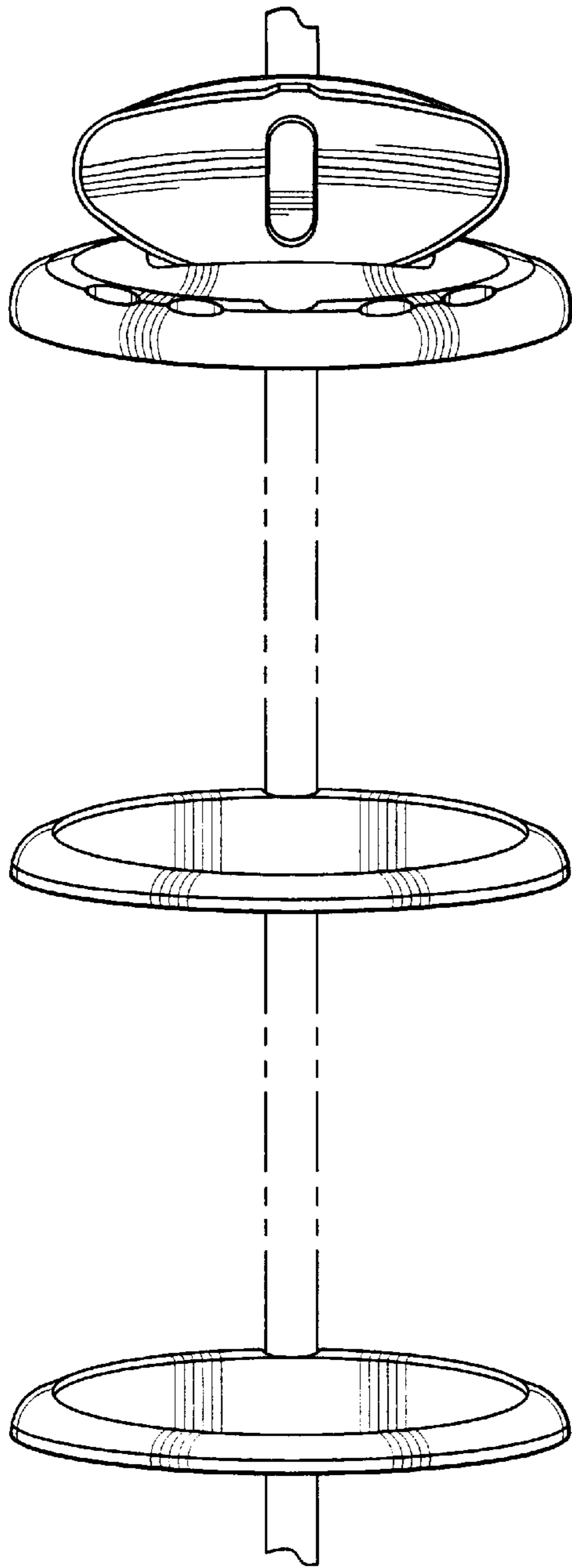


Fig-3

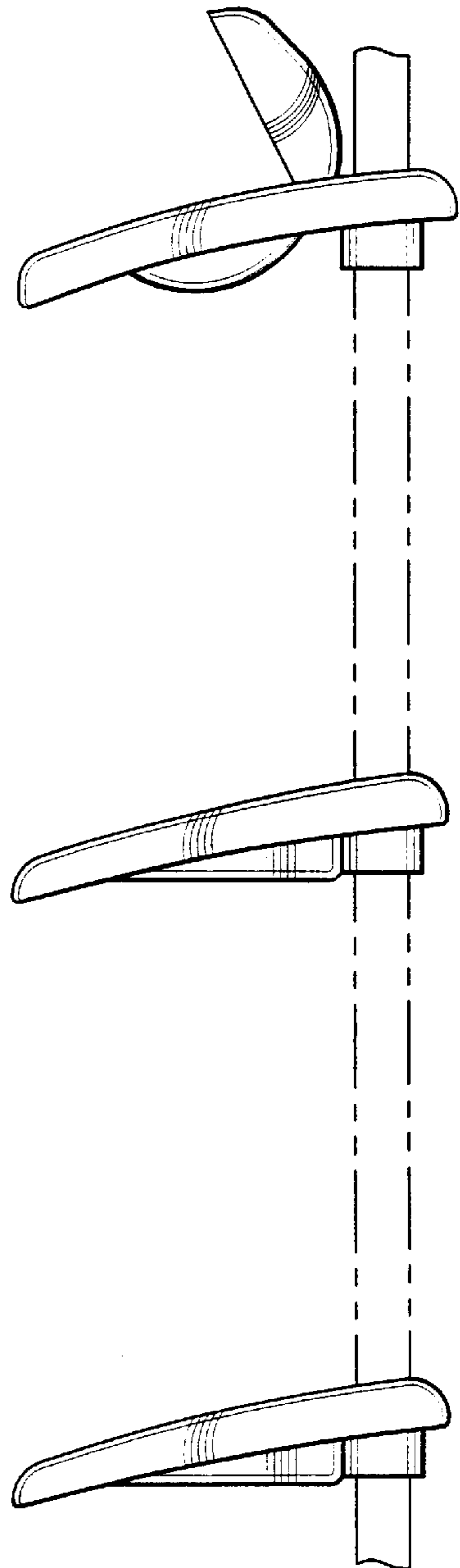


Fig-4