



US00D443156S

(12) **United States Design Patent**
Draheim et al.

(10) **Patent No.:** **US D443,156 S**

(45) **Date of Patent:** **** Jun. 5, 2001**

(54) **CRIB ENDBOARD FRAME**

(75) Inventors: **Harvey J. Draheim**, Weyauwega; **Scott A. Krueger**, Appleton, both of WI (US)

(73) Assignee: **Simmons Juvenile Products Company, Inc.**, New London, WI (US)

(**) Term: **14 Years**

(21) Appl. No.: **29/131,521**

(22) Filed: **Oct. 23, 2000**

(51) **LOC (7) Cl.** **06-06**

(52) **U.S. Cl.** **D6/505**

(58) **Field of Search** D6/382, 390-395,
D6/505-508; 5/53.1, 907, 279.1, 280, 281,
93.1, 99.1

(56) **References Cited**

U.S. PATENT DOCUMENTS

D. 280,278	*	8/1985	Brunner et al.	D6/508
D. 409,025	*	5/1999	Draheim et al.	D6/505
D. 410,161		5/1999	Draheim et al.	.	
D. 421,862	*	3/2000	Draheim et al.	D6/505

OTHER PUBLICATIONS

Simmons Little Folks, c1994, Twin Bed in center.*
Simmons Juvenile Products Catalog, 1998 (Crib Nos. 2907 and 3918).

* cited by examiner

Primary Examiner—Janice E. Seeger

(74) *Attorney, Agent, or Firm*—Hoffmann & Baron, LLP

(57) **CLAIM**

The ornamental design of a crib endboard frame, as shown and described.

DESCRIPTION

FIG. 1 is a top perspective view of a crib endboard frame showing our new design;

FIG. 2 is a top plan view thereof;

FIG. 3 is a front elevation view thereof; and,

FIG. 4 is a side elevation view thereof, the opposite side being a mirror-image thereof.

The bottom and rear views (not shown) form no part of the claimed design. The subject matter shown in broken lines forms no part of the claimed design.

1 Claim, 3 Drawing Sheets

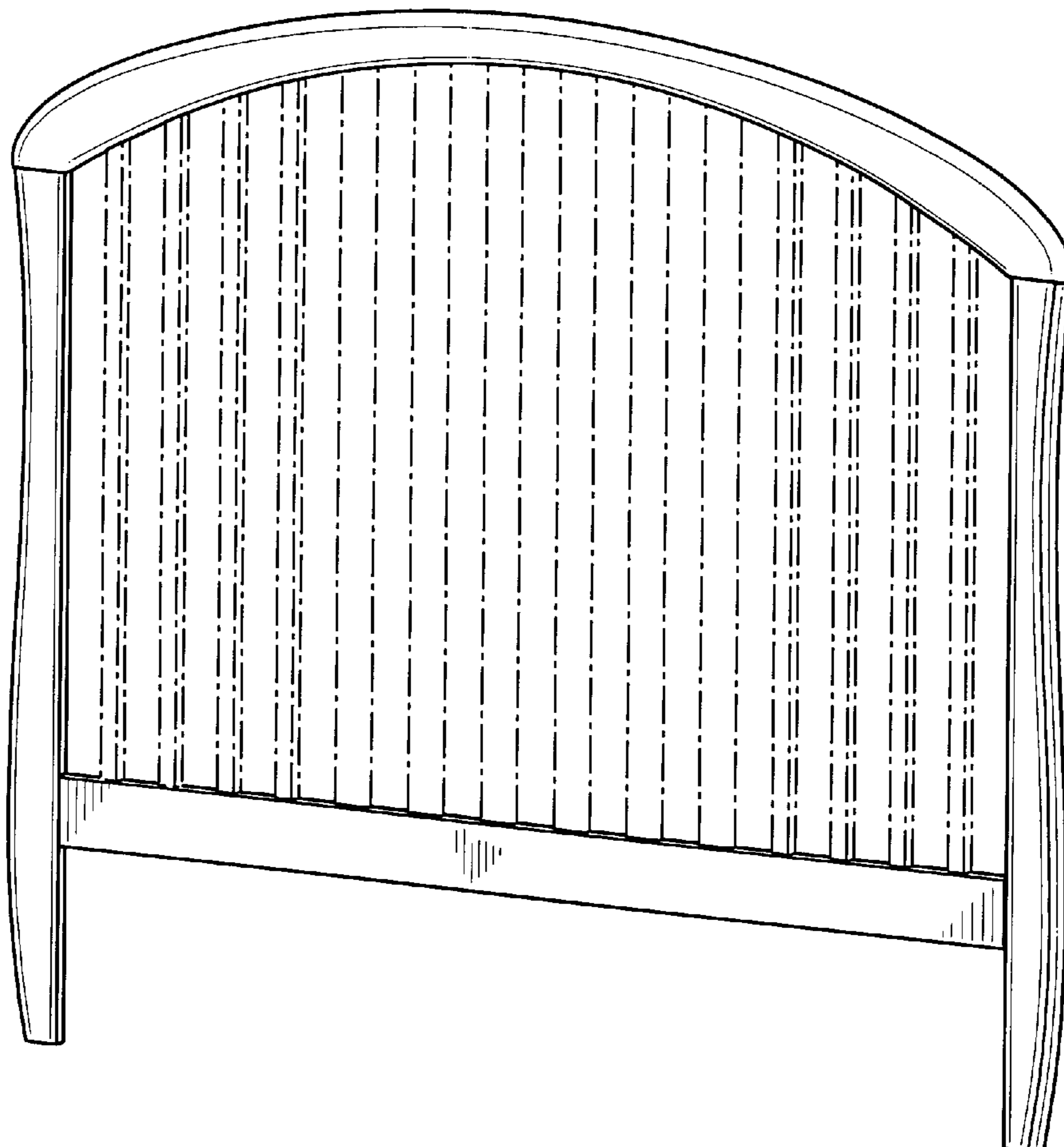


FIG. 1

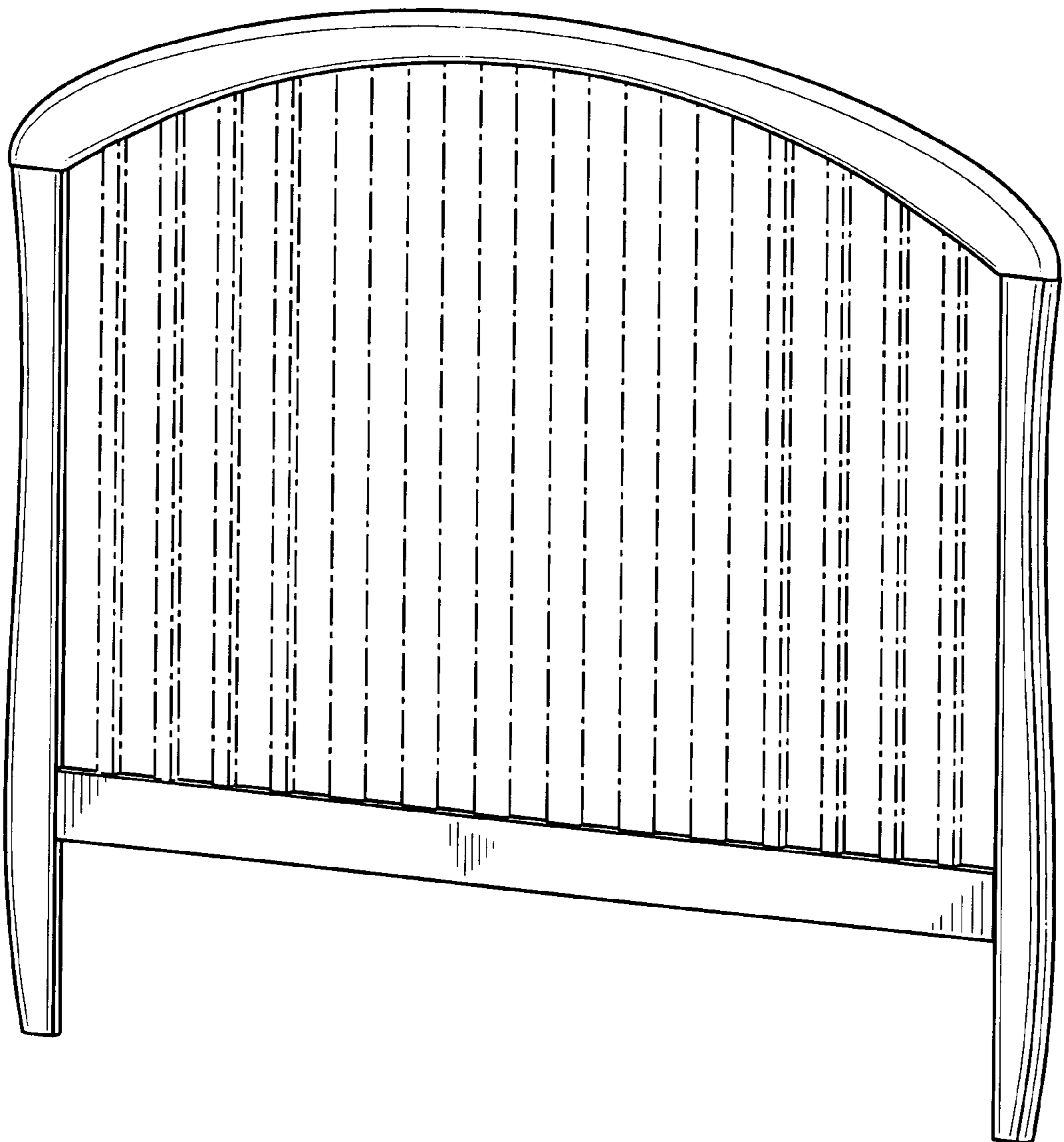


FIG. 2

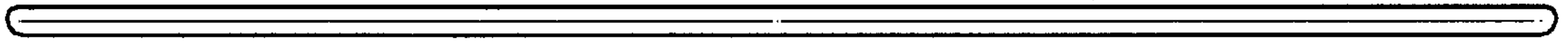


FIG. 3

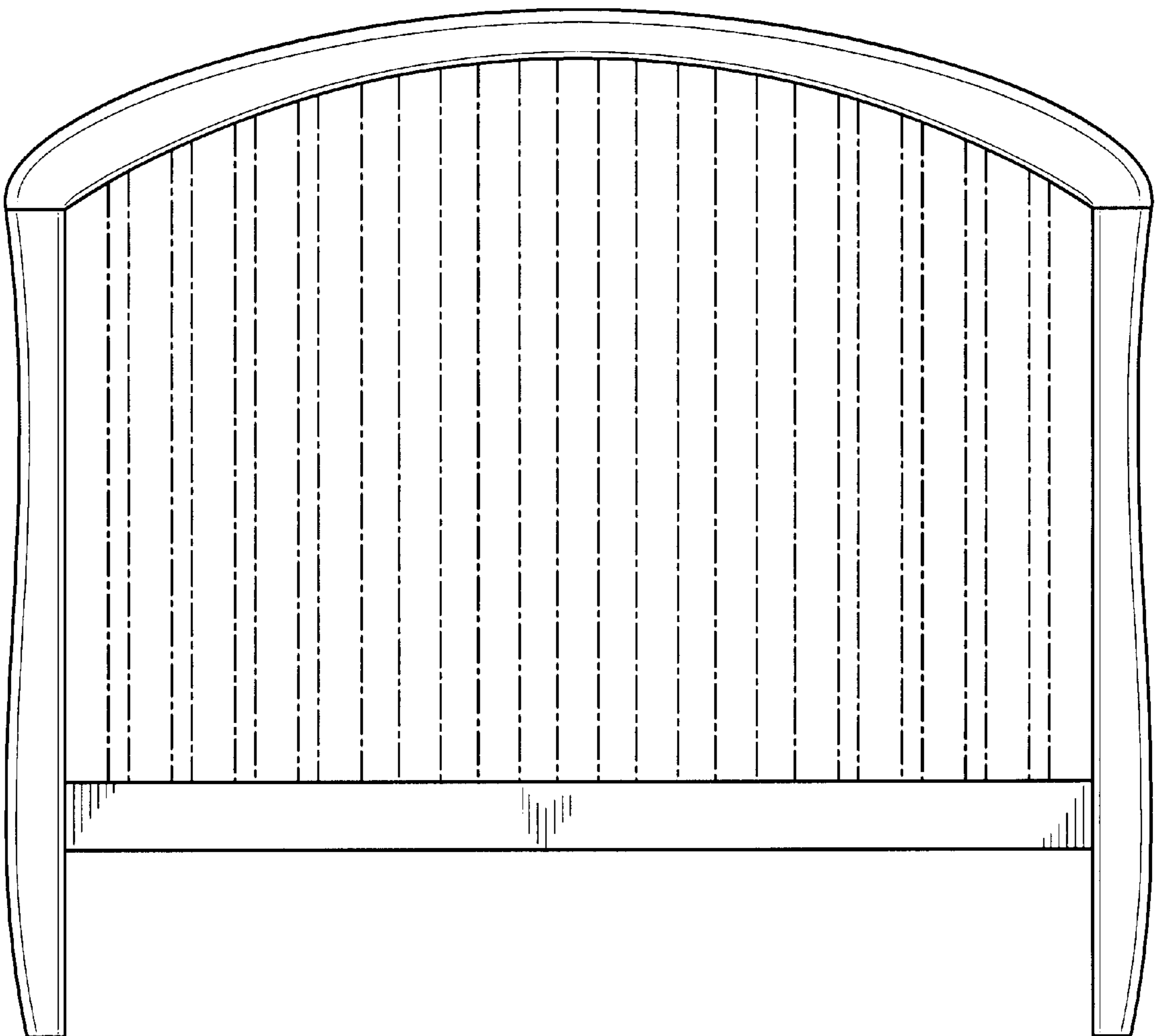


FIG. 4

