



US00D443147S

(12) **United States Design Patent**
Vincent

(10) **Patent No.:** **US D443,147 S**

(45) **Date of Patent:** **** Jun. 5, 2001**

(54) **PICTURE FRAME**

(75) Inventor: **Thomas Vincent**, San Rafael, CA (US)

(73) Assignee: **Umbra, Inc.**, Buffalo, NY (US)

(**) Term: **14 Years**

(21) Appl. No.: **29/129,249**

(22) Filed: **Sep. 8, 2000**

(51) **LOC (7) Cl.** **06-07**

(52) **U.S. Cl.** **D6/300**

(58) **Field of Search** D6/300-302, 303,
D6/308-314; 40/700, 711, 722, 734, 735,
738, 745, 747, 765, 790, 798

(56) **References Cited**

U.S. PATENT DOCUMENTS

- D. 206,217 * 11/1966 Howell D6/300
- D. 244,500 * 5/1977 Copeland D6/300 X
- D. 254,643 * 4/1980 Ashenfarb D6/308
- 599,774 * 3/1898 Emmenegger 40/790

OTHER PUBLICATIONS

Hold Everything catalog, Jan. 1998, #3 frame 2nd from bottom.*

* cited by examiner

Primary Examiner—Janice E. Seeger

(74) *Attorney, Agent, or Firm*—SAIDMAN DesignLaw Group

(57) **CLAIM**

The ornamental design for a picture frame, as shown and described.

DESCRIPTION

FIG. 1 is a bottom and left perspective view of a picture frame showing my new design;

FIG. 2 is a top and right perspective view thereof;

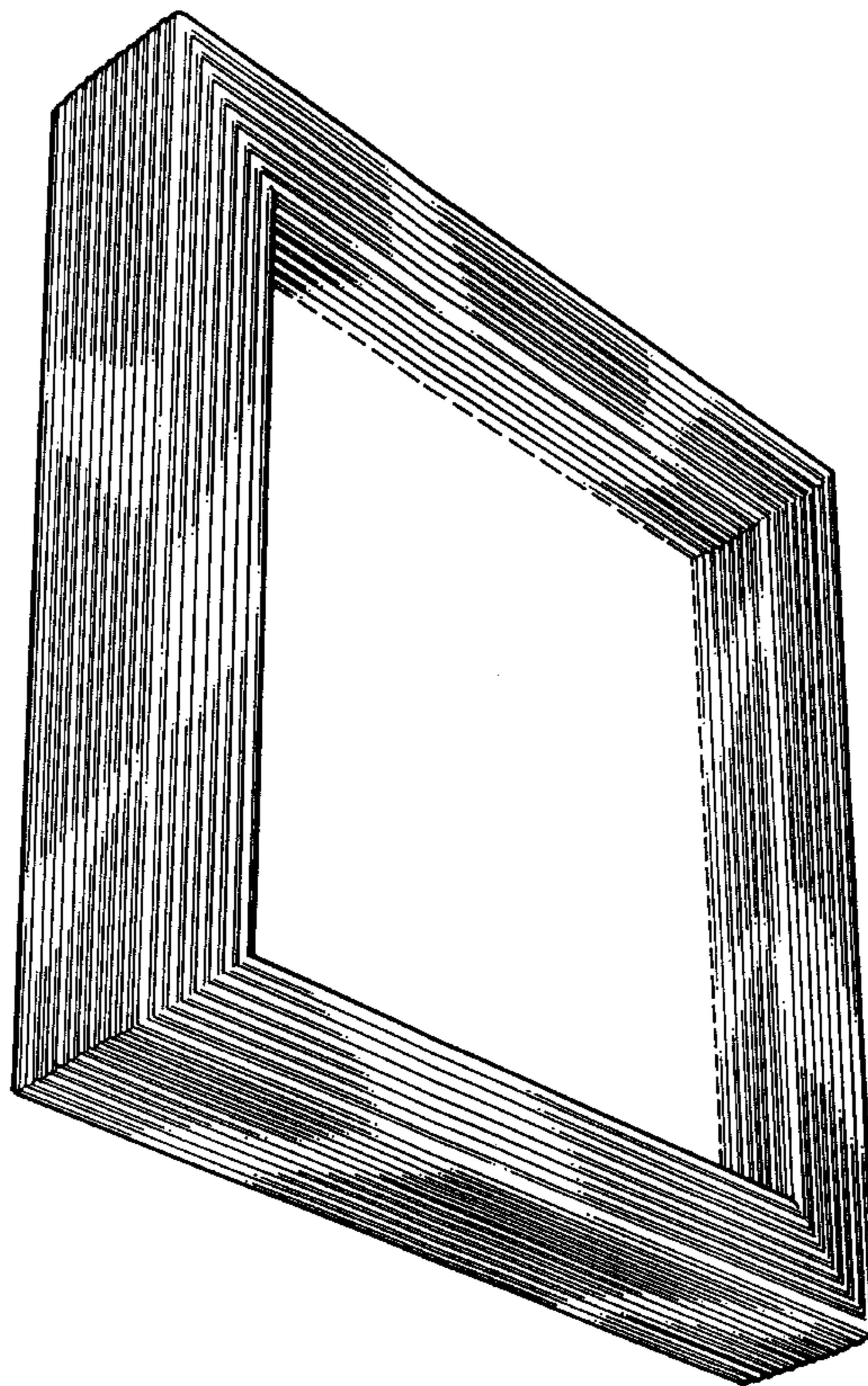
FIG. 3 is a front view thereof;

FIG. 4 is a left side view thereof, the right side view being a mirror image; and,

FIG. 5 is a top view thereof, the bottom view being a mirror image.

The broken lines are for disclosure purposes only and do not form part of the claimed design. The back view does not form part of the claimed design.

1 Claim, 5 Drawing Sheets



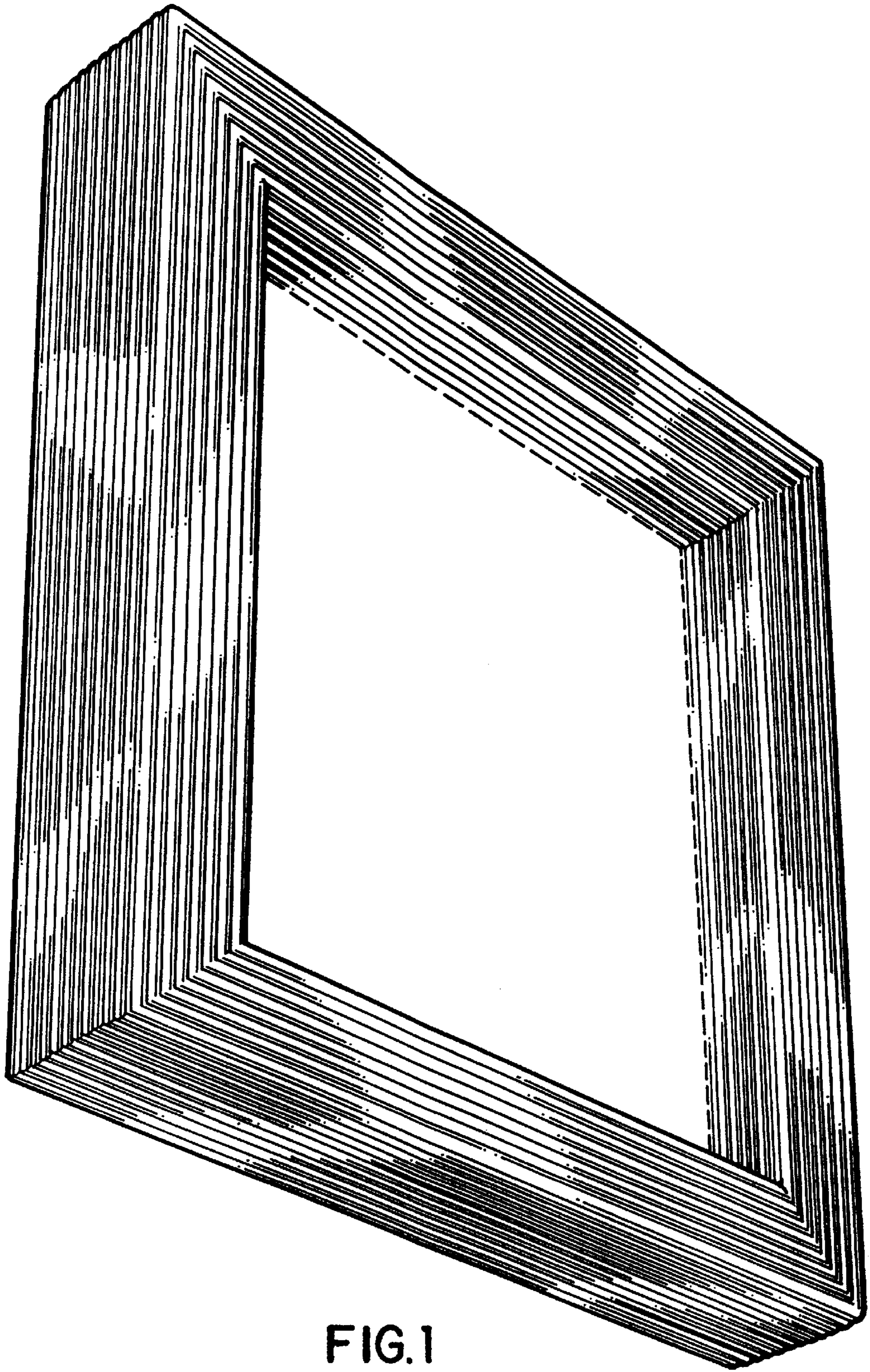


FIG. 1




FIG. 2




FIG. 3




FIG.4




FIG. 5