



US00D443145S

(12) **United States Design Patent**
Mitchell

(10) **Patent No.:** **US D443,145 S**

(45) **Date of Patent:** **** Jun. 5, 2001**

(54) **LIGHT-REFLECTIVE WALL COVERING**

(75) Inventor: **Steven Mitchell**, Rainham (GB)

(73) Assignee: **OMNOVA Wallcovering (UK) Limited**, Kent (GB)

(**) Term: **14 Years**

(21) Appl. No.: **29/118,762**

(22) Filed: **Feb. 15, 2000**

(30) **Foreign Application Priority Data**

Aug. 18, 1999 (GB) 2085905

(51) **LOC (7) Cl.** **05-06**

(52) **U.S. Cl.** **D5/53; D5/55**

(58) **Field of Search** D5/47, 53, 55,
D5/60, 99; D6/575, 578; 428/151, 156,
199, 542.2, 542.6, 904, 904.4; 442/316

(56) **References Cited**

U.S. PATENT DOCUMENTS

D. 88,869	*	1/1933	George	D5/55
D. 182,314	*	3/1958	Sylvester et al.	D5/47
D. 197,690	*	3/1964	Carpenter	D5/57
D. 244,319	*	5/1977	Kies	D5/53
D. 321,597	*	11/1991	Cerny	D5/55
4,882,089	*	11/1989	Iwaskow et al.	442/316
5,364,681	*	11/1994	Pate et al.	428/904
5,632,644	*	5/1997	Pate et al.	428/904

FOREIGN PATENT DOCUMENTS

92 08 015	*	5/1993	(DE) .
93 09 162	*	7/1994	(DE) .
94 01 400	*	9/1994	(DE) .

OTHER PUBLICATIONS

Lladro Embossed Leather Surface Detail, Accessories Magazine, p. 28, Jan. 1988.*

BFGoodrich Koroseal Vinyl Wall Covering Pattern #3014-08, Apr. 1988.*

* cited by examiner

Primary Examiner—Robert M. Spear

(74) *Attorney, Agent, or Firm*—Oppenheimer, Wolff & Donnelly, LLP

(57) **CLAIM**

The ornamental design for a light-reflective wall covering, as shown and described.

DESCRIPTION

FIG. 1 is a top plan view of a light-reflective wall covering showing my new design, it being understood that the surface pattern repeats uniformly to the boundaries of the wall covering as shown schematically in broken lines.

FIG. 2 is a bottom plan view thereof;

FIG. 3 is an enlarged detailed view of a portion of the wall covering of FIG. 1 taken from the area 3 of FIG. 1; and,

FIG. 4 is a further enlarged cross-sectional view taken along lines 4—4 of FIG. 3.

The characteristic feature of the design resides in the surface of the wall finish being light-reflective due to metal fragments suspended in the vinyl layer and covered by an array of very fine, generally curved raised ridges.

The break lines along the bottom boundary in FIGS. 1-2 indicate that the wall covering has indeterminate length.

In the drawings, the broken line boundaries are for illustrative purposes only and form no part of the claimed design.

1 Claim, 2 Drawing Sheets

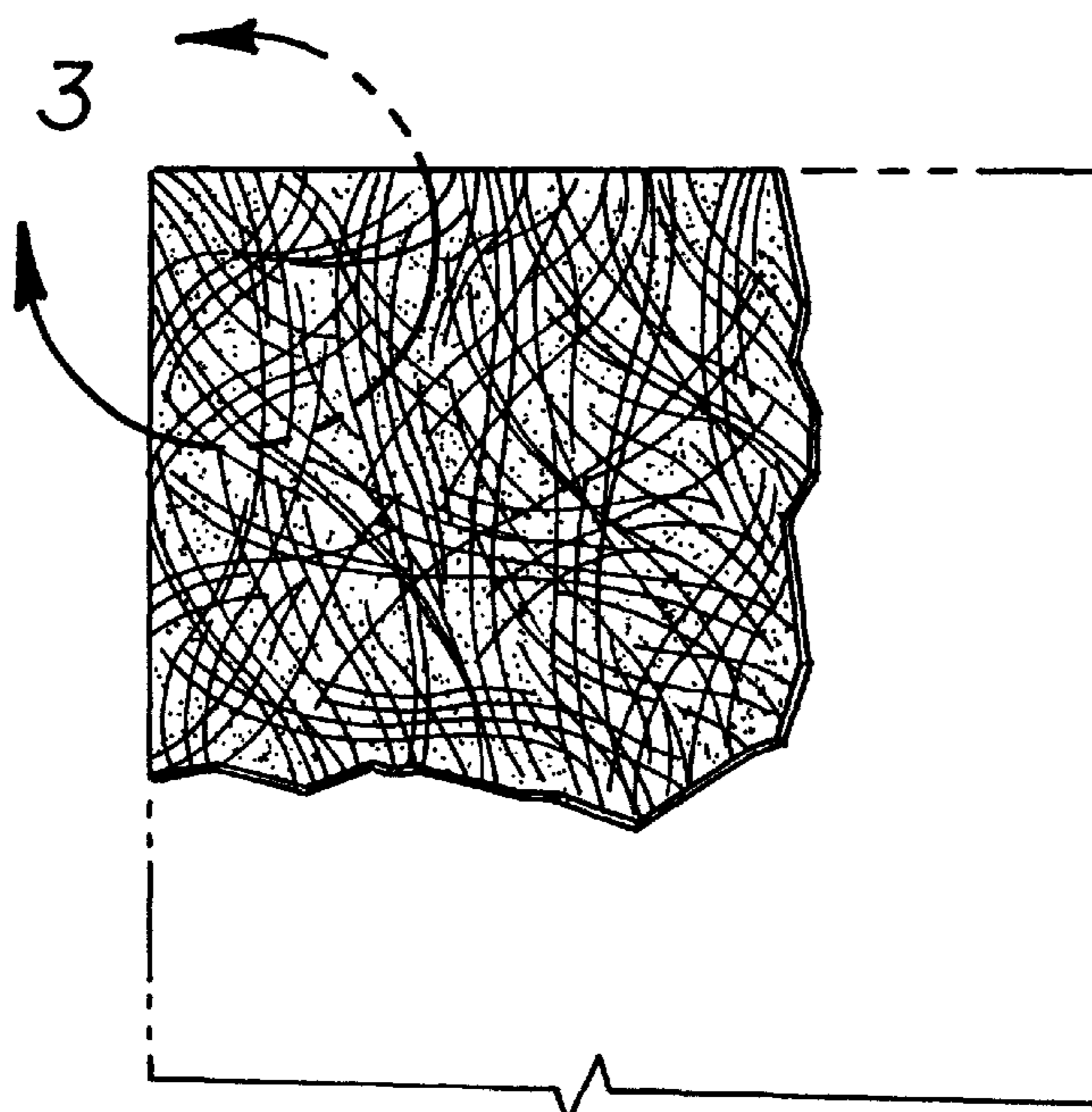


FIG. 1

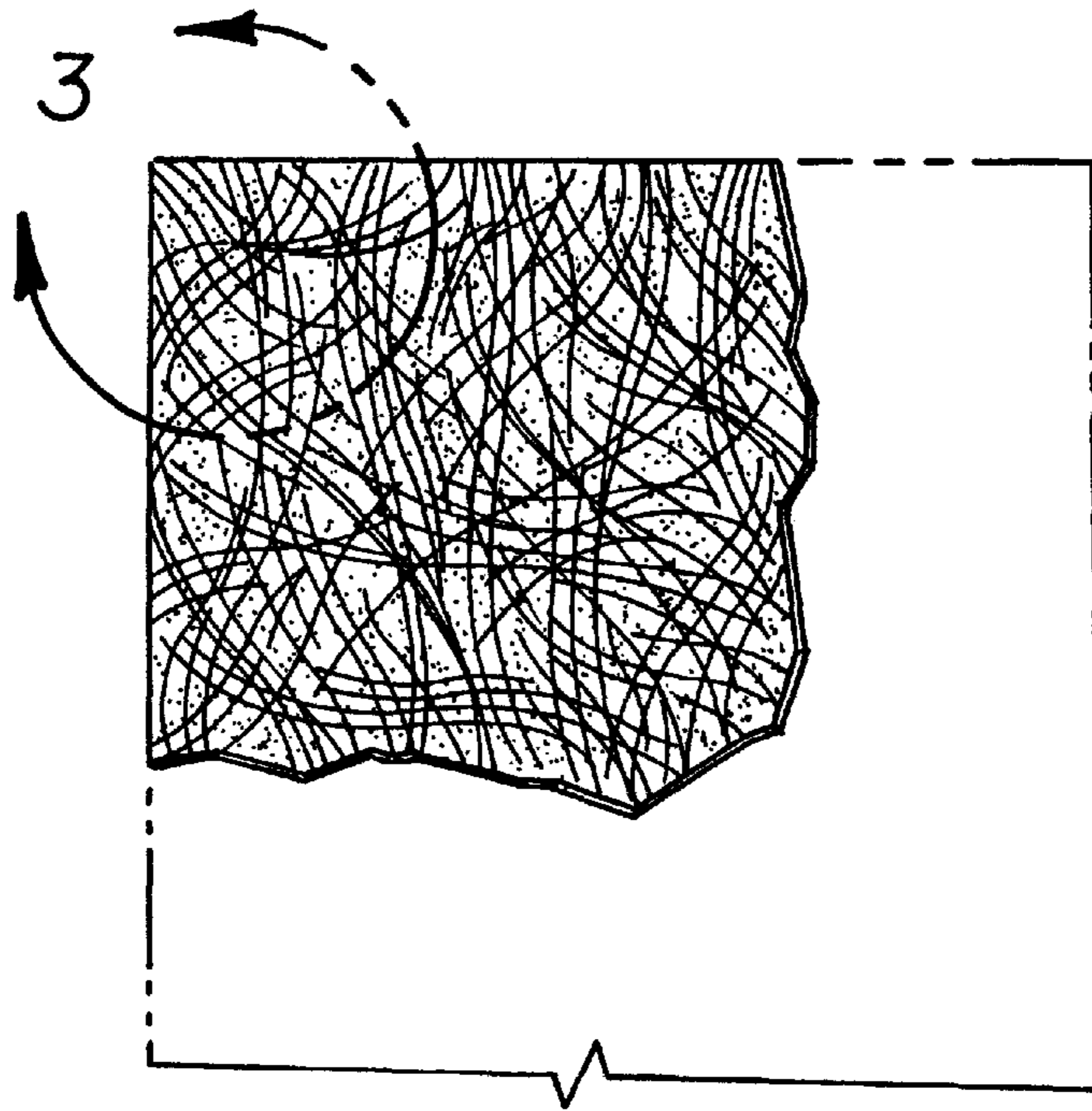


FIG. 2



FIG. 3

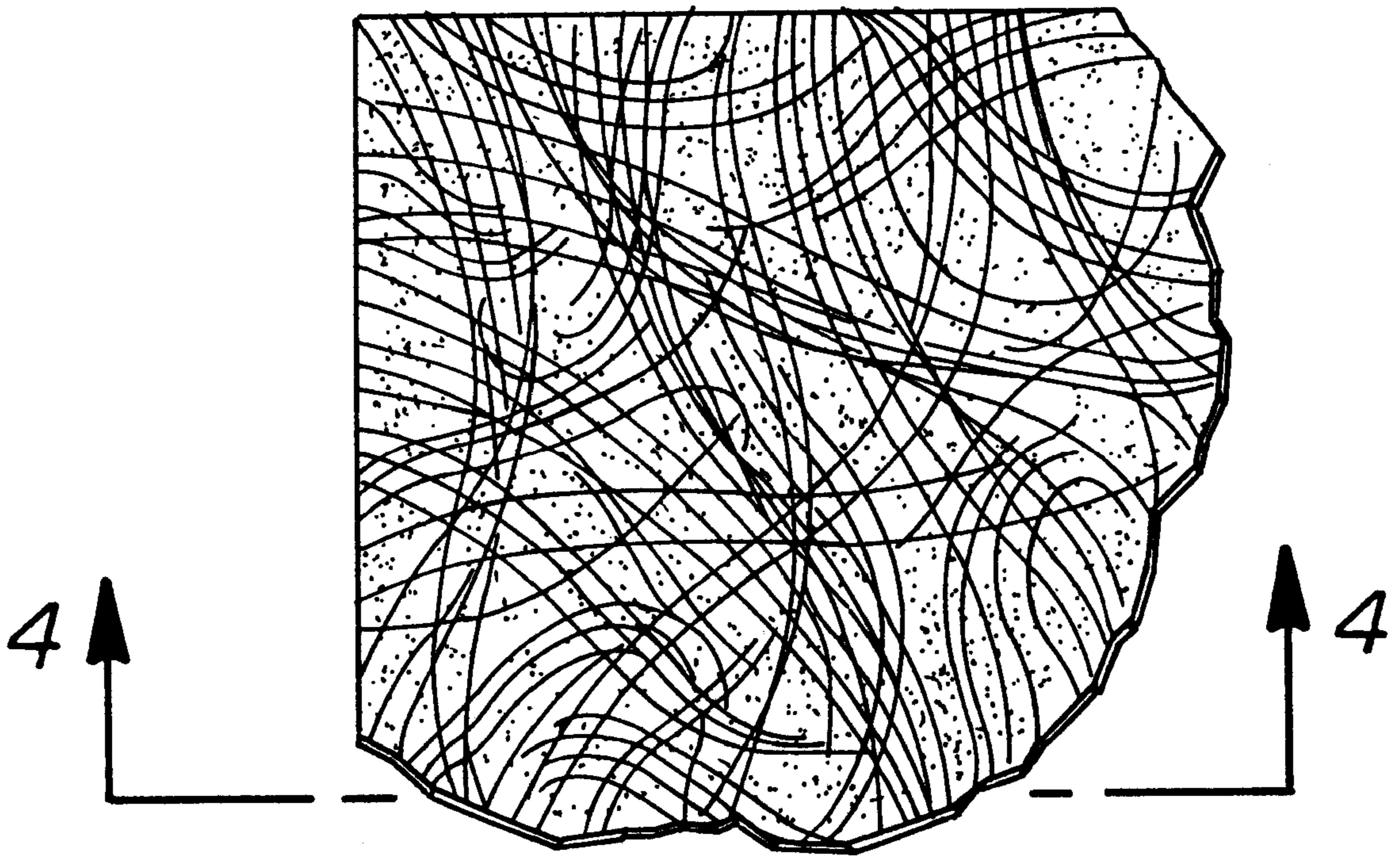


FIG. 4