



US00D443132S

(12) **United States Design Patent**  
**Jones**

(10) **Patent No.:** **US D443,132 S**

(45) **Date of Patent:** **\*\* Jun. 5, 2001**

(54) **SET OF CRUTCH HANDLE COVERS**

(76) Inventor: **Wilbert Jones**, 2218 Collingdale Pl.,  
Charlotte, NC (US) 28210

(\*\*) Term: **14 Years**

(21) Appl. No.: **29/090,896**

(22) Filed: **Jul. 20, 1998**

(51) **LOC (7) Cl.** ..... **03-04**

(52) **U.S. Cl.** ..... **D3/8**

(58) **Field of Search** ..... D3/8, 7, 9, 10,  
D3/5; 135/65, 68, 73, 82; 206/315.2, 315.4;  
150/160

(56) **References Cited**

**U.S. PATENT DOCUMENTS**

- D. 318,366 \* 7/1991 Goldstein et al. .... D3/10
- D. 364,267 \* 11/1995 Poxleitner et al. .... D3/8
- D. 380,893 \* 7/1997 Sigsworth ..... D3/8
- 3,145,749 \* 8/1964 Rosenow ..... 150/160

**OTHER PUBLICATIONS**

The Golf Store, Heavy Driver Cover, p. 35, Feb. 4, 1994.\*  
Golf Day Catalog, Deluxe Putter Covers, p. 10, Feb. 1,  
1994.\*

\* cited by examiner

*Primary Examiner*—Louis S. Zarfaz  
*Assistant Examiner*—Catherine R. Oliver

(57) **CLAIM**

The ornamental design for set of crutch handle covers, as shown and descibed.

**DESCRIPTION**

The (photographs attached), are presently designed to serve as protective underarm support for underarm crutches.

They are made of a durable, fine vinyl, and are 14 inches long by 5 inches wide, with added zippers, and snaps for easy maintenance.

The added zipper feature, allows extra padding to be added for further comfort, while the end snaps allow the crutch “comfy” to remain in place.

FIG. 1 is a side perspective view of a set of crutch handle covers showing my new design;

FIG. 2 is another side perspective view thereof;

FIG. 3 is an opposite side and bottom perspective view thereof;


FIG. 4 is a bottom view thereof; and,

FIG. 5 is an opposite side perspective view thereof.

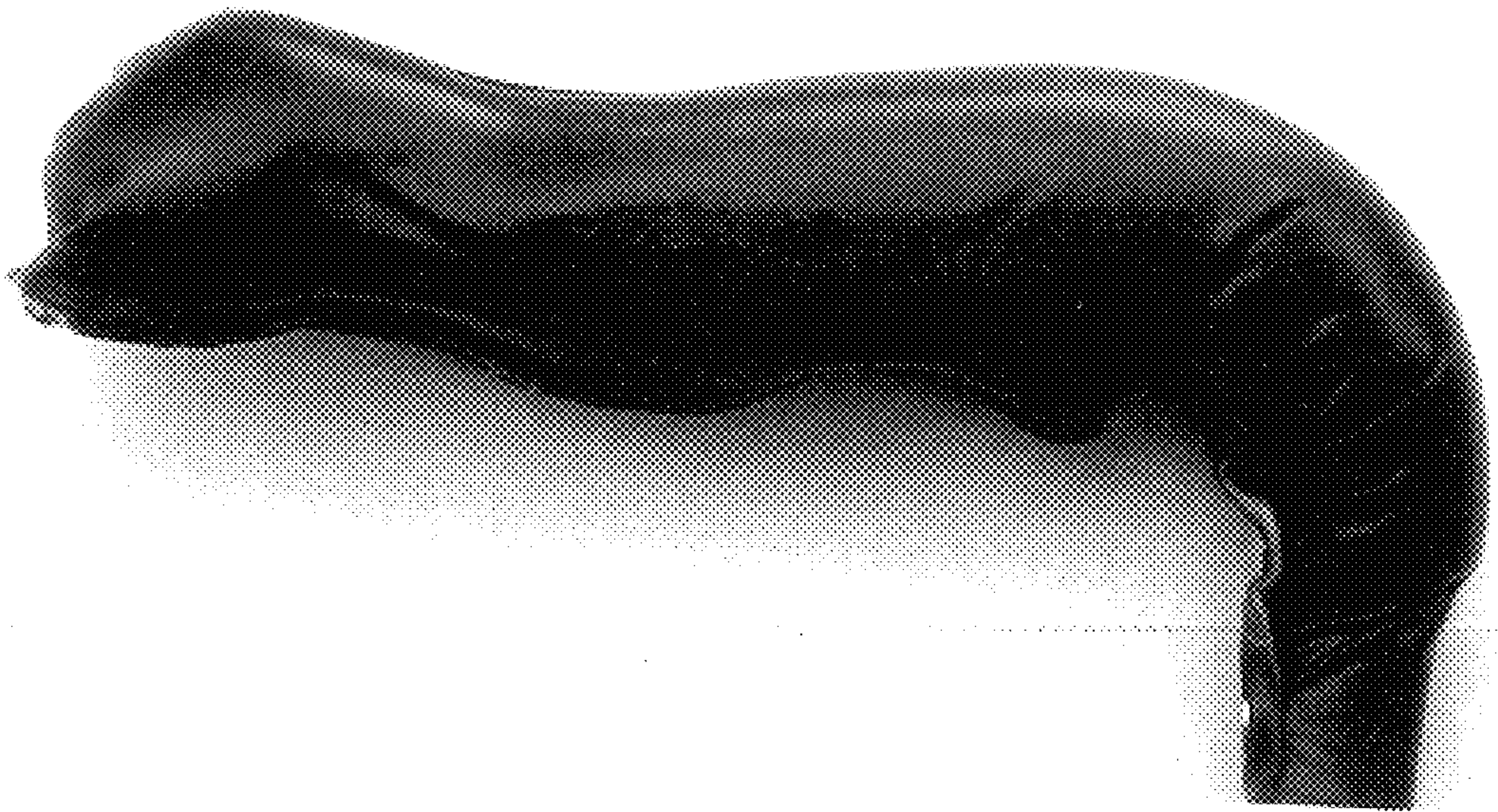
**1 Claim, 5 Drawing Sheets**



FIGURE 1

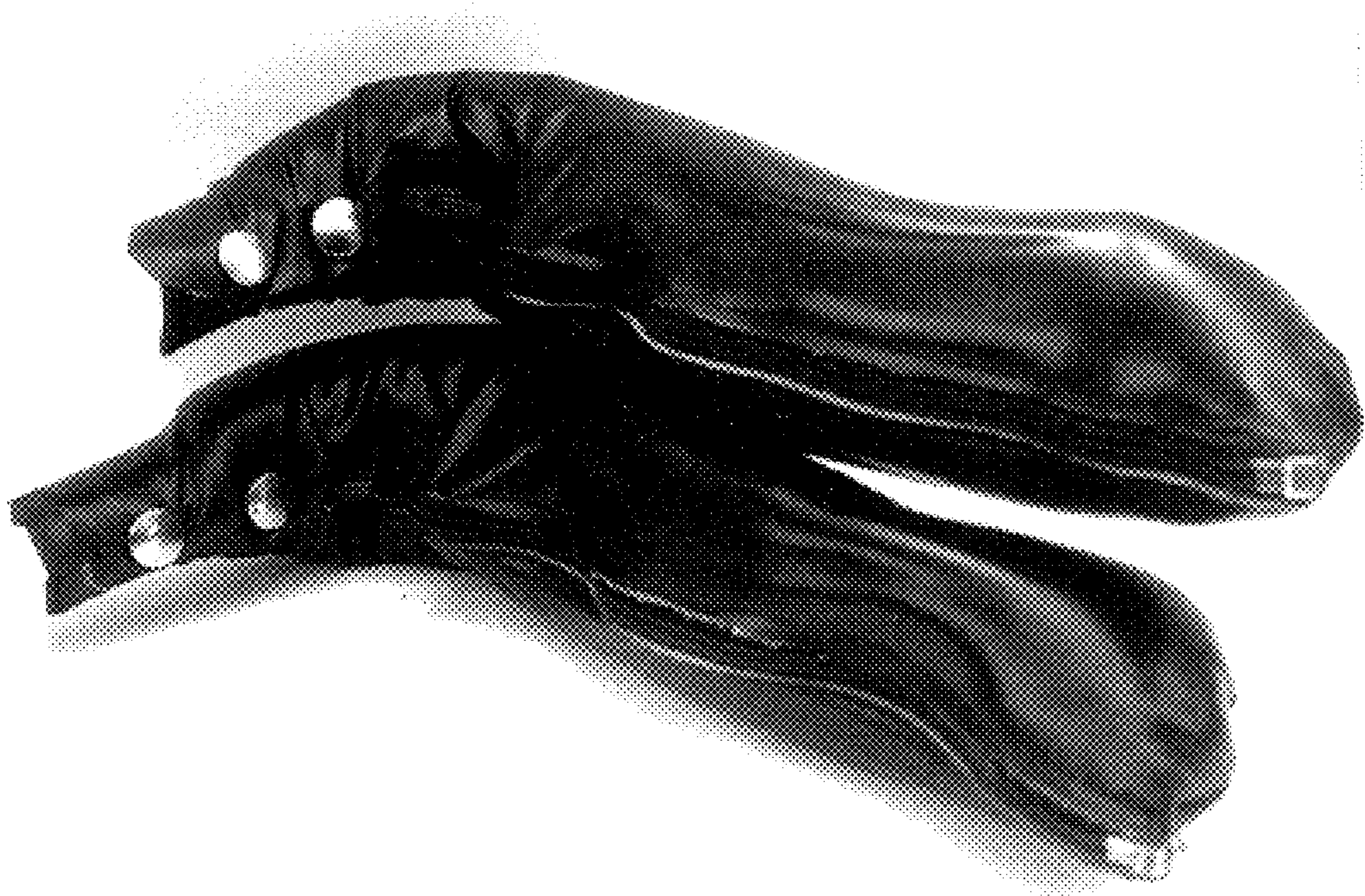


**FIGURE 2**





**FIGURE 3**





**FIGURE 4**



**FIGURE 5**

