



US00D443131S

(12) **United States Design Patent**
Laberge

(10) **Patent No.:** **US D443,131 S**

(45) **Date of Patent:** **** Jun. 5, 2001**

- (54) **COMPONENTS OF FOOTWEAR**
- (75) Inventor: **Martin Laberge**, Boulder, CO (US)
- (73) Assignee: **Salomon S.A.**, Metz-Tessy (FR)
- (**) Term: **14 Years**
- (21) Appl. No.: **29/125,633**
- (22) Filed: **Jun. 28, 2000**

Related U.S. Application Data

- (62) Division of application No. 29/107,356, filed on Jul. 7, 1999, now Pat. No. Des. 434,550.
- (51) **LOC (7) Cl.** **02-99**
- (52) **U.S. Cl.** **D2/972**
- (58) **Field of Search** D2/896, 902, 907, D2/943, 944, 946, 969, 972, 973; 36/45, 50.1, 51, 77 M, 77 R, 81, 83, 113, 114, 126-130, 88

(56) **References Cited**

U.S. PATENT DOCUMENTS

D. 87,531	*	8/1932	Leverone	D2/973
D. 146,505		3/1947	Kavenagh	36/59 C
D. 234,014		12/1974	Traver	D2/959
D. 296,262	*	6/1988	Brown et al.	D2/973
D. 312,919	*	12/1990	Aveni	D2/973
D. 356,663	*	3/1995	Ueda	D2/902
D. 379,862		6/1997	Morgan	D2/953
D. 382,993	*	9/1997	Clegg et al.	D2/972
D. 383,893		9/1997	Leick	D2/959
D. 385,987		11/1997	Bramani	D2/959
D. 391,754	*	3/1998	Lozano	D2/972
D. 398,760	*	9/1998	Rask	D2/972

D. 401,755		12/1998	Zinovieff	D2/972
D. 402,095		12/1998	Cretinon	D2/957
D. 402,102	*	12/1998	Rask	D2/972
D. 404,899		2/1999	Wright	D2/960
D. 410,966		6/1999	Cretinon	D2/960
D. 412,614	*	10/1999	Lavertue et al.	D2/972
D. 413,427		9/1999	Fellouhe	D2/969
D. 413,721	*	9/1999	Roth	D2/972
D. 414,023		9/1999	Cretinon et al.	D2/957
D. 414,922		10/1999	Wright	D2/960
D. 415,875		11/1999	Falguere	D2/904
D. 426,949		6/2000	Barret	D2/970
D. 434,895	*	12/2000	Laberge	D2/972
D. 435,718	*	1/2001	Laberge	D2/972
2,722,756		11/1955	Ecclesine	36/59 C
5,678,329	*	10/1997	Griffin et al.	36/50.1

* cited by examiner

Primary Examiner—Dominic Simone

(74) *Attorney, Agent, or Firm*—Greenblum & Bernstein, P.L.C.

(57) **CLAIM**

I claim the ornamental design for components of footwear, as shown and described.

DESCRIPTION

FIG. 1 is a left side elevation view of the components of footwear, showing my new design;
 FIG. 2 is a perspective view of the upper from the right front thereof;
 FIG. 3 is a right side elevation view of the upper;
 FIG. 4 is a front end view of the upper; and,
 FIG. 5 is a rear end view thereof.
 The broken lines shown in FIGS. 1-5 are for illustrative purposes only and form no part of the claimed design.

1 Claim, 1 Drawing Sheet



FIG. 1




FIG. 2

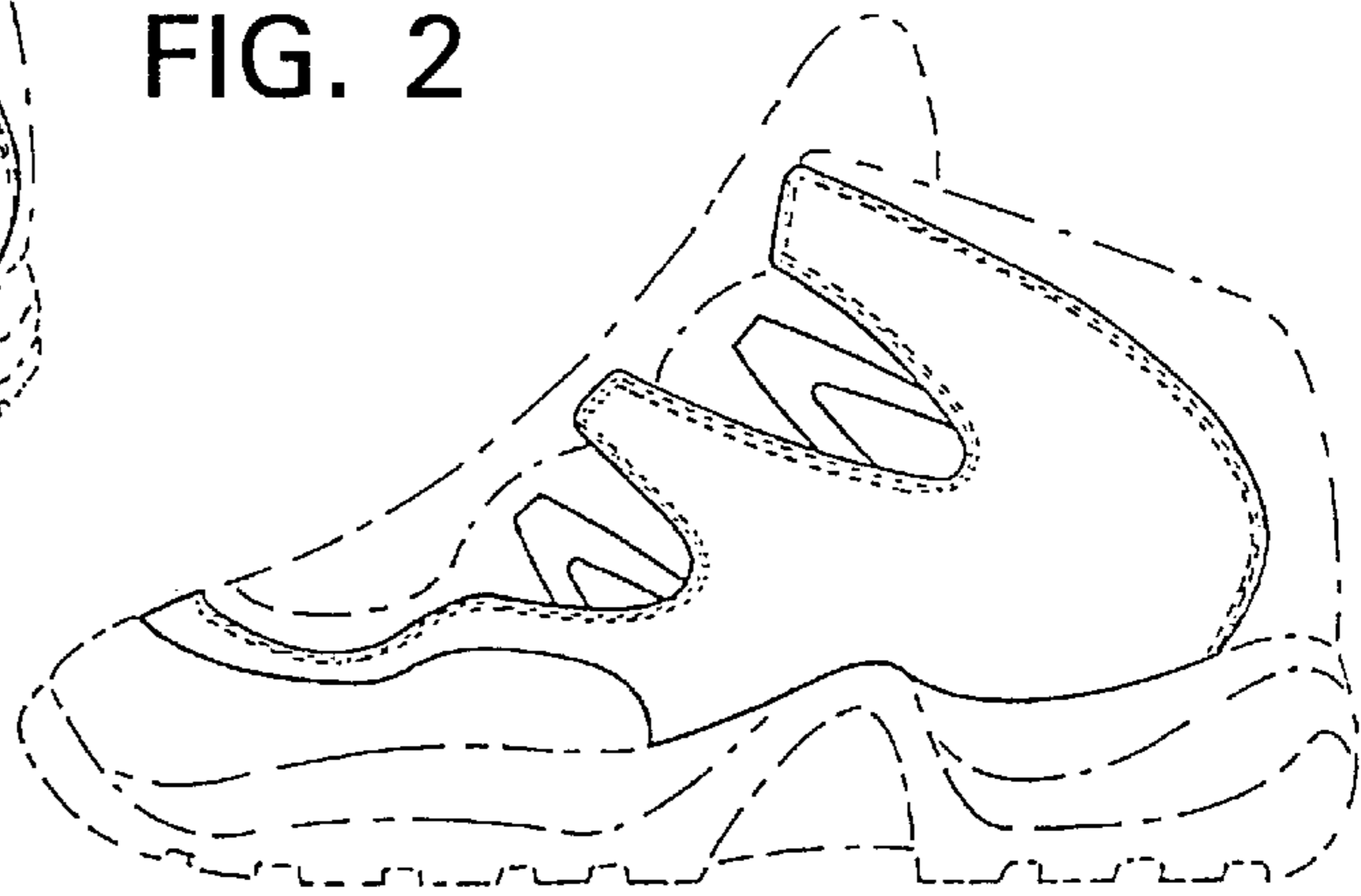


FIG. 3

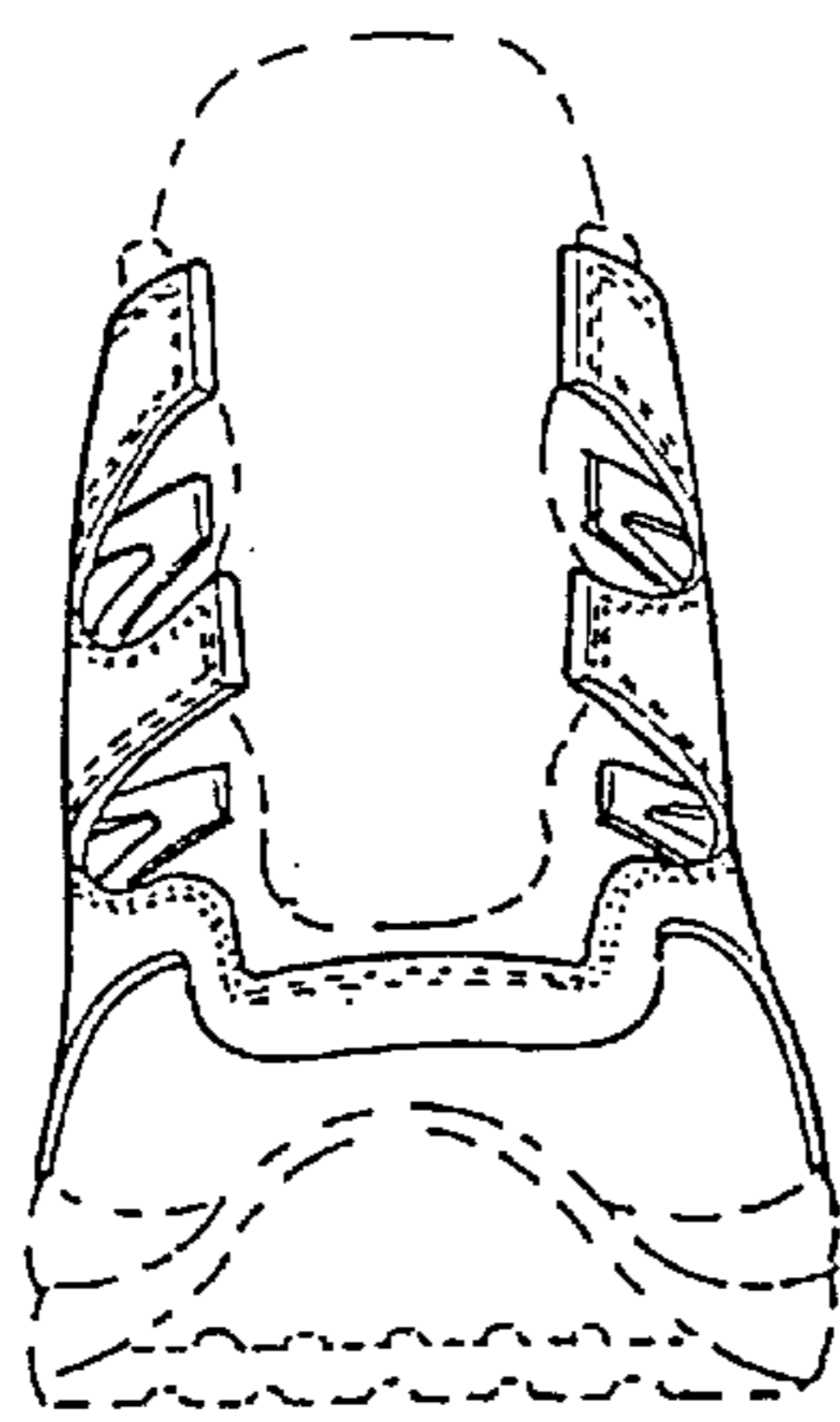


FIG. 4

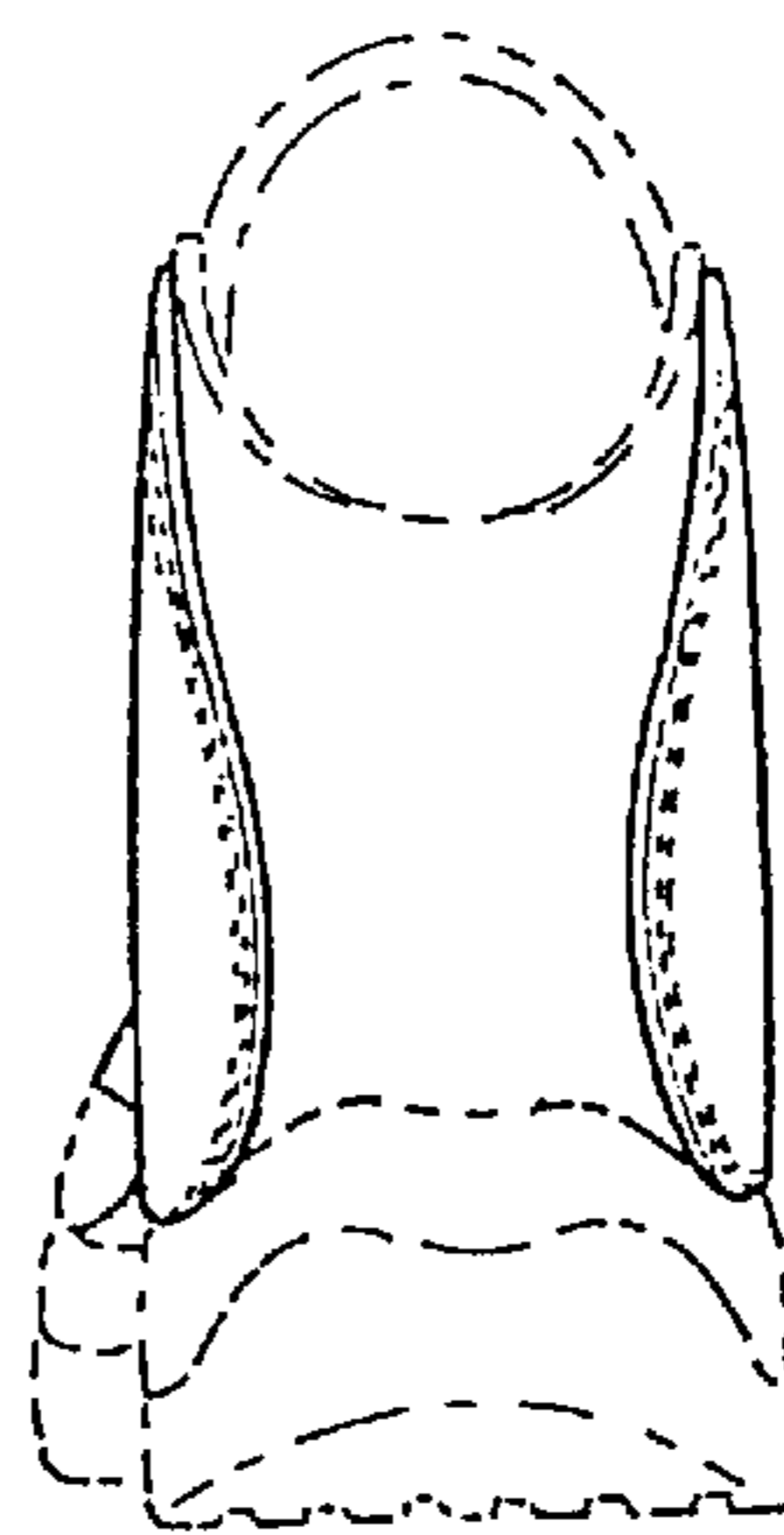


FIG. 5