



US00D443124S

(12) **United States Design Patent**  
**Parker**

(10) **Patent No.:** **US D443,124 S**

(45) **Date of Patent:** **\*\* May 29, 2001**

(54) **CREMATION URN ORNAMENT**

(75) Inventor: **Daniel J. Parker**, Connerville, IN  
(US)

(73) Assignee: **Batesville Services, Inc.**, Batesville, IN  
(US)

(\*\*) Term: **14 Years**

(21) Appl. No.: **29/124,618**

(22) Filed: **Jun. 8, 2000**

(51) **LOC (7) Cl.** ..... **99-00**

(52) **U.S. Cl.** ..... **D99/5; D99/17**

(58) **Field of Search** ..... D99/5, 8, 15, 17,  
D99/20, 21, 22; D11/131, 132, 133, 139,  
143; 40/124.5; 428/913.3, 542.2, 542.3,  
542.4, 542.5, 542.6; 427/272

(56) **References Cited**

**U.S. PATENT DOCUMENTS**

- D. 169,347 4/1953 Woodward .
- D. 201,132 5/1965 Lawrence .
- D. 213,777 4/1969 Chandler et al. .
- D. 248,171 6/1978 Sugarman .
- D. 263,088 2/1982 Krech .
- D. 293,958 \* 1/1988 Miller ..... D99/17
- D. 350,010 8/1994 May et al. .

- D. 359,831 6/1995 Parker .
- D. 403,612 \* 1/1999 Ziebart ..... D11/133
- D. 415,064 \* 10/1999 George et al. .... D11/131
- D. 423,402 \* 4/2000 Landry ..... D11/132
- 3,463,653 \* 8/1969 Letter ..... 427/272

\* cited by examiner

*Primary Examiner*—Paula A. Mortimer

(74) *Attorney, Agent, or Firm*—Wood, Herron & Evans,  
L.L.P.

(57) **CLAIM**

The ornamental design for a cremation urn ornament, as shown and described.

**DESCRIPTION**

FIG. 1 is a front perspective view of my new, original and ornamental design for a cremation urn ornament;  
 FIG. 2 is a front view thereof;  
 FIG. 3 is a left side view thereof;  
 FIG. 4 is a right side view thereof;  
 FIG. 5 is a rear view thereof;  
 FIG. 6 is a rear perspective view thereof; and,  
 FIG. 7 is a bottom view thereof.

The broken line showing of the urn in FIG. 1 is for illustrative purposes only and forms no part of the claimed design.

**1 Claim, 3 Drawing Sheets**






FIG. 1




FIG. 2




FIG. 3




FIG. 4




FIG. 5



FIG. 6




FIG. 7