



US00D443114S

(12) **United States Design Patent**  
**Burrell et al.**

(10) **Patent No.:** **US D443,114 S**

(45) **Date of Patent:** **\*\* May 29, 2001**

(54) **BACK SCRATCHING DEVICE**

2,963,816 \* 12/1960 De Miller ..... 43/137  
4,091,805 5/1978 Clark .  
4,574,788 3/1986 Jordan .  
5,904,661 5/1999 Bonz et al. .

(76) Inventors: **Gene J Burrell; Norma L Burrell,**  
both of 301 Turnpike Rd., Golden  
Valley, MN (US) 55416

(\*\*) Term: **14 Years**

\* cited by examiner

*Primary Examiner*—Ted Shooman  
*Assistant Examiner*—C Tuttle

(21) Appl. No.: **29/132,440**

(22) Filed: **Nov. 10, 2000**

(57) **CLAIM**

(51) **LOC (7) Cl.** ..... **28-99**

The ornamental design for a back scratching device, as shown and described.

(52) **U.S. Cl.** ..... **D28/91.2**

(58) **Field of Search** ..... D28/7, 63, 91.2;  
D24/200, 214, 215; D32/51; 601/136-138;  
15/143.1, 244.1

**DESCRIPTION**

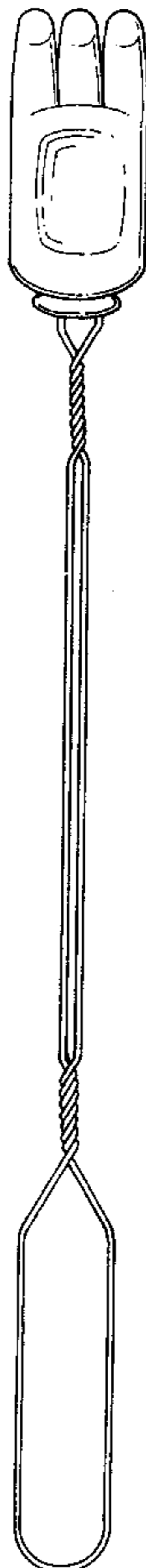
(56) **References Cited**

**U.S. PATENT DOCUMENTS**

- D. 35,313 11/1901 Wirt .
- D. 280,448 \* 9/1985 Colognori ..... D28/63
- D. 282,007 \* 12/1985 McKinney ..... D24/211
- D. 341,222 \* 11/1993 Corrigan ..... D28/7
- D. 369,439 \* 4/1996 Fischer ..... D28/91.2
- D. 370,729 \* 6/1996 Hurlburt et al. .... D24/133
- D. 424,237 \* 5/2000 Harty et al. .... D28/7
- 687,363 11/1901 Wirt .
- 869,250 10/1907 Martin .

FIG. 1 is a front elevational view of the back scratching device of the present invention;  
 FIG. 2 is a rear elevational view of the back scratching device of FIG. 1;  
 FIG. 3 is a left side elevational view of the back scratching device of FIG. 1, the right view being a mirror image thereof;  
 FIG. 4 is a top plan view of the back scratching device of FIG. 1; and,  
 FIG. 5 is a bottom plan view of the back scratching device of FIG. 1.

**1 Claim, 2 Drawing Sheets**



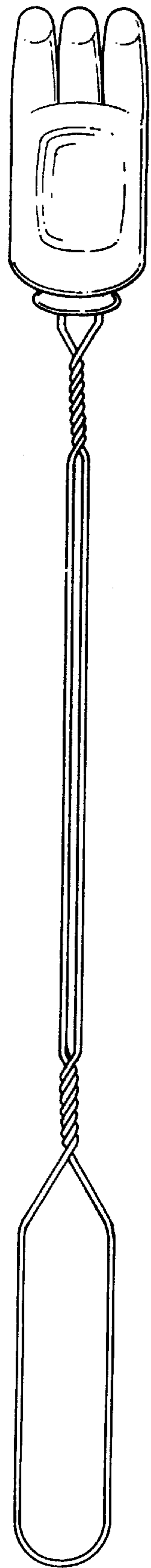


FIG. 1



FIG. 3

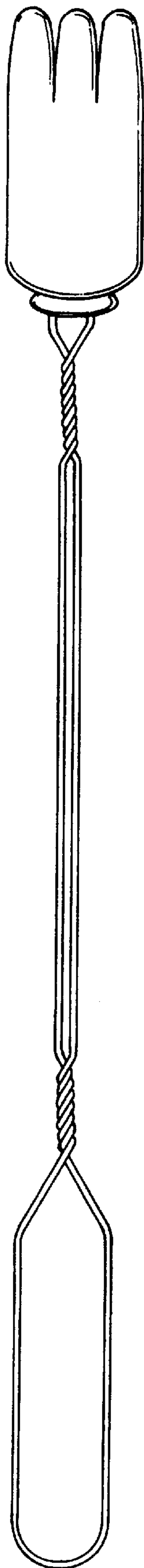


FIG. 2

FIG. 4

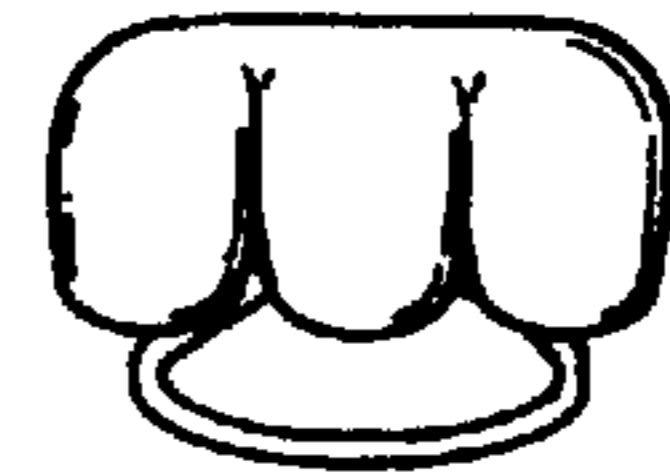


FIG. 5

