



US00D443070S

(12) **United States Design Patent**
Sawdon

(10) **Patent No.:** **US D443,070 S**

(45) **Date of Patent:** **** May 29, 2001**

(54) **CONSERVATORY**

(75) **Inventor:** **Edwin G. Sawdon, St. Clair, MI (US)**

(73) **Assignee:** **BTM Corporation, Marysville, MI (US)**

(**) **Term:** **14 Years**

(21) **Appl. No.:** **29/130,040**

(22) **Filed:** **Sep. 26, 2000**

(51) **LOC (7) Cl.** **25-03**

(52) **U.S. Cl.** **D25/19**

(58) **Field of Search** **52/80.1; 47/17; D25/15, 19**

(56) **References Cited**

U.S. PATENT DOCUMENTS

D. 396,115	*	7/1998	Zobel, Jr.	D25/19
4,878,330	*	11/1989	Machin	52/80.1
5,813,169	*	9/1998	Engerman	47/17

* cited by examiner

Primary Examiner—Doris Clark
(74) *Attorney, Agent, or Firm*—Harness, Dickey & Pierce, P.L.C.

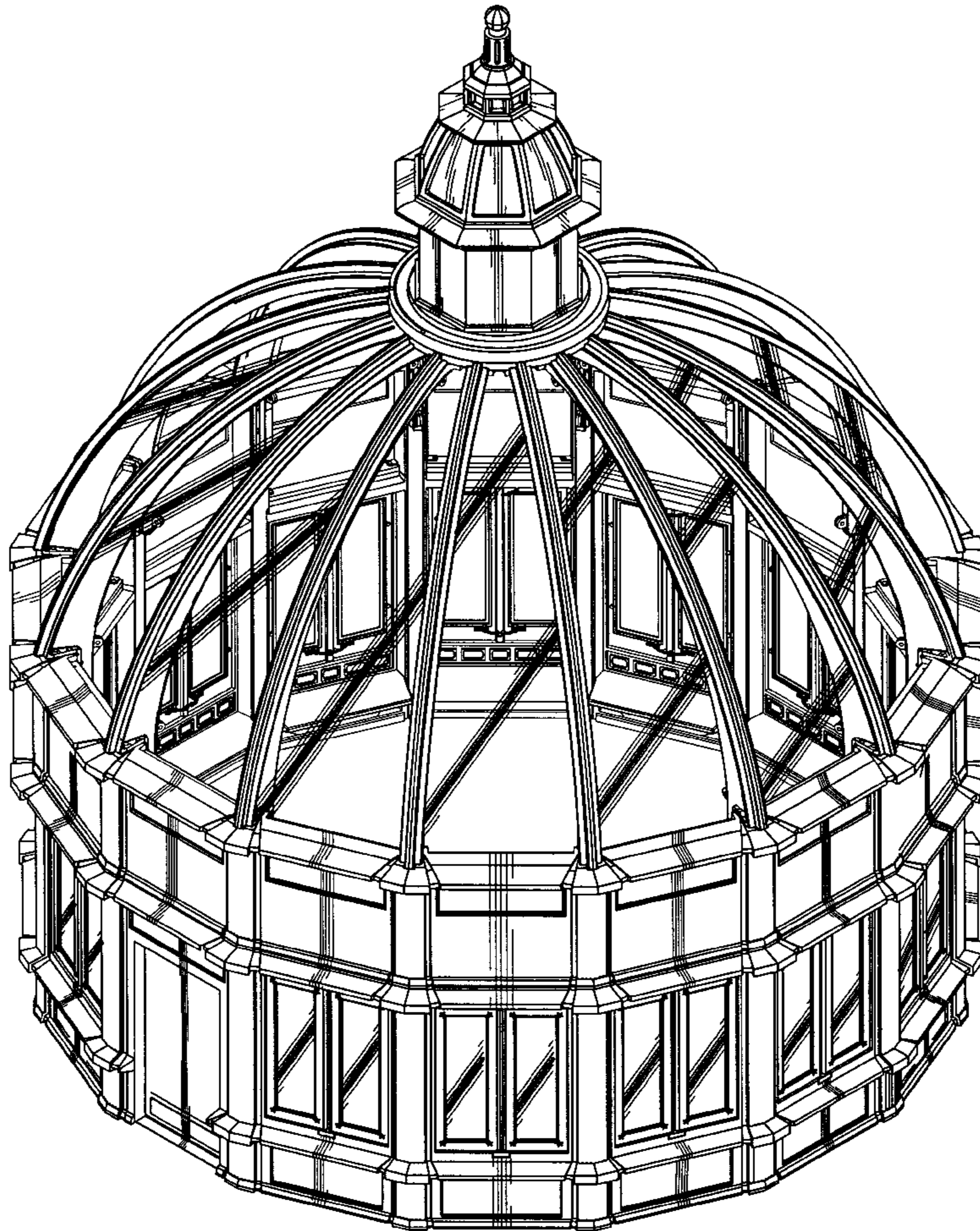
(57) **CLAIM**

The ornamental design for a conservatory, as shown and described.

DESCRIPTION

FIG. 1 is a perspective view of the conservatory of the present invention;
FIG. 2 is an elevational view of the front of the conservatory of the present invention;
FIG. 3 is a side elevational view of the conservatory of the present invention;
FIG. 4 is the opposite side elevational view of the conservatory of the present invention;
FIG. 5 is an elevational view of the rear of the conservatory of the present invention; and,
FIG. 6 is a top plan view of the conservatory of the present invention.

1 Claim, 6 Drawing Sheets



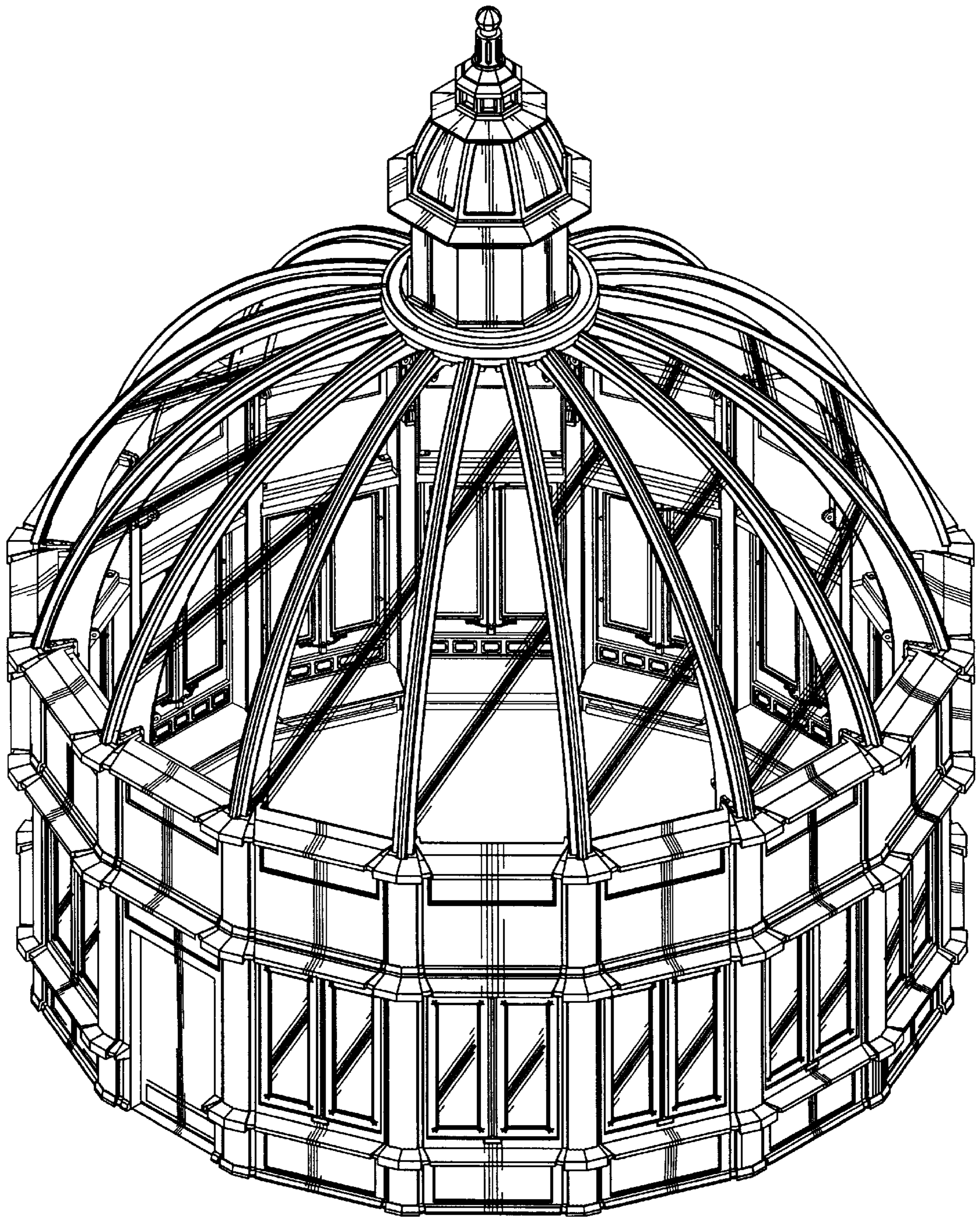


Figure - 1




Figure - 2




Figure - 3




Figure - 4




Figure - 5




Figure - 6