



US00D443058S

(12) **United States Design Patent**
Mulhauser et al.

(10) **Patent No.:** **US D443,058 S**

(45) **Date of Patent:** **** May 29, 2001**

(54) **CURVED MEDICAL DEVICE FOR THE APPLICATION OF A TACK TO THE BODY OF A PATIENT**

(75) Inventors: **Paul J. Mulhauser; Bill Cowles**, both of New York, NY (US); **David R. Schiff**, Highland Park; **Jesse Gala**, Summit, both of NJ (US); **Joel Cummings**, Tyngsboro, MA (US); **Roland Deangelis**, Milton, MA (US); **Brian Clark**, Somerville, MA (US)

(73) Assignee: **Genzyme Corporation**, Cambridge, MA (US)

(**) Term: **14 Years**

(21) Appl. No.: **29/120,481**

(22) Filed: **Mar. 20, 2000**

Related U.S. Application Data

(63) Continuation-in-part of application No. 09/397,832, filed on Sep. 17, 1999.

(51) **LOC (7) Cl.** **24-02**

(52) **U.S. Cl.** **D24/145; D24/133; D24/147**

(58) **Field of Search** **D24/145, 147, D24/133; 606/77, 72, 104, 7**

(56) **References Cited**

U.S. PATENT DOCUMENTS

D. 330,591	*	10/1992	Rosenberg et al.	D24/147
D. 402,757	*	12/1998	Davis et al.	D24/133
4,532,926		8/1985	O'Holla .	
4,846,835		7/1989	Grande .	
4,873,976		10/1989	Schreiber .	
4,895,148		1/1990	Bays et al. .	

4,924,865	5/1990	Bays et al. .	
4,976,715	12/1990	Bays et al. .	
5,059,206	10/1991	Winters .	
5,129,906	7/1992	Ross et al. .	
5,246,441	9/1993	Ross et al. .	
5,376,097	12/1994	Phillips .	
5,562,704	10/1996	Tamminmaki et al. .	
5,569,264	10/1996	Tamminmaki et al. .	
5,636,442	6/1997	Wain .	
5,723,331	3/1998	Tubo et al. .	
5,815,924	10/1998	Apprille, Jr. et al. .	
5,827,298	10/1998	Hart et al. .	
5,843,084	12/1998	Hart et al. .	
5,948,000	* 9/1999	Larsen et al.	606/72
5,971,985	* 10/1999	Carchidi et al.	606/72
6,017,348	1/2000	Hart et al. .	

* cited by examiner

Primary Examiner—Ian Simmons

(74) *Attorney, Agent, or Firm*—Richard D. Allison; Thomas J. DesRosier

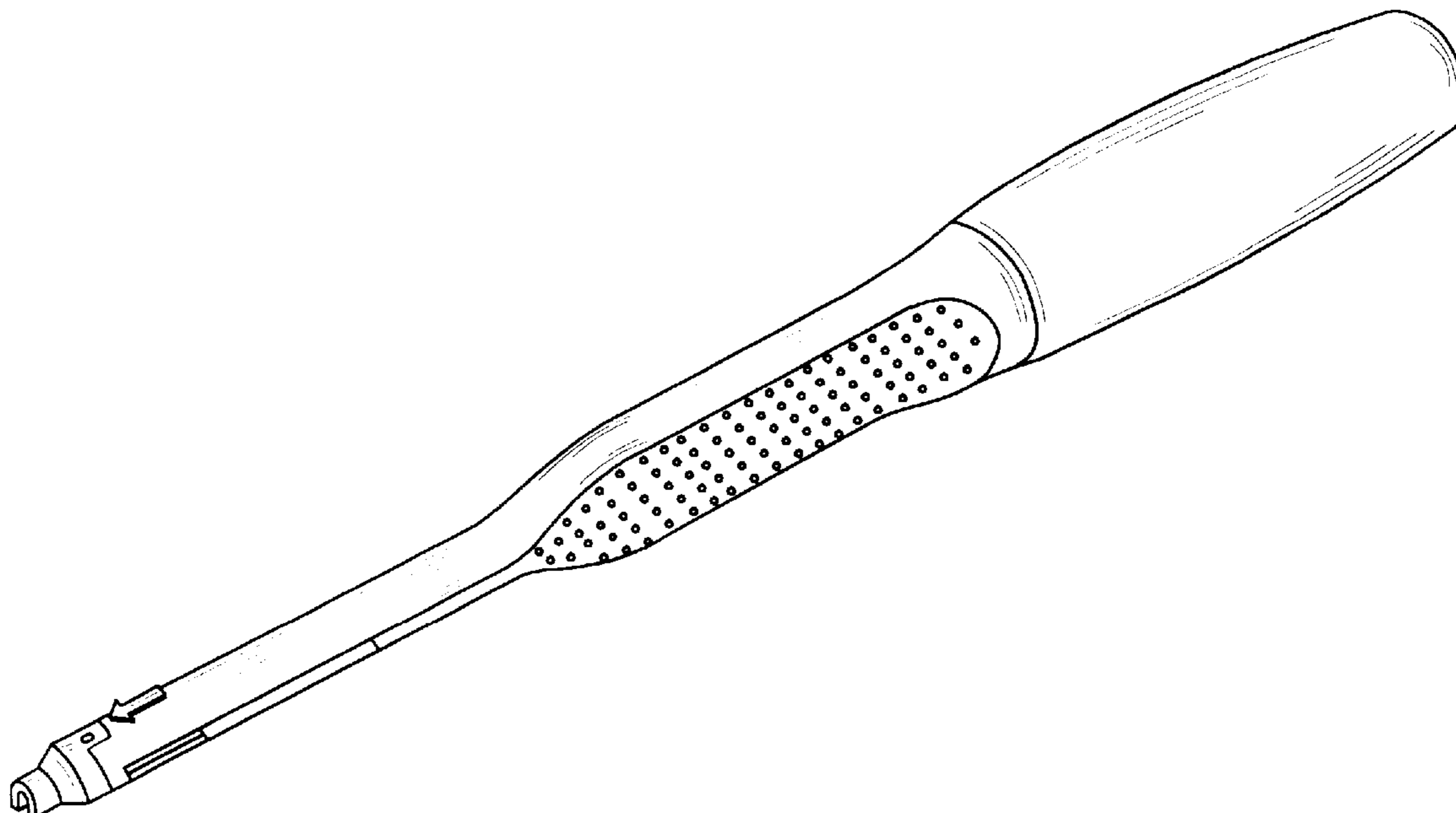
(57) **CLAIM**

The ornamental design for a curved medical device for the application of a tack to the body of a patient, as shown and described.

DESCRIPTION

FIG. 1 is a perspective view of the curved medical device for the application of a tack to the body of a patient showing our design;
FIG. 2 is a top view thereof;
FIG. 3 is a side view thereof;
FIG. 4 is a bottom view thereof;
FIG. 5 is a front end view thereof; and,
FIG. 6 is a back end view thereof.

1 Claim, 2 Drawing Sheets



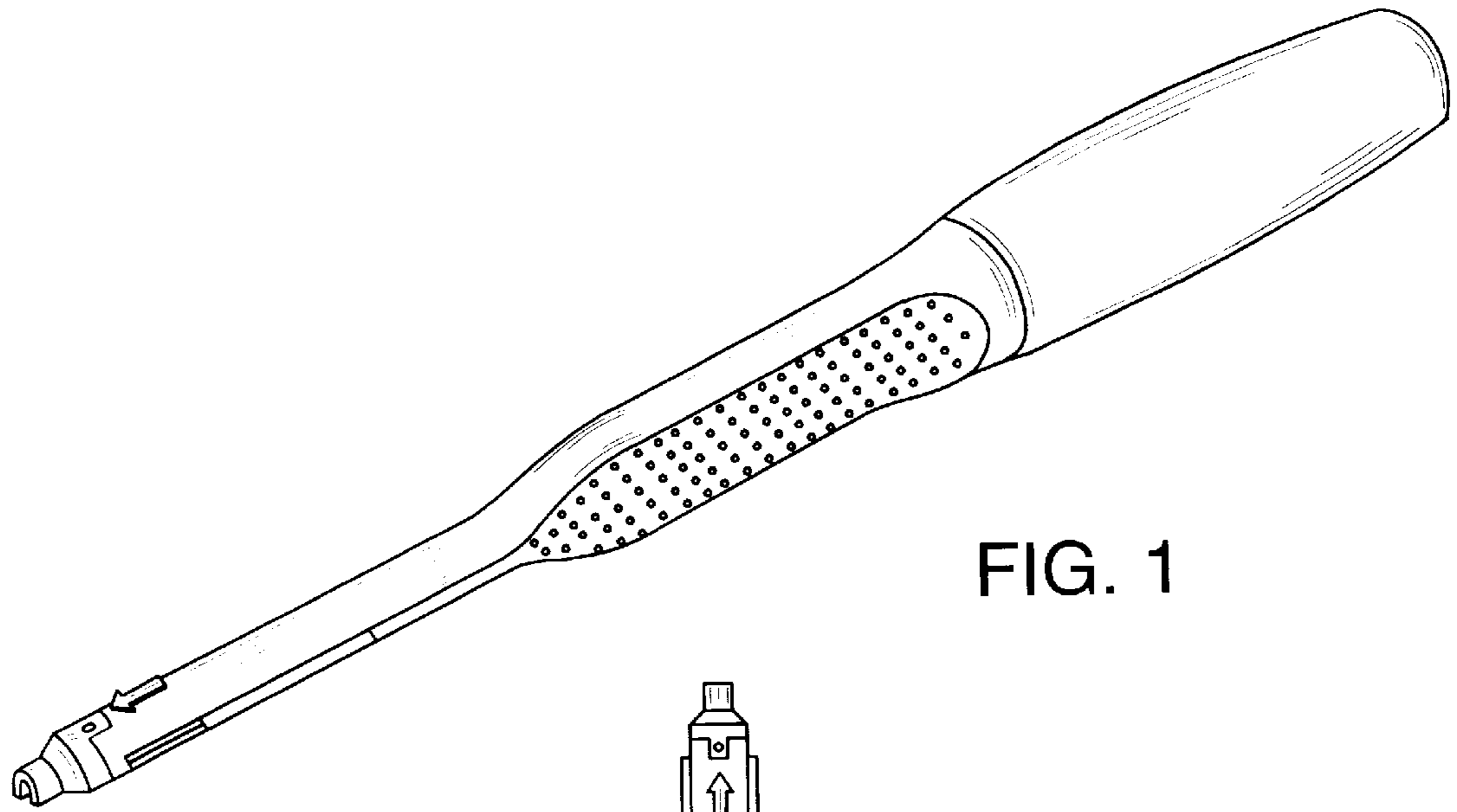


FIG. 1

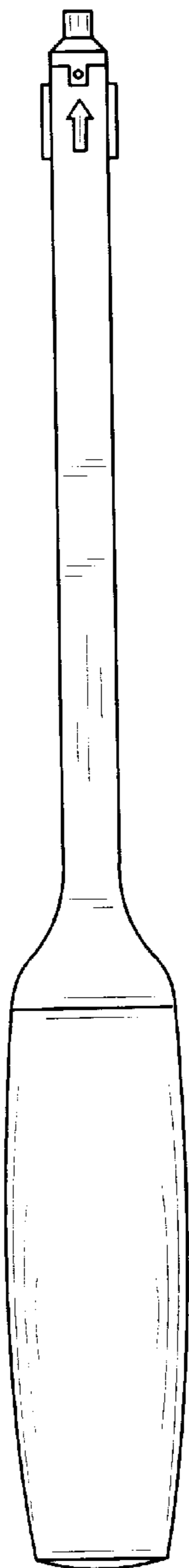


FIG. 2

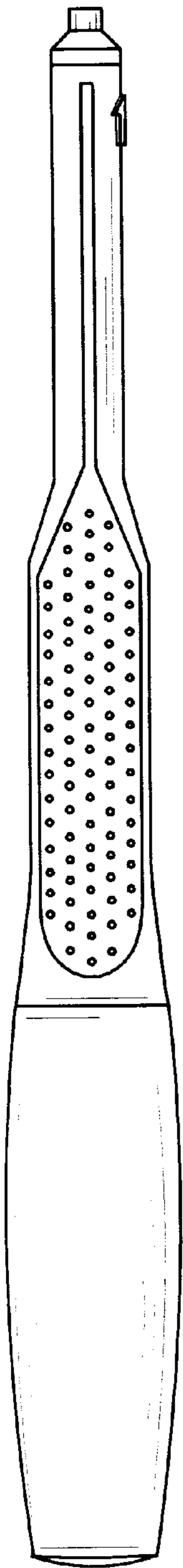


FIG. 3

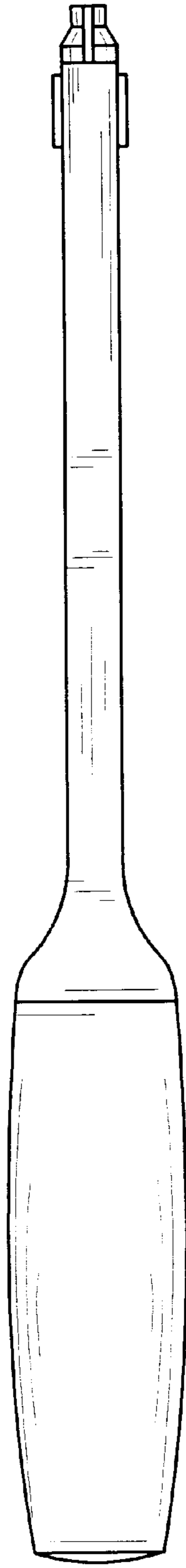


FIG. 4

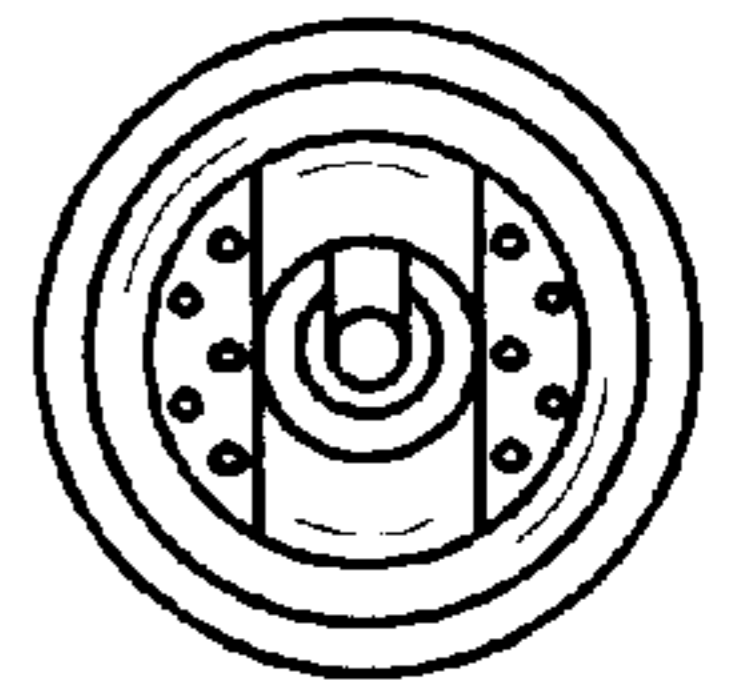


FIG. 5

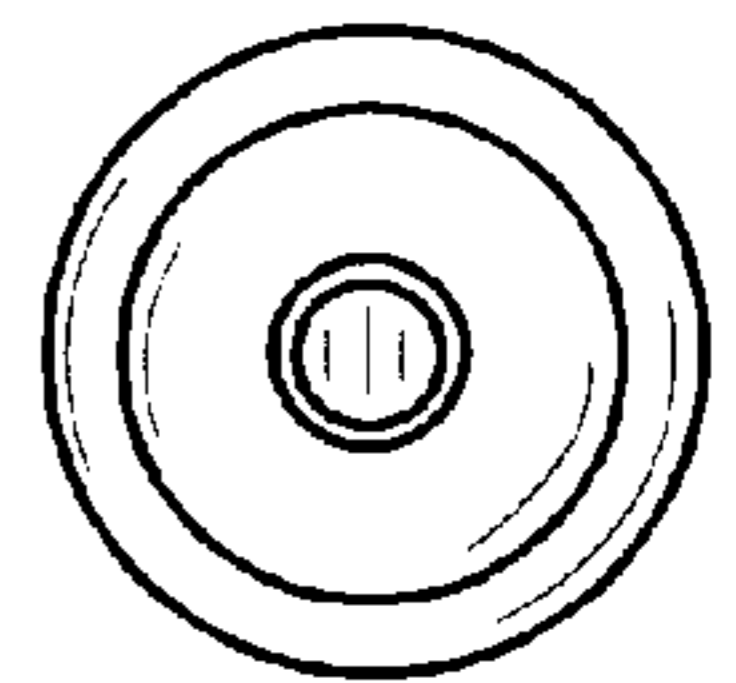


FIG. 6

UNITED STATES PATENT AND TRADEMARK OFFICE
CERTIFICATE OF CORRECTION

PATENT NO. : Des. 443,058 S
DATED : May 29, 2001
INVENTOR(S) : Paul J. Mulhauser et al.

Page 1 of 4


It is certified that error appears in the above-identified patent and that said Letters Patent is hereby corrected as shown below:

The title page should be deleted and substitute therefore the attached title page.

Delete Drawing Sheets 1 of 2 and Sheet 2 of 2 and replace with drawing sheets consisting of Figs. 1, 2, 3, 4, 5 and 6 on the attached pages.

Signed and Sealed this

Sixteenth Day of September, 2003

A handwritten signature in black ink, appearing to read "James E. Rogan", written over a horizontal line.

JAMES E. ROGAN
Director of the United States Patent and Trademark Office

(12) **United States Design Patent**
Mulhauser et al.

(10) Patent No.: **US D443,058 S**
(45) Date of Patent: **** May 29, 2001**

(54) **CURVED MEDICAL DEVICE FOR THE APPLICATION OF A TACK TO THE BODY OF A PATIENT**

(75) Inventors: **Paul J. Mulhauser**; **Bill Cowles**, both of New York, NY (US); **David R. Schiff**, Highland Park; **Jesse Gala**, Summit, both of NJ (US); **Joel Cummings**, Tyngsboro, MA (US); **Roland Deangelis**, Milton, MA (US); **Brian Clark**, Somerville, MA (US)

(73) Assignee: **Genzyme Corporation**, Cambridge, MA (US)

(**) Term: **14 Years**

(21) Appl. No.: **29/120,481**

(22) Filed: **Mar. 20, 2000**

Related U.S. Application Data

(63) Continuation-in-part of application No. 09/397,832, filed on Sep. 17, 1999.

(51) LOC (7) Cl. **24-02**

(52) U.S. Cl. **D24/145; D24/133; D24/147**

(58) Field of Search **D24/145, 147, D24/133; 606/77, 72, 104, 7**

(56) **References Cited**

U.S. PATENT DOCUMENTS

D. 330,591 * 10/1992 Rosenberg et al. D24/147
D. 402,757 * 12/1998 Davis et al. D24/133
4,532,926 8/1985 O'Holla .
4,846,835 7/1989 Grande .
4,873,976 10/1989 Schreiber .
4,895,148 1/1990 Bays et al. .

4,924,865 5/1990 Bays et al.
4,976,715 12/1990 Bays et al.
5,059,206 10/1991 Winters .
5,129,906 7/1992 Ross et al. .
5,246,441 9/1993 Ross et al. .
5,376,097 12/1994 Phillips .
5,562,704 10/1996 Tamminmaki et al. .
5,569,264 10/1996 Tamminmaki et al. .
5,636,442 6/1997 Wan .
5,723,331 3/1998 Tubo et al. .
5,815,924 10/1998 Apprille, Jr. et al. .
5,827,298 10/1998 Hart et al. .
5,843,084 12/1998 Hart et al. .
5,948,000 * 9/1999 Larsen et al. 606/72
5,971,985 * 10/1999 Carehidi et al. 606/72
6,017,348 1/2000 Hart et al. .

* cited by examiner

Primary Examiner—Ian Simmons

(74) *Attorney, Agent, or Firm*—Richard D. Allison; Thomas J. DesRosier

(57) **CLAIM**

The ornamental design for a curved medical device for the application of a tack to the body of a patient, as shown and described.

DESCRIPTION

FIG. 1 is a perspective view of the curved medical device for the application of a tack to the body of a patient showing our design;

FIG. 2 is a top view thereof;

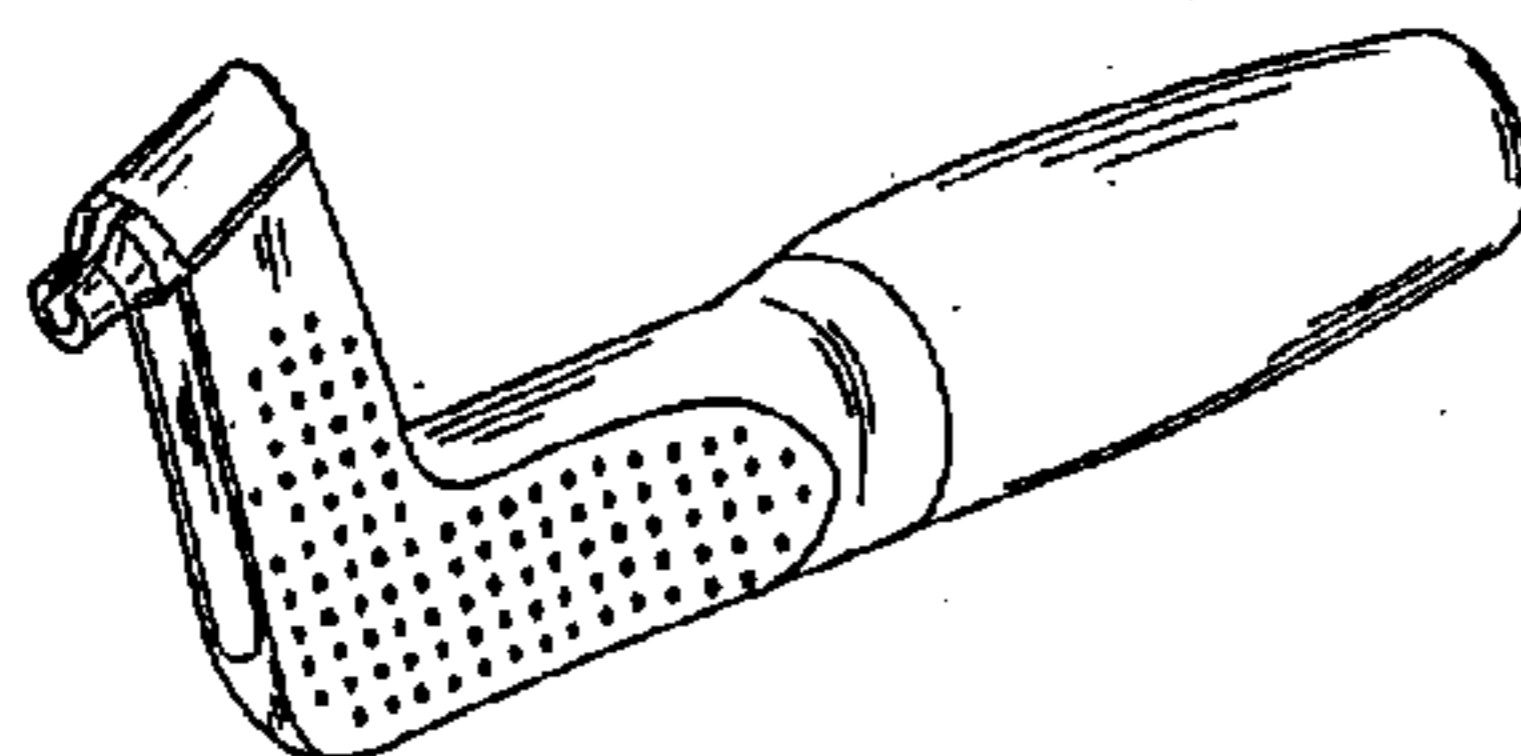
FIG. 3 is a side view thereof;

FIG. 4 is a bottom view thereof;

FIG. 5 is a front end view thereof; and,

FIG. 6 is a back end view thereof.

1 Claim, 2 Drawing Sheets



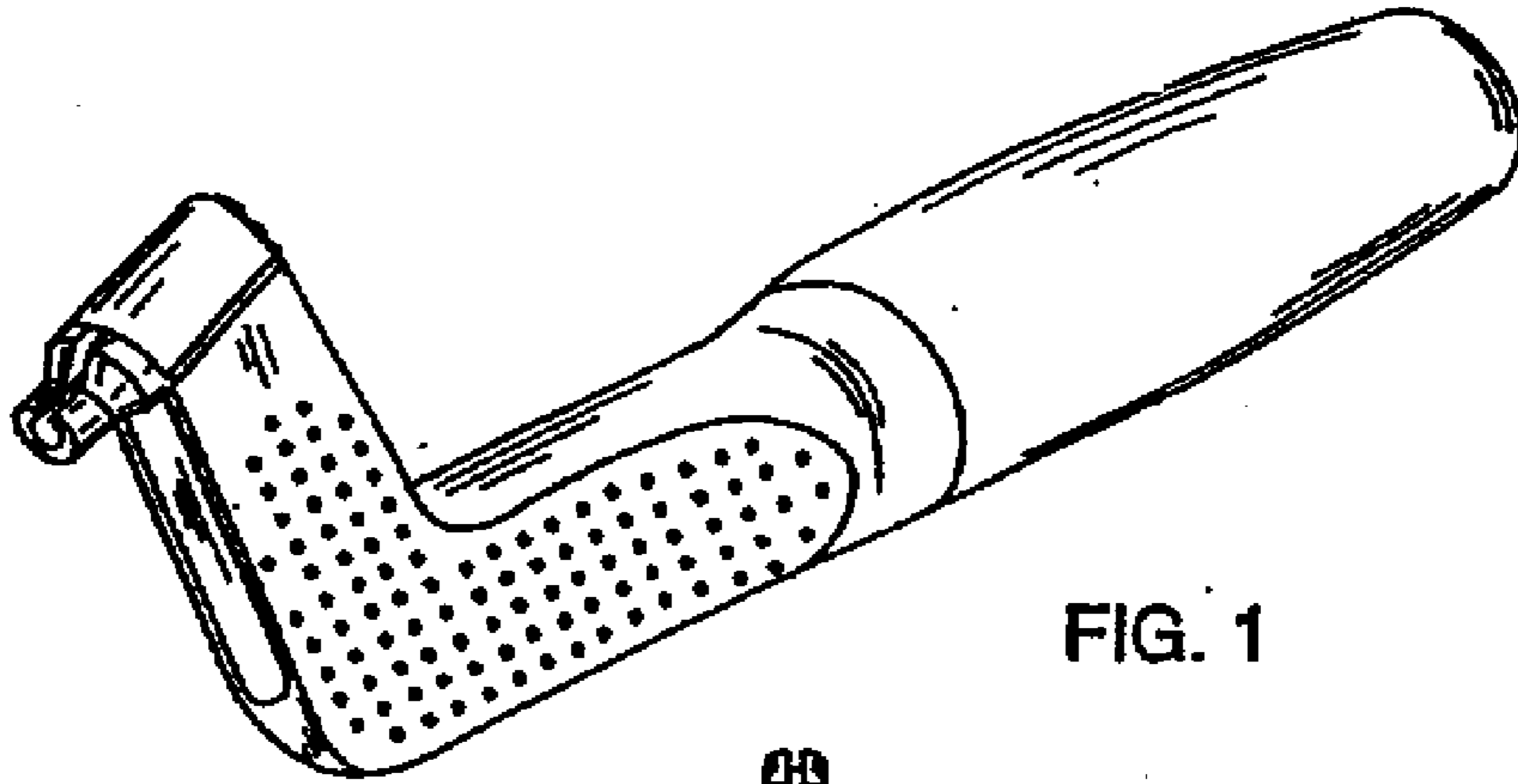


FIG. 1



FIG. 2

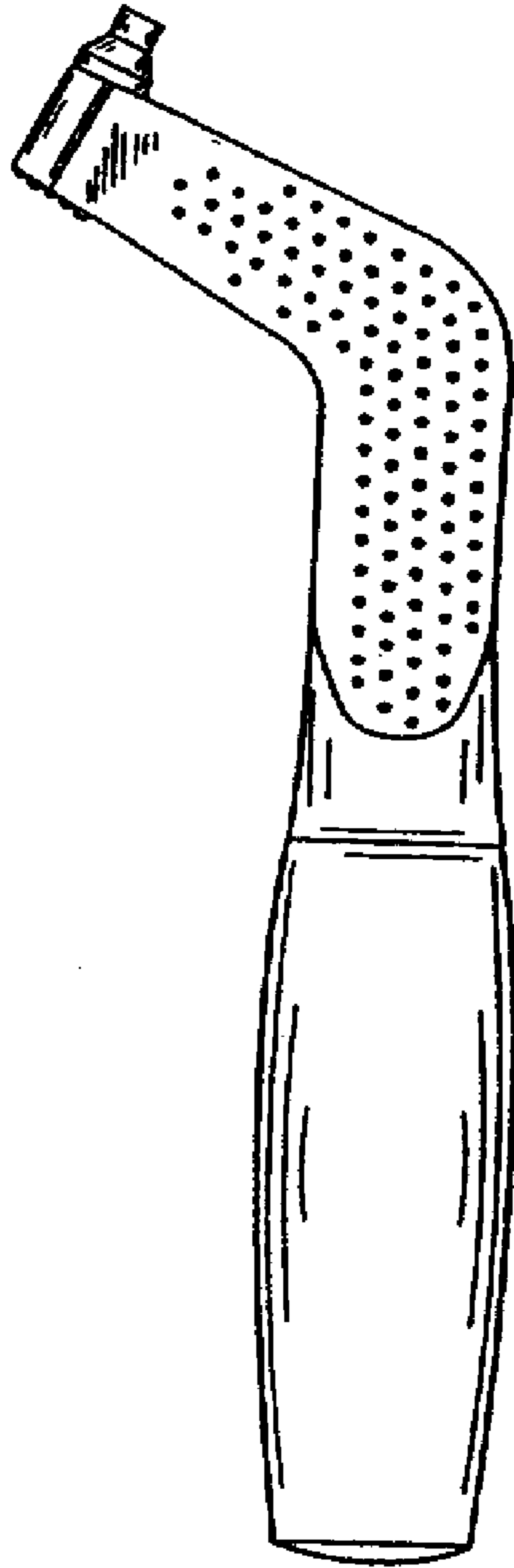


FIG. 3



FIG. 4




FIG. 5

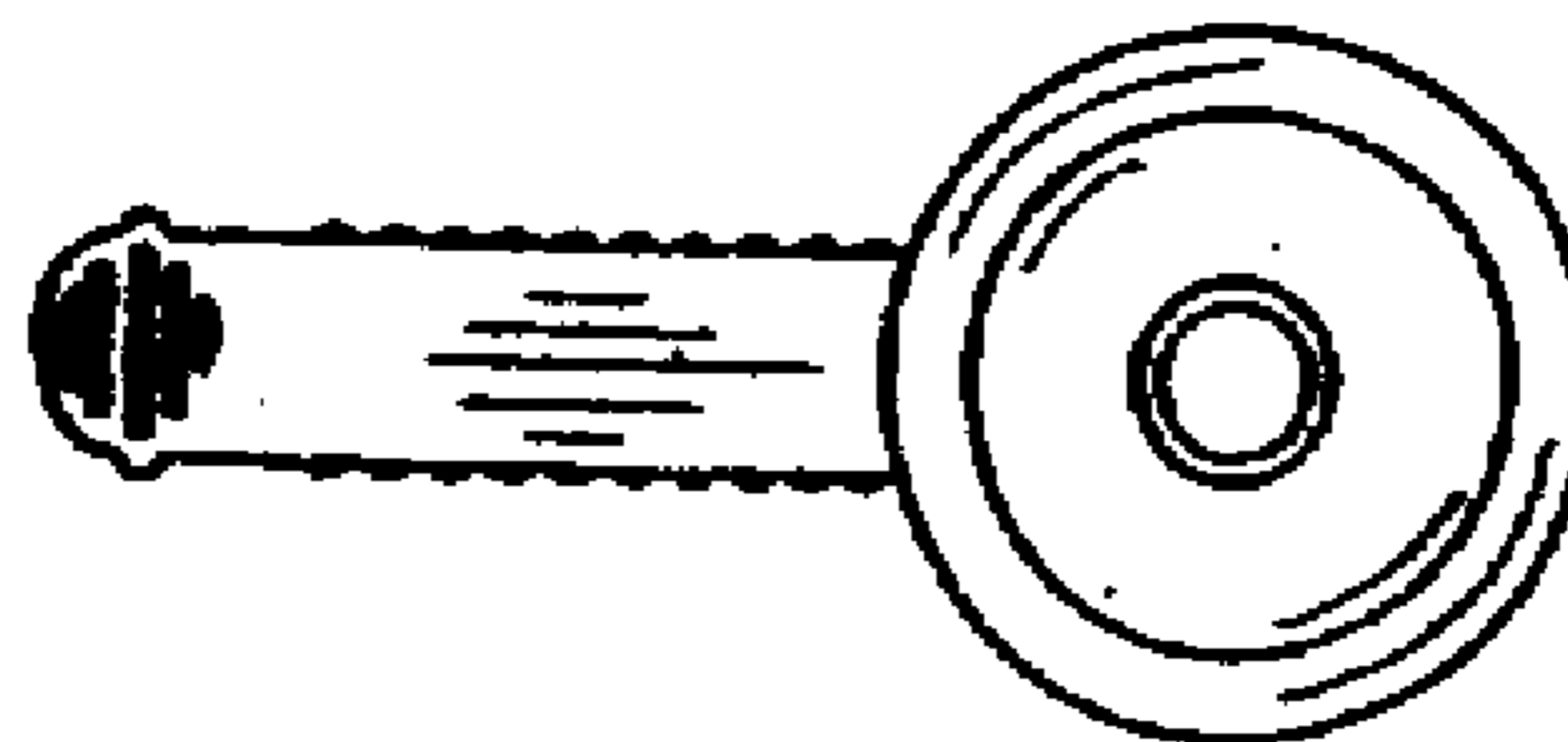


FIG. 6

UNITED STATES PATENT AND TRADEMARK OFFICE
CERTIFICATE OF CORRECTION

PATENT NO. : Des. 443,058 S
DATED : May 29, 2001
INVENTOR(S) : Paul J. Mulhauser et al.

Page 1 of 4

It is certified that error appears in the above-identified patent and that said Letters Patent is hereby corrected as shown below:


The title page should be deleted and substitute therefore the attached title page.

Delete Drawing Sheets 1 of 2 and Sheet 2 of 2 and replace with drawing sheets consisting of Figs. 1, 2, 3, 4, 5 and 6 on the attached pages.

This certificate supersedes Certificate of Correction issued September 16, 2003.

Signed and Sealed this

Fourteenth Day of October, 2003

A handwritten signature in black ink, appearing to read "James E. Rogan", with a horizontal line underneath.

JAMES E. ROGAN
Director of the United States Patent and Trademark Office

(12) **United States Design Patent**
Mulhauser et al.

(10) Patent No.: **US D443,058 S**
(45) Date of Patent: **** May 29, 2001**

(54) **CURVED MEDICAL DEVICE FOR THE APPLICATION OF A TACK TO THE BODY OF A PATIENT**

(75) Inventors: **Paul J. Mulhauser**; **Bill Cowles**, both of New York, NY (US); **David R. Schiff**, Highland Park; **Jesse Gala**, Summit, both of NJ (US); **Joel Cummings**, Tyngshoro, MA (US); **Roland Deangelis**, Milton, MA (US); **Brian Clark**, Somerville, MA (US)

(73) Assignee: **Genzyme Corporation**, Cambridge, MA (US)

(**) Term: **14 Years**

(21) Appl. No.: **29/120,481**

(22) Filed: **Mar. 20, 2000**

Related U.S. Application Data

(63) Continuation-in-part of application No. 09/397,832, filed on Sep. 17, 1999.

(51) LOC (7) Cl. **24-02**

(52) U.S. Cl. **D24/145; D24/133; D24/147**

(58) Field of Search **D24/145, 147, D24/133; 606/77, 72, 104, 7**

(56) **References Cited**

U.S. PATENT DOCUMENTS

D. 330,591 * 10/1992 Rosenberg et al. D24/147
D. 402,757 * 12/1998 Davis et al. D24/133
4,532,926 8/1985 O'Holla .
4,846,835 7/1989 Grande .
4,873,976 10/1989 Schreiber .
4,895,148 1/1990 Bays et al. .

4,924,865 5/1990 Bays et al.
4,976,715 12/1990 Bays et al.
5,059,206 10/1991 Winters .
5,129,906 7/1992 Ross et al. .
5,246,441 9/1993 Ross et al. .
5,376,097 12/1994 Phillips .
5,562,704 10/1996 Tamminmaki et al. .
5,569,264 10/1996 Tamminmaki et al. .
5,636,442 6/1997 Wan .
5,723,331 3/1998 Tubo et al. .
5,815,924 10/1998 Apprille, Jr. et al. .
5,827,298 10/1998 Hart et al. .
5,843,084 12/1998 Hart et al. .
5,948,000 * 9/1999 Larsen et al. 606/72
5,971,985 * 10/1999 Carehidi et al. 606/72
6,017,348 1/2000 Hart et al. .

* cited by examiner

Primary Examiner—Ian Simmons

(74) *Attorney, Agent, or Firm*—Richard D. Allison; Thomas J. DesRosier

(57) **CLAIM**

The ornamental design for a curved medical device for the application of a tack to the body of a patient, as shown and described.

DESCRIPTION

FIG. 1 is a perspective view of the curved medical device for the application of a tack to the body of a patient showing our design;

FIG. 2 is a top view thereof;

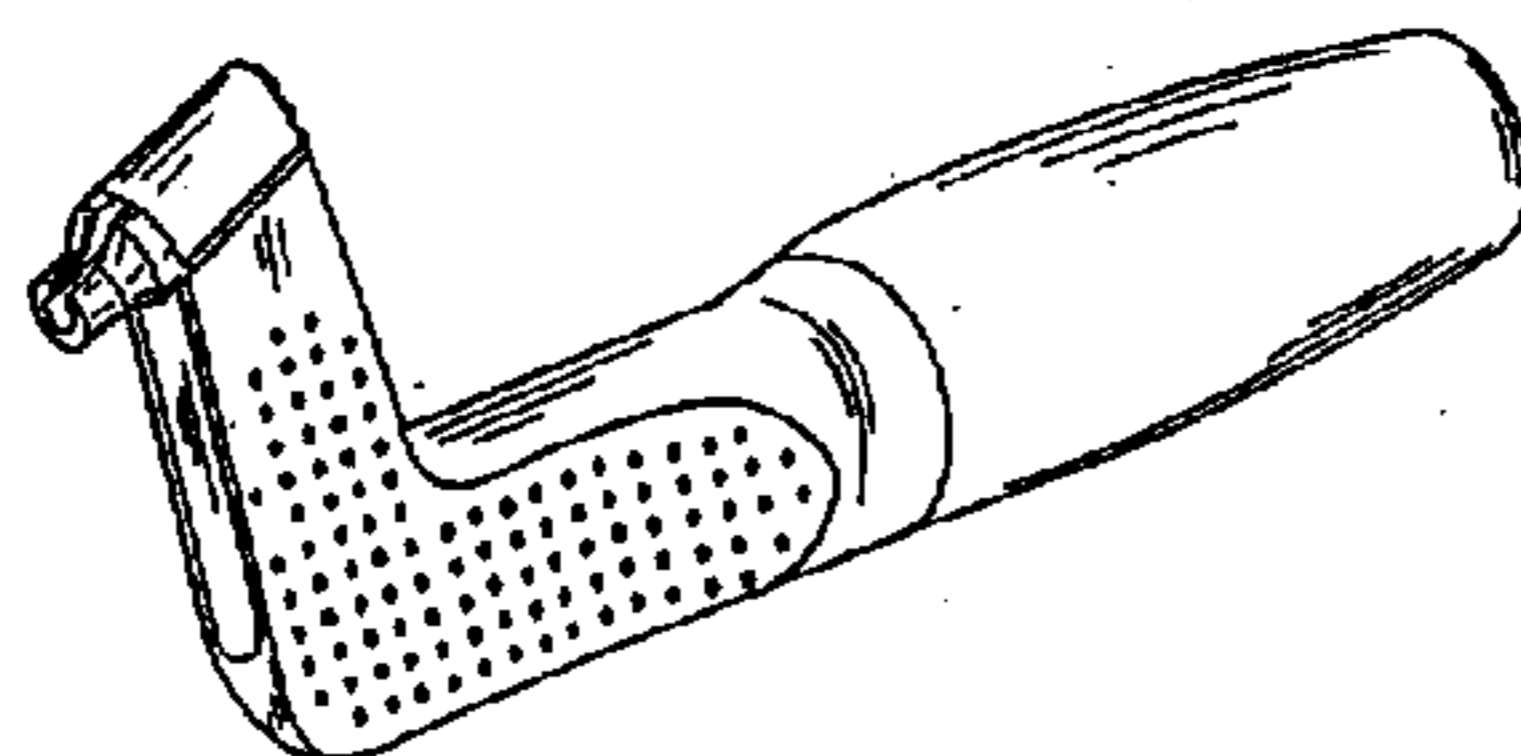
FIG. 3 is a side view thereof;

FIG. 4 is a bottom view thereof;

FIG. 5 is a front end view thereof; and,

FIG. 6 is a back end view thereof.

1 Claim, 2 Drawing Sheets



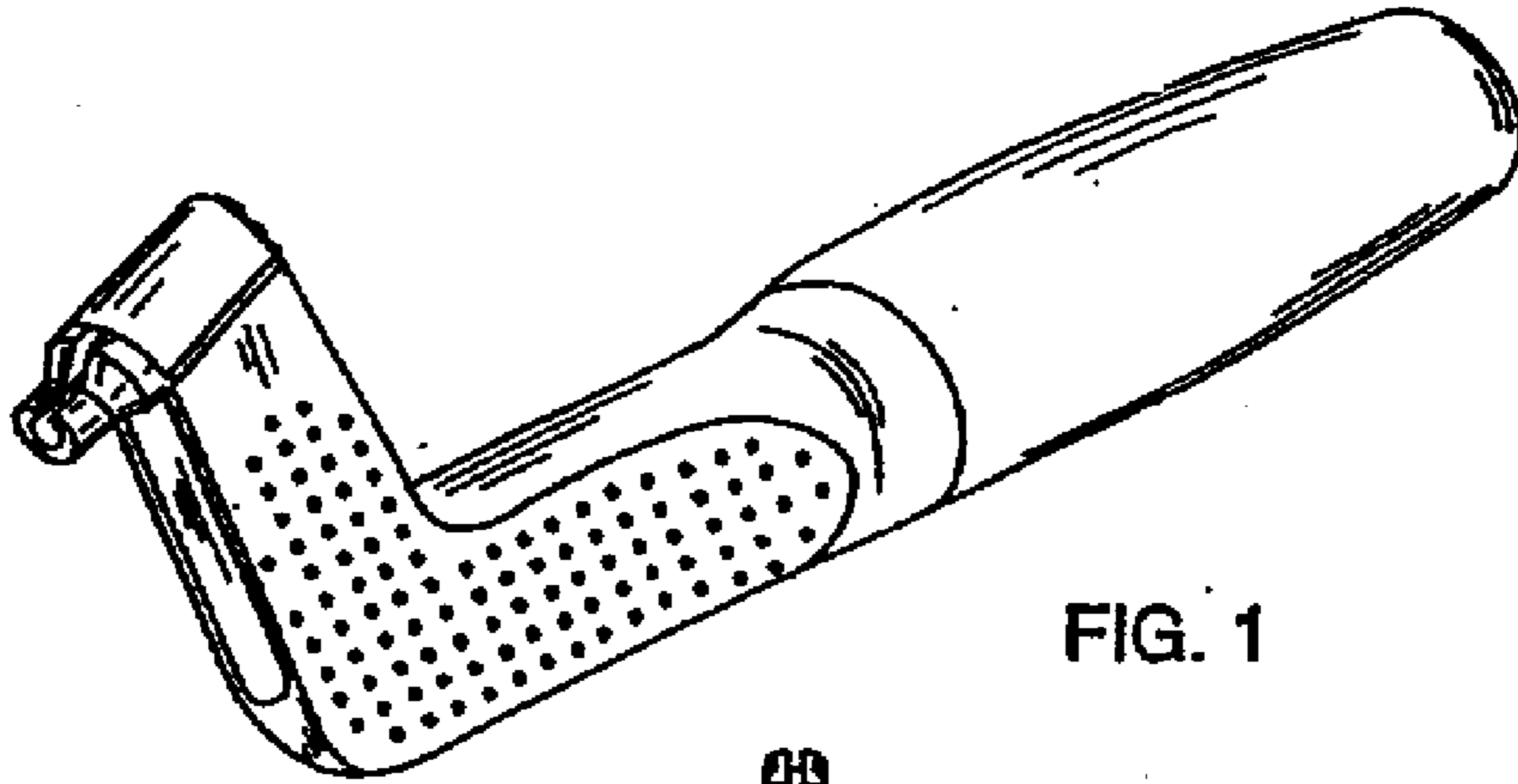


FIG. 1



FIG. 2

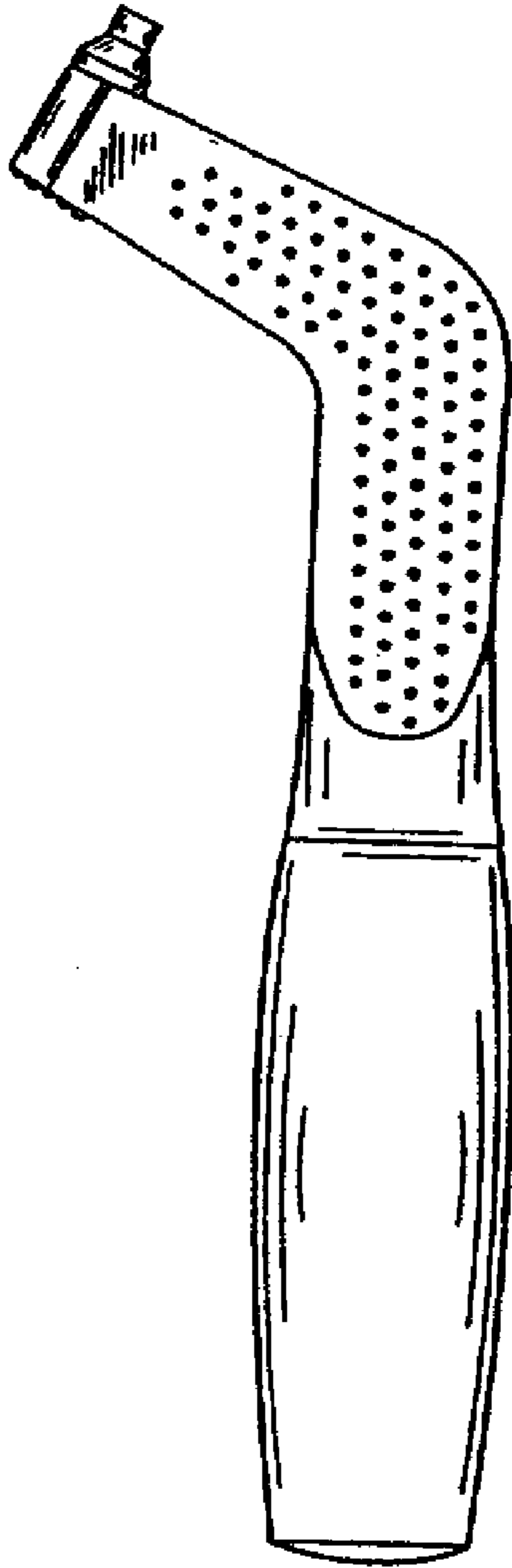


FIG. 3



FIG. 4




FIG. 5

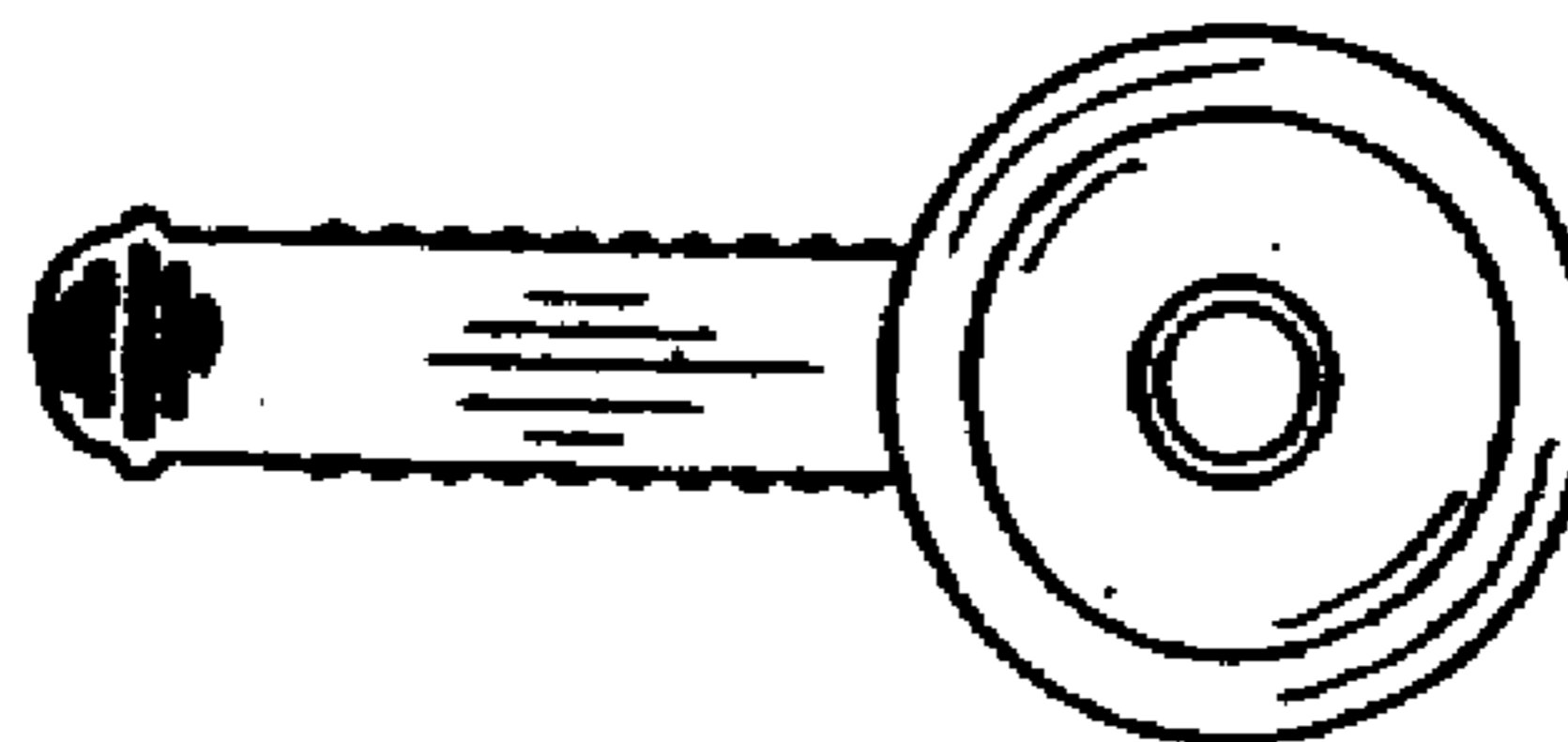


FIG. 6