



US00D443052S

(12) **United States Design Patent**
McKeone et al.

(10) **Patent No.:** **US D443,052 S**

(45) **Date of Patent:** **** May 29, 2001**

(54) **TANK FOR WATER CLOSET**

(75) Inventors: **William C. McKeone; Anna-Pia K. Slothower**, both of Sheboygan, WI (US)

(73) Assignee: **Kohler Co.**, Kohler, WI (US)

(**) Term: **14 Years**

(21) Appl. No.: **29/121,440**

(22) Filed: **Apr. 6, 2000**

(51) **LOC (7) Cl.** **23-02**

(52) **U.S. Cl.** **D23/313**

(58) **Field of Search** D23/273, 295,
D23/296-301, 303, 309-313; 4/253, 300,
321, 328, 329, 353, 419, 901, 902

(56) **References Cited**

U.S. PATENT DOCUMENTS

D. 85,560	*	5/1931	Tilden	D23/313
D. 298,565	*	11/1988	Kohler, Jr.	D23/313
D. 323,381		1/1992	McKeone et al.	D23/313
D. 349,953	*	8/1994	Kohler, Jr. et al.	D23/313
D. 390,934	*	2/1998	McKeone	D23/313
D. 409,735	*	5/1999	Svendsen	D23/301
D. 422,065	*	3/2000	Kawamura	D23/301
915,981	*	3/1909	Mack	4/353
1,701,682	*	2/1929	Lawton	4/353

OTHER PUBLICATIONS

Undated Kohler catalog ad, p. 104, showing a "Fleur Lite" toilet.

1914 Kohler catalog ad, p. 321, showing an "Armeda" toilet.

Undated Kohler catalog ad, p. 15.12, showing a "Memoirs" toilet.

* cited by examiner

Primary Examiner—Louis S. Zarfes

Assistant Examiner—Robert A. Delehanty

(74) *Attorney, Agent, or Firm*—Quarles & Brady LLP

(57) **CLAIM**

The ornamental design for a tank for water closet, as shown and described.

DESCRIPTION

In a preferred embodiment, the nature of this product is as a water reservoir for a water closet.

FIG. 1 is a left, top, front perspective view of a tank for water closet embodying our new design;

FIG. 2 is a front elevational view thereof;

FIG. 3 is a left side elevational view thereof, the right side elevational view being a mirror image of the left side shown;

FIG. 4 is a rear elevational view thereof;

FIG. 5 is a top plan view thereof;

FIG. 6 is a bottom plan view thereof; and,

FIG. 7 is a cross-sectional view thereof.

The broken line representations of different pull knobs in FIGS. 1 and 2, and of holes in FIGS. 4-6, are for the purpose of illustration only, and form no part of the claimed design.

1 Claim, 3 Drawing Sheets

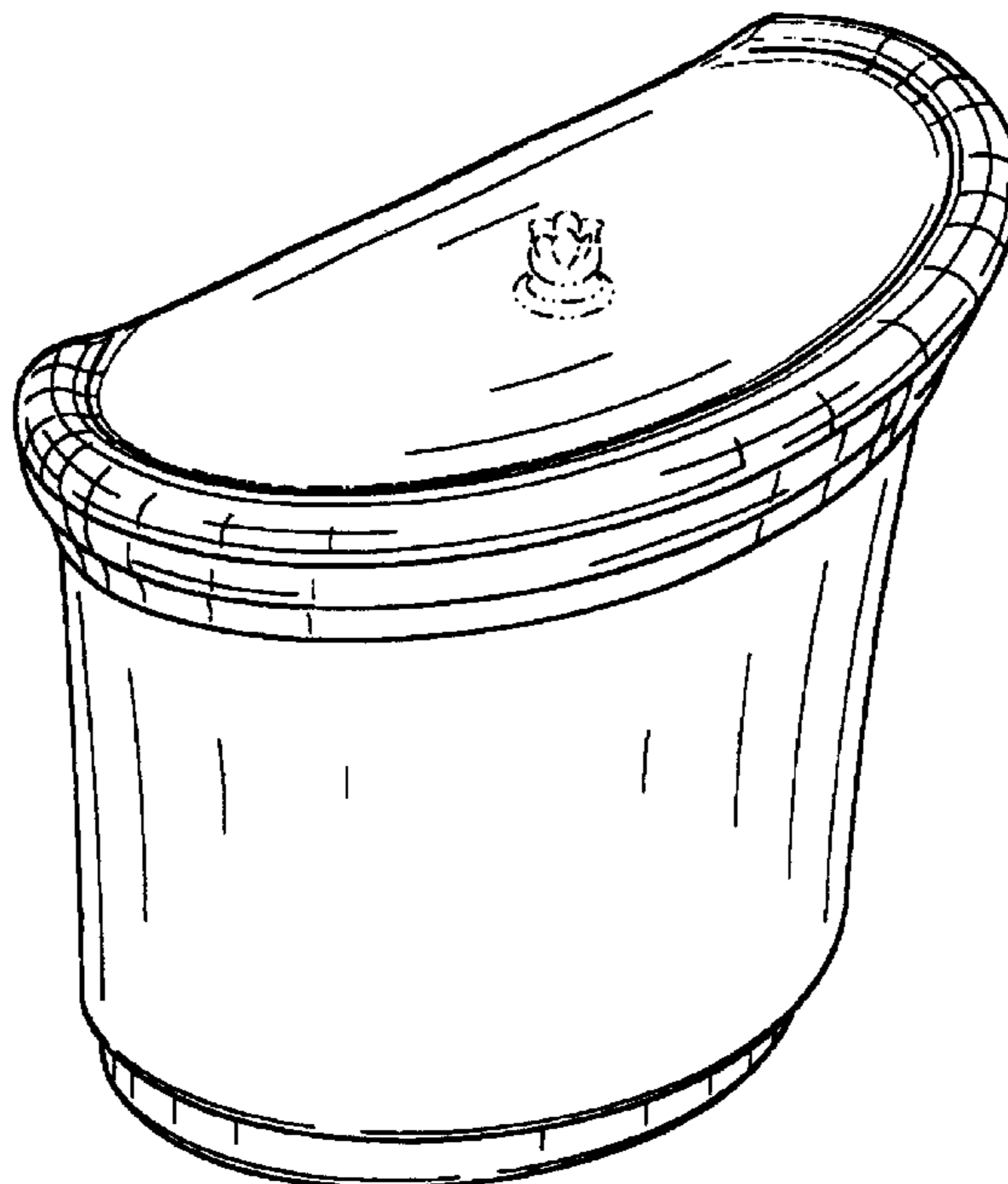


FIG. 1

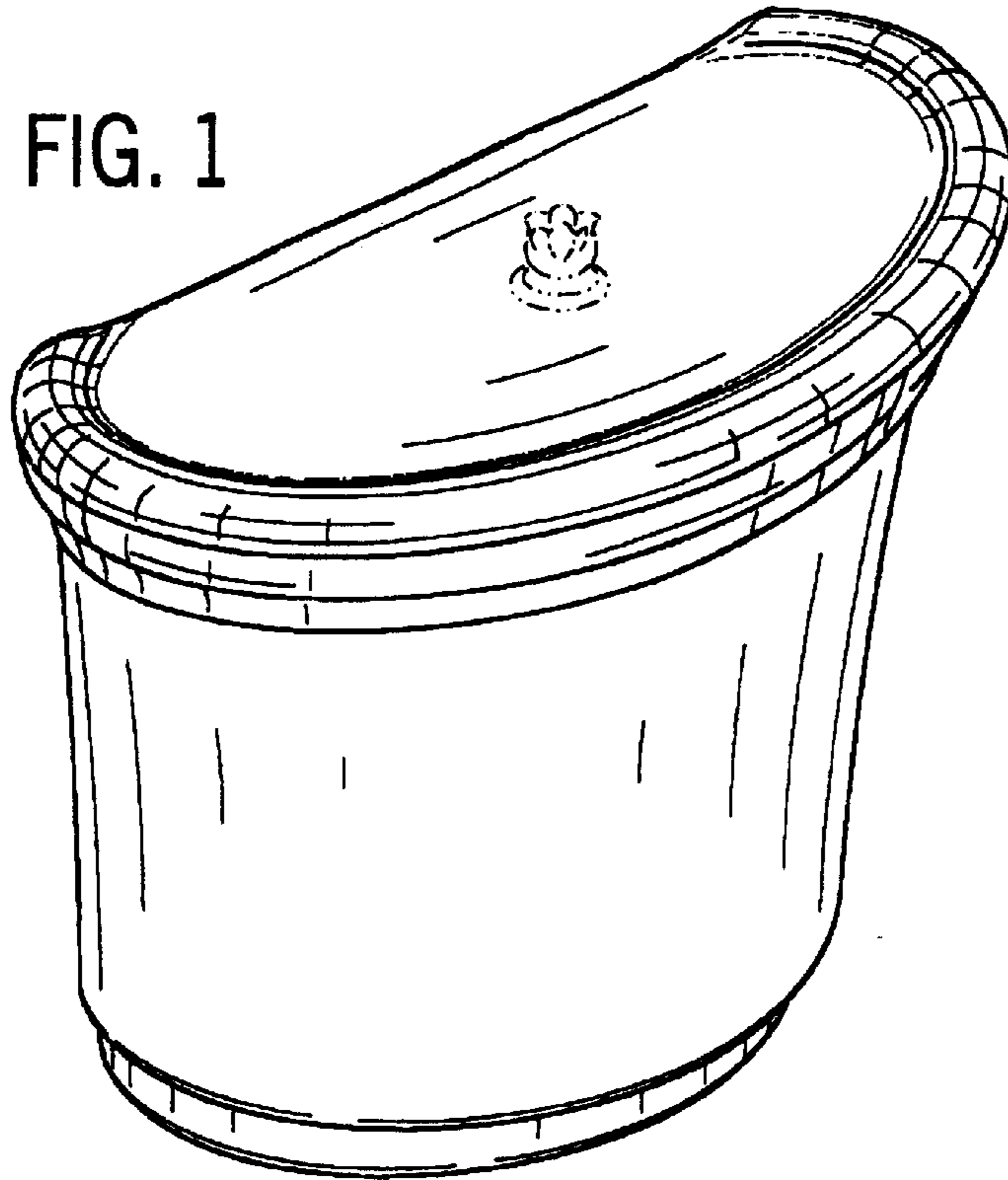


FIG. 2

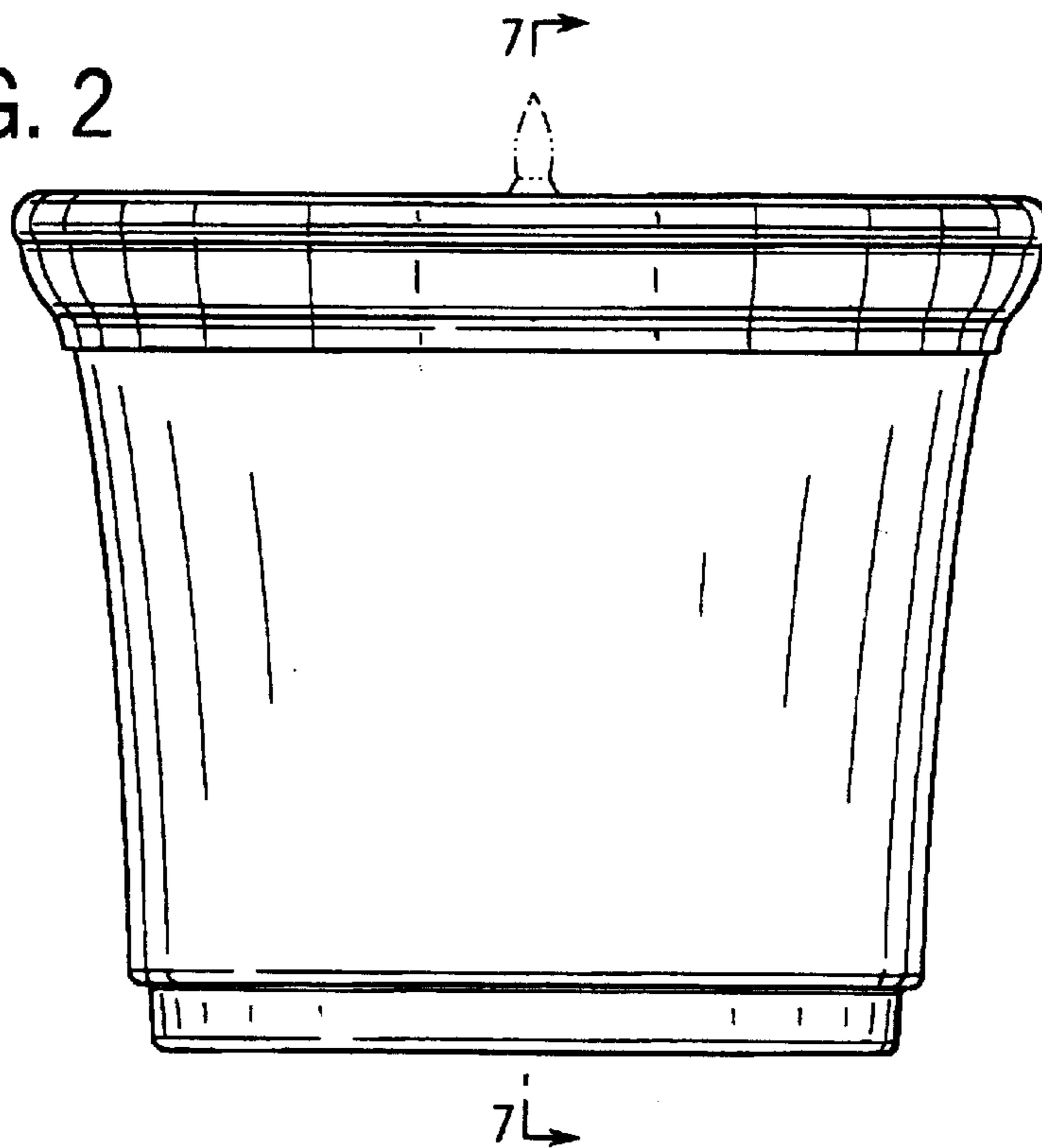


FIG. 3

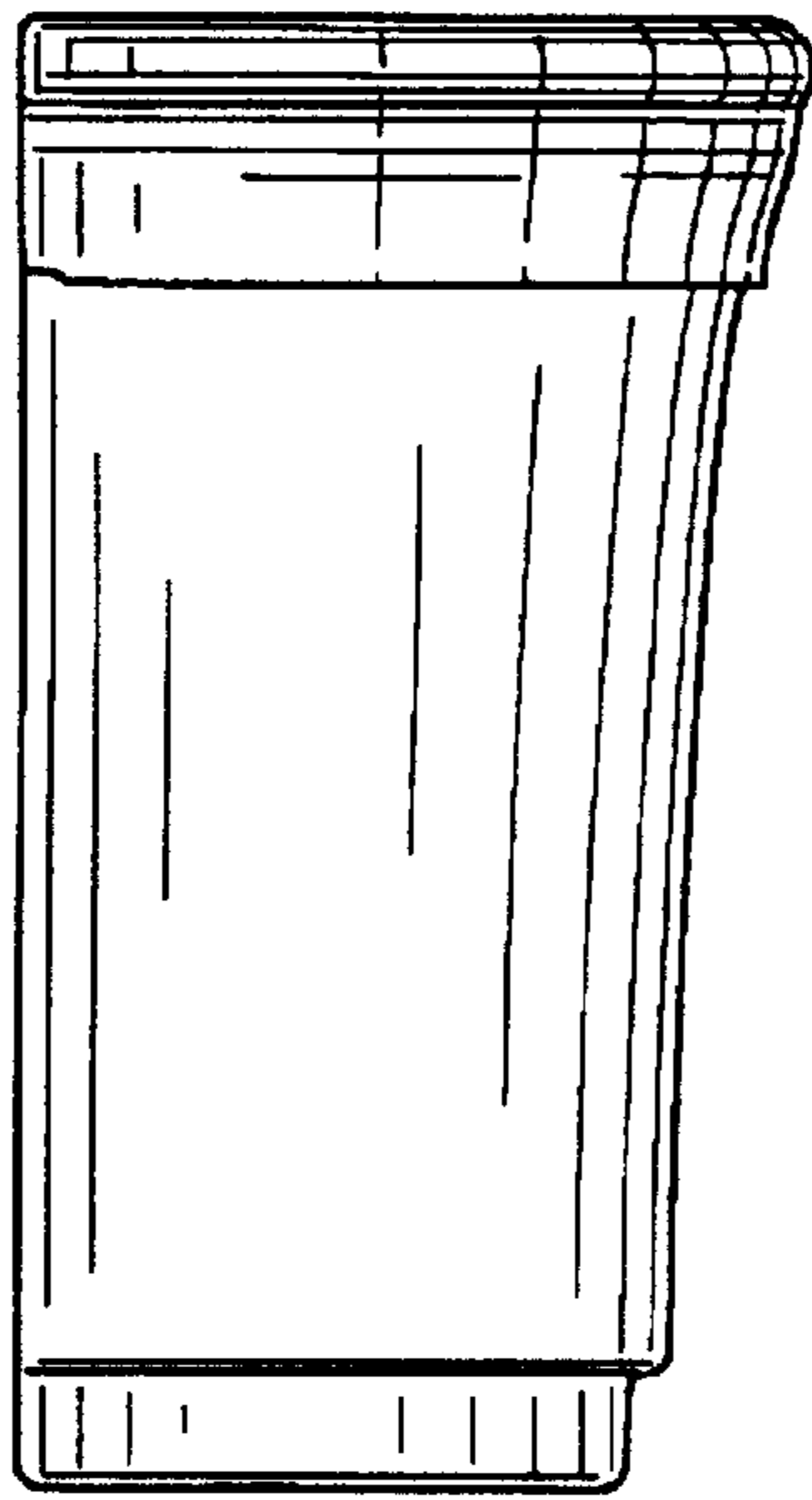


FIG. 4




FIG. 5



FIG. 6

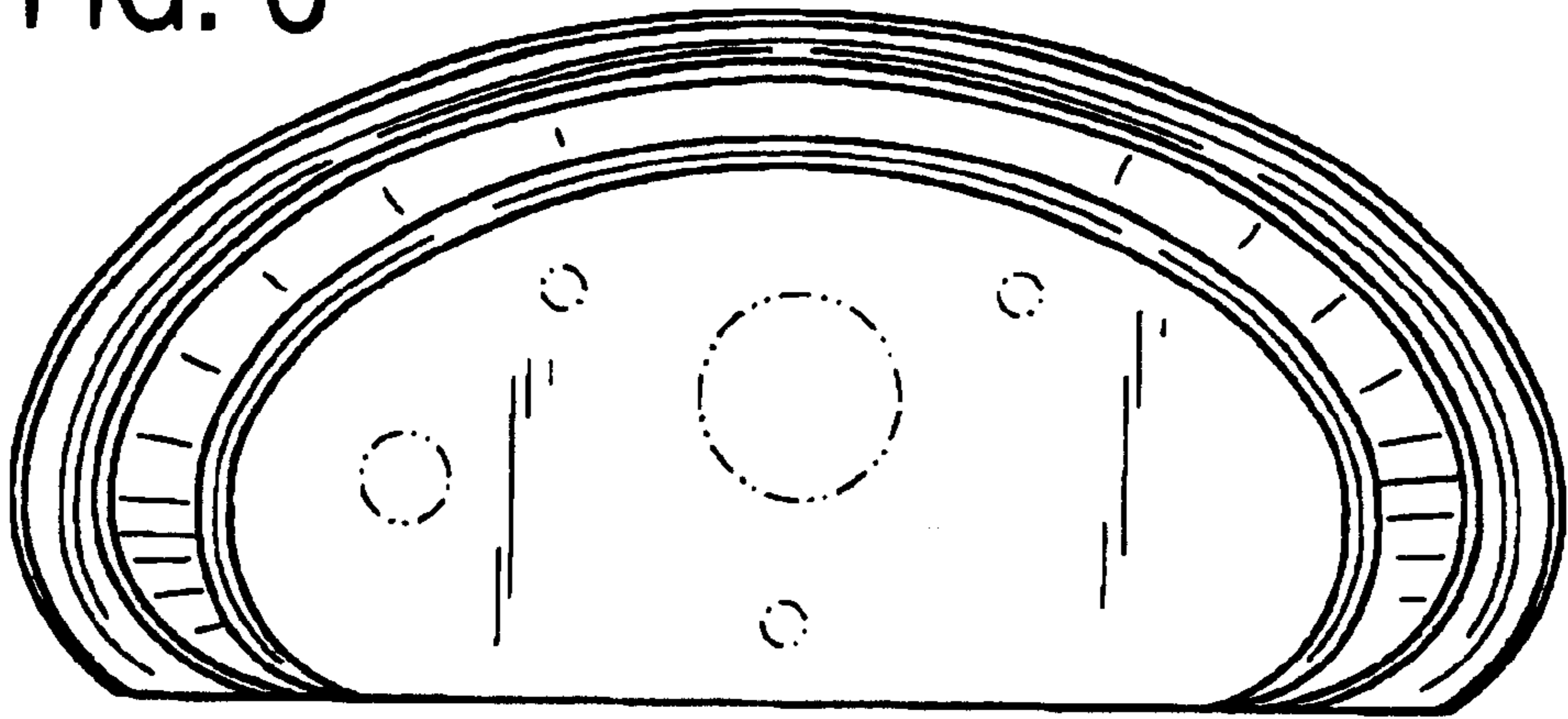


FIG. 7

