



US00D443015S

(12) **United States Design Patent**  
**Abdo**

(10) **Patent No.:** **US D443,015 S**

(45) **Date of Patent:** **\*\* May 29, 2001**

(54) **SET OF CLEANING DEVICES**

(76) Inventor: **Saïde Abdo**, 714 Tanbark Ave.,  
Dimondale, MI (US) 48821

(\*\*) Term: **14 Years**

(21) Appl. No.: **29/130,024**

(22) Filed: **Sep. 26, 2000**

**Related U.S. Application Data**

(63) Continuation of application No. 07/696,105, filed on May 6,  
1991, now abandoned.

(51) **LOC (7) Cl.** ..... **22-01**

(52) **U.S. Cl.** ..... **D22/108; D22/199**

(58) **Field of Search** ..... D21/108, 199;  
15/104.16, 104.165, 104.2, 164, 114, 206,  
104.93, 104.94, 209.1, 210.1; 42/95

(56) **References Cited**

**U.S. PATENT DOCUMENTS**

1,983,536	12/1934	Carlson .
2,544,847	3/1951	Malesky .
2,616,109	11/1952	Gardner .
2,623,003	12/1952	Friedlob et al. .
2,897,525	8/1959	Goodwin et al. .
3,924,335	12/1975	Balamuth et al. .
4,552,531	11/1985	Martin .
4,674,218	6/1987	Bottomley .

4,716,673 1/1988 Williams et al. .

4,759,713 7/1988 Heiss et al. .

5,920,940 \* 7/1999 Kauska et al. .... 15/104.94

\* cited by examiner

*Primary Examiner*—Antoine Duval Davis

(74) *Attorney, Agent, or Firm*—Ian C. McLeod

(57) **CLAIM**

The ornamental design for a set of cleaning devices, as shown and described.

**DESCRIPTION**

FIG. 1 is a front view illustrating one of a set of a cleaning devices, especially for firearms, of the present invention.

FIG. 2 is a side perspective view of the cleaning device of FIG. 1.

FIG. 3 is a cross-sectional view along line 3—3 of FIG. 1 showing the circular cross-section of the arcuate section.

FIG. 4 is a cross-sectional view along line 4—4 of FIG. 2 showing a square cross-section of portion.

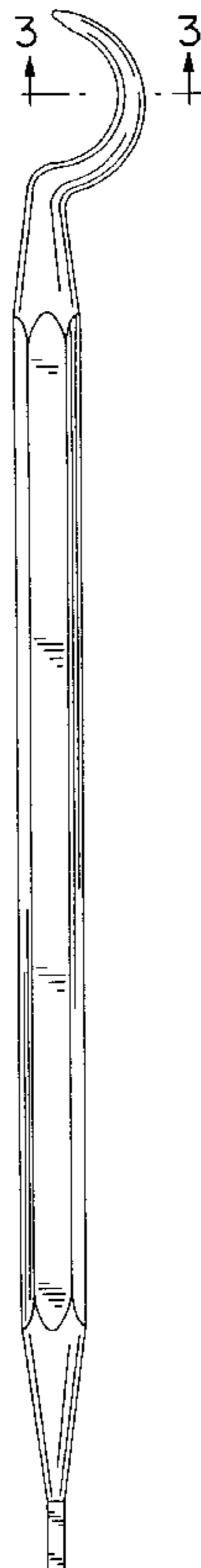
FIG. 5 is a front view illustrating another of the set of a second cleaning devices of the present invention.

FIG. 6 is a side perspective view of the cleaning device of FIG. 5.

FIG. 7 is a cross-sectional view along line 7—7 of FIG. 5; and,

FIG. 8 is a cross-sectional view along line 8—8 of FIG. 6.

**1 Claim, 2 Drawing Sheets**



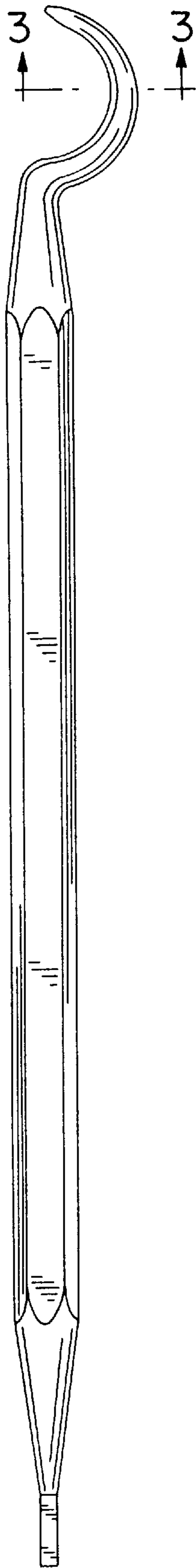


FIG. 1

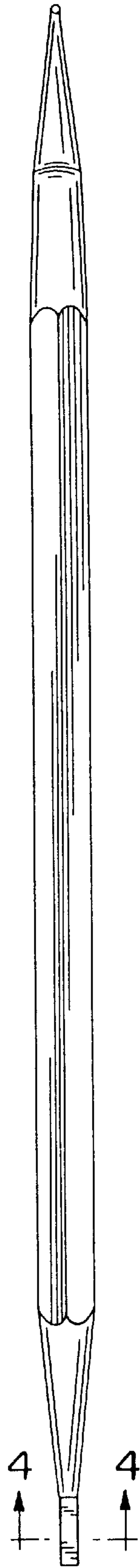


FIG. 2

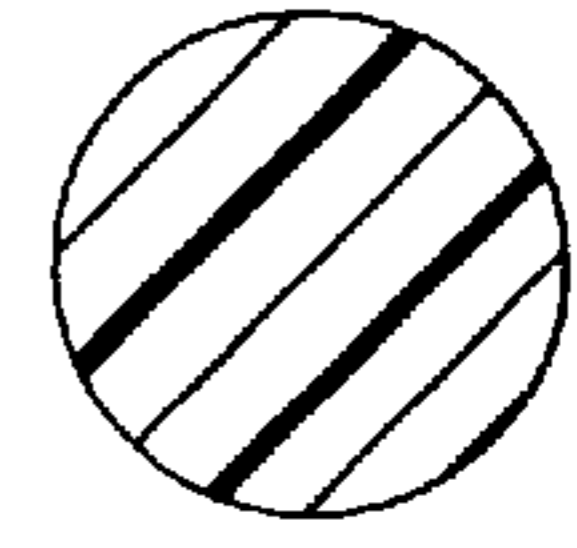


FIG. 3

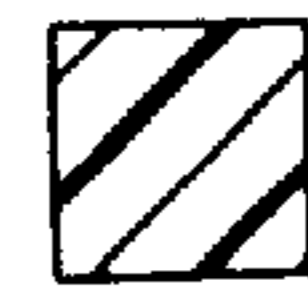


FIG. 4

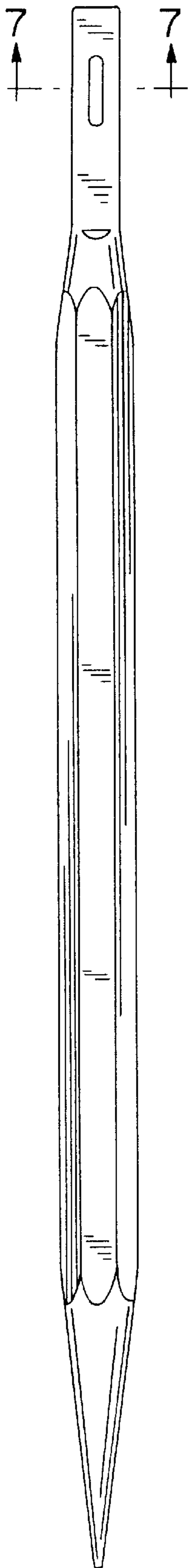


FIG. 5

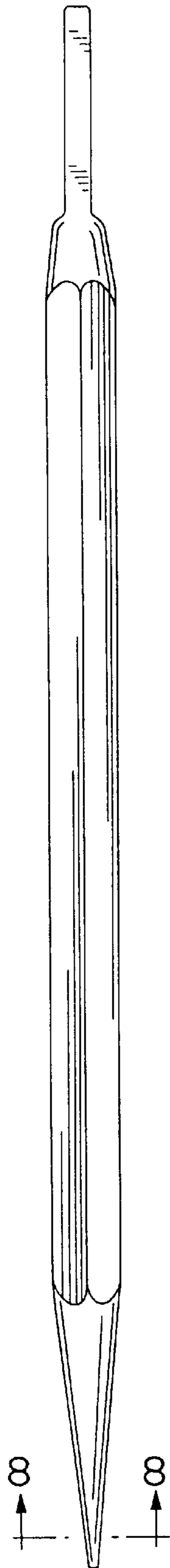


FIG. 6

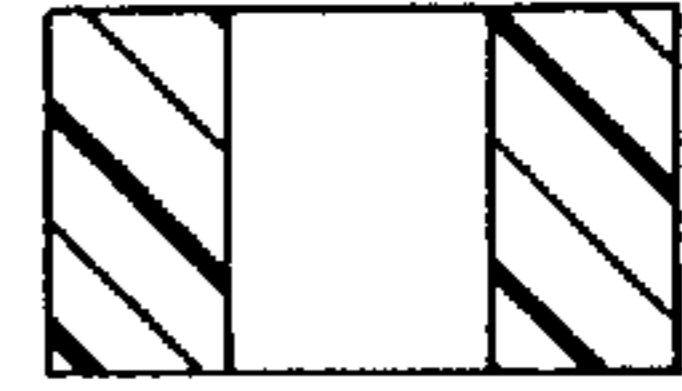


FIG. 7



FIG. 8