



US00D443011S

(12) **United States Design Patent**
Baker

(10) **Patent No.:** **US D443,011 S**

(45) **Date of Patent:** **** May 29, 2001**

(54) **POOL TABLE BLIND**

(76) **Inventor:** **Ray H. Baker**, 1752 Misty Meadow Cir., Sandy, UT (US) 84093

(**) **Term:** **14 Years**

(21) **Appl. No.:** **29/126,247**

(22) **Filed:** **Jul. 10, 2000**

Related U.S. Application Data

(63) Continuation-in-part of application No. 29/109,574, filed on Aug. 17, 1999, now abandoned.

(51) **LOC (7) Cl.** **06-03**

(52) **U.S. Cl.** **D21/783**

(58) **Field of Search** D21/782, 783, D21/784, 385; D6/491-495; D5/6, 15, 29, 99; 473/1, 4, 31, 32, 33; 292/338, 345

(56) **References Cited**

U.S. PATENT DOCUMENTS

| | | | | |
|------------|-----------|--------------|-------|---------|
| D. 13,440 | 11/1882 | Herman | | D21/784 |
| D. 25,646 | 6/1896 | Bensinger | | D21/782 |
| D. 89,903 | 5/1933 | Matteson | | D21/784 |
| D. 97,250 | * 10/1935 | Berth | | D6/495 |
| 156,768 | 11/1874 | Buntin | | 473/33 |
| D. 210,031 | * 1/1968 | Thorn et al. | | D6/494 |

| | | | | |
|------------|----------|-----------|-------|--------|
| 214,368 | 4/1879 | Collender | | 473/33 |
| D. 225,957 | * 1/1973 | Chapin | | D6/494 |
| 249,541 | 11/1881 | Morse | | 473/33 |
| D. 287,558 | * 1/1987 | Hull | | D6/494 |
| 3,521,847 | 7/1970 | Porter | | 473/33 |

OTHER PUBLICATIONS

Brunswick Balke Collender Co., pp. 9, 11,22 and 29.

* cited by examiner

Primary Examiner—Prabhakar Deshmukh

(74) *Attorney, Agent, or Firm*—Madson & Metcalf

(57) **CLAIM**

The ornamental design for a pool table blind, as shown and described.

DESCRIPTION


FIG. 1 is a side elevational view of a pool table blind of my new design.

FIG. 2 is a front elevational view of a pool table blind of my new design; and,

FIG. 3 is an enlarged view of the pool table blind of my new design.

The broken line showing of a pool table is for illustrative purposes only and forms no part of the claimed design.

1 Claim, 2 Drawing Sheets



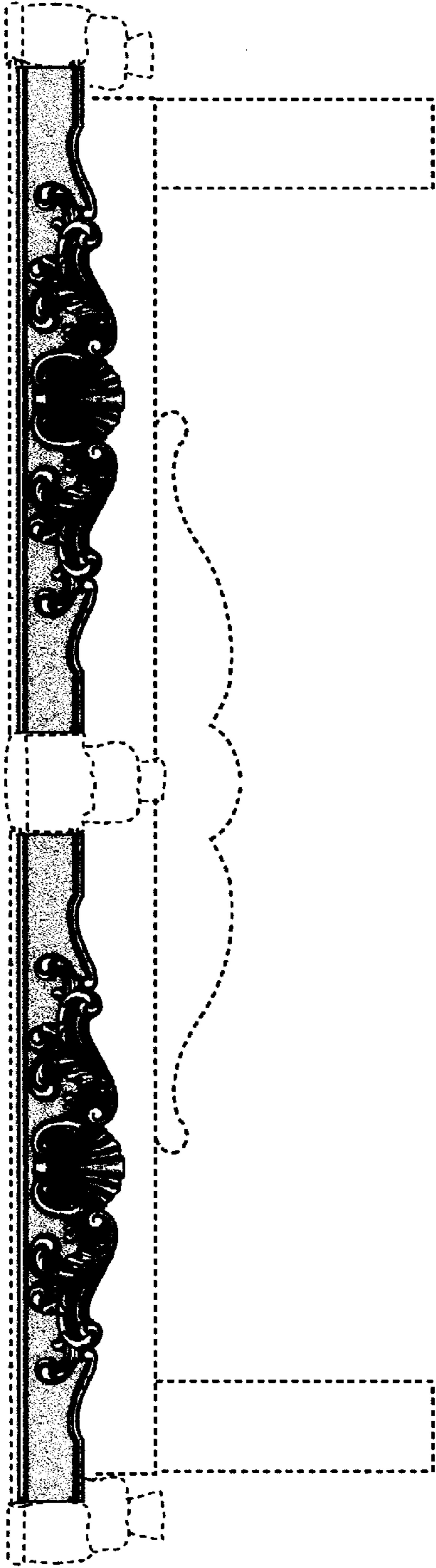


Fig. 1.




Fig. 2.



Fig. 3.