



US00D442994S

(12) **United States Design Patent**
Hanyuda et al.

(10) **Patent No.:** **US D442,994 S**

(45) **Date of Patent:** **** May 29, 2001**

(54) **AUTOMATIC VENDING MACHINE FOR MERCHANDISE**

(75) **Inventors:** **Tsugio Hanyuda; Yoshikazu Saito,**
both of Osaka-fu (JP)

(73) **Assignee:** **Sanyo Electric Co., Ltd.,** Osaka-fu (JP)

(**) **Term:** **14 Years**

(21) **Appl. No.:** **29/119,552**

(22) **Filed:** **Mar. 2, 2000**

(30) **Foreign Application Priority Data**

Sep. 8, 1999 (JP) 11-24362

(51) **LOC (7) Cl.** **20-01**

(52) **U.S. Cl.** **D20/4; D20/5**

(58) **Field of Search** D20/1-6; D6/408,
D6/515; 194/205, 212, 255, 350; 221/75,
92, 94-96, 126, 155, 195

(56) **References Cited**

U.S. PATENT DOCUMENTS

- D. 194,065 * 11/1962 Gran D20/4
- D. 265,745 * 8/1982 Krakauer D20/4
- D. 294,271 * 2/1988 Glaser D20/5 X
- D. 297,246 * 8/1988 Summerville et al. D20/5

- D. 419,193 * 1/2000 Kojima et al. D20/4
- D. 419,603 * 1/2000 Rawlins D20/4
- 3,122,269 * 2/1964 Reburn D20/4 X
- 4,682,709 * 7/1987 Brandes et al. D20/4 X

OTHER PUBLICATIONS

Vending Times, p. 2, vending machine, Sep. 1987.*

* cited by examiner

Primary Examiner—Nanda Bondade

(74) *Attorney, Agent, or Firm*—Weingarten, Schurgin,
Gagnebin & Hayes LLP

(57) **CLAIM**

The ornamental design for an automatic vending machine for merchandise, as shown.

DESCRIPTION

FIG. 1 is a top, front, and right side perspective view of our design for an automatic vending machine for merchandise; FIG. 2 is a front view thereof; FIG. 3 is a backside view thereof; FIG. 4 is a top plan view thereof; FIG. 5 is a bottom view thereof; FIG. 6 is a right side view thereof; and, FIG. 7 is a left side view thereof.

1 Claim, 3 Drawing Sheets

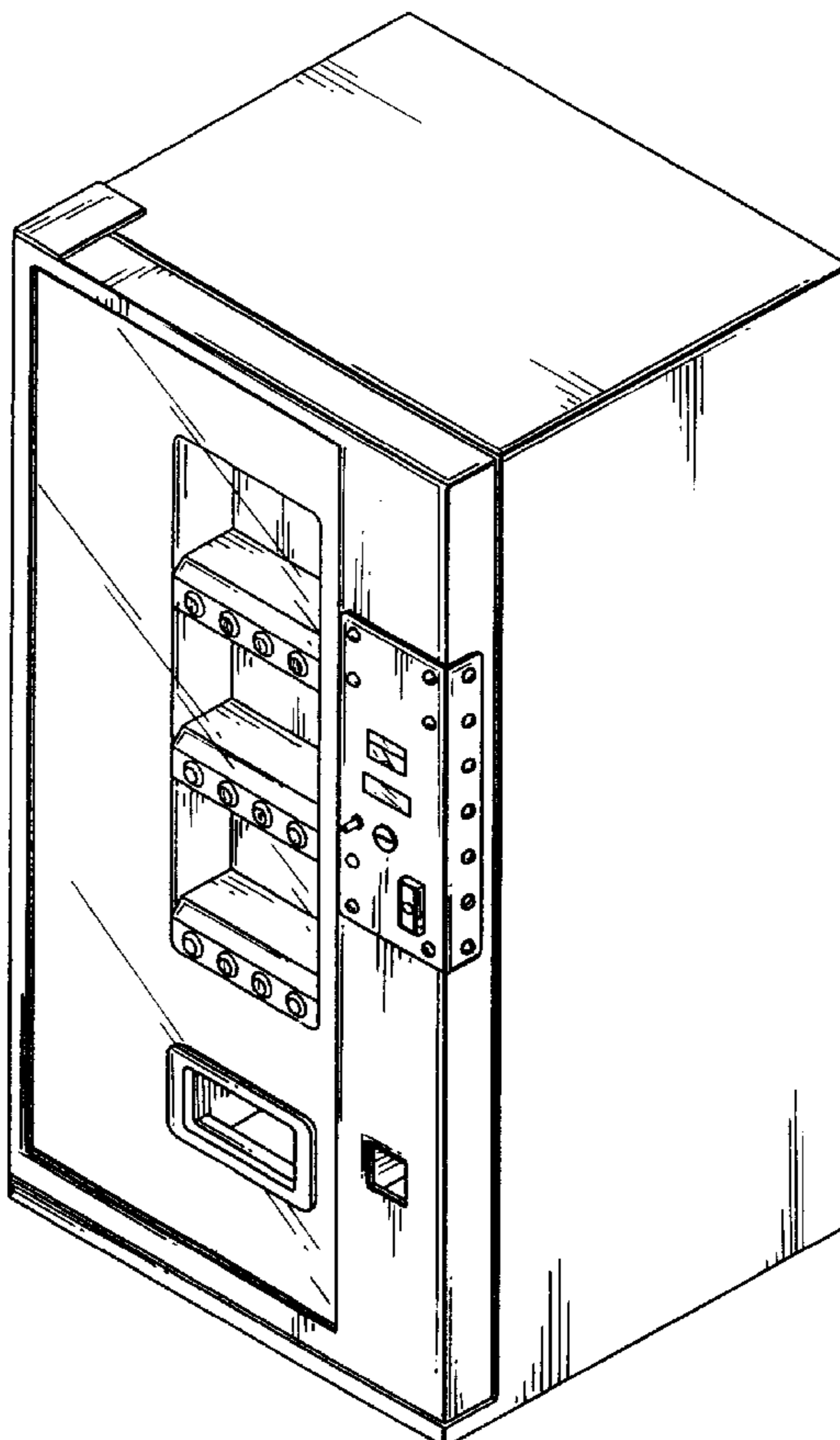


Fig. 1

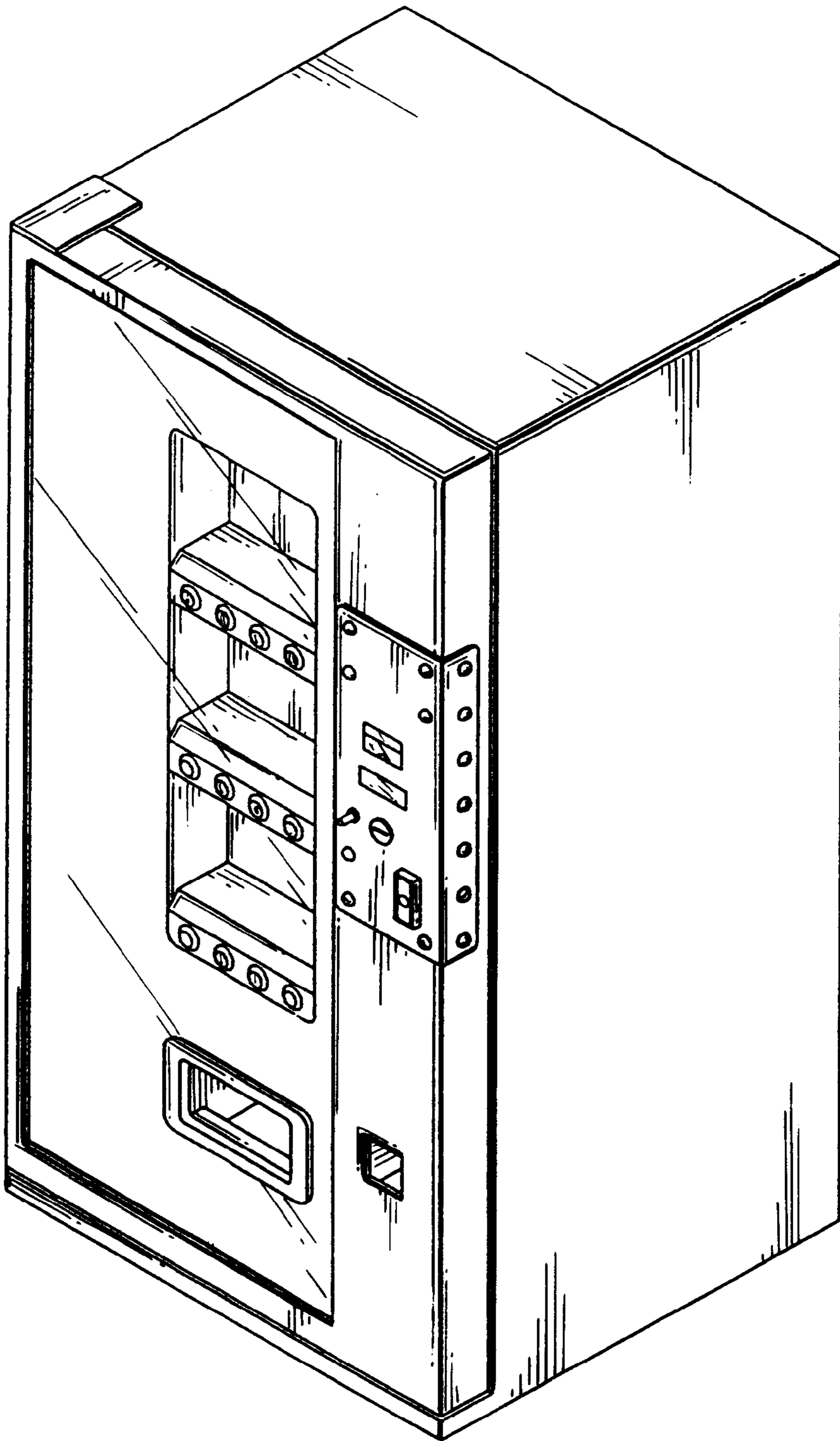


Fig. 2

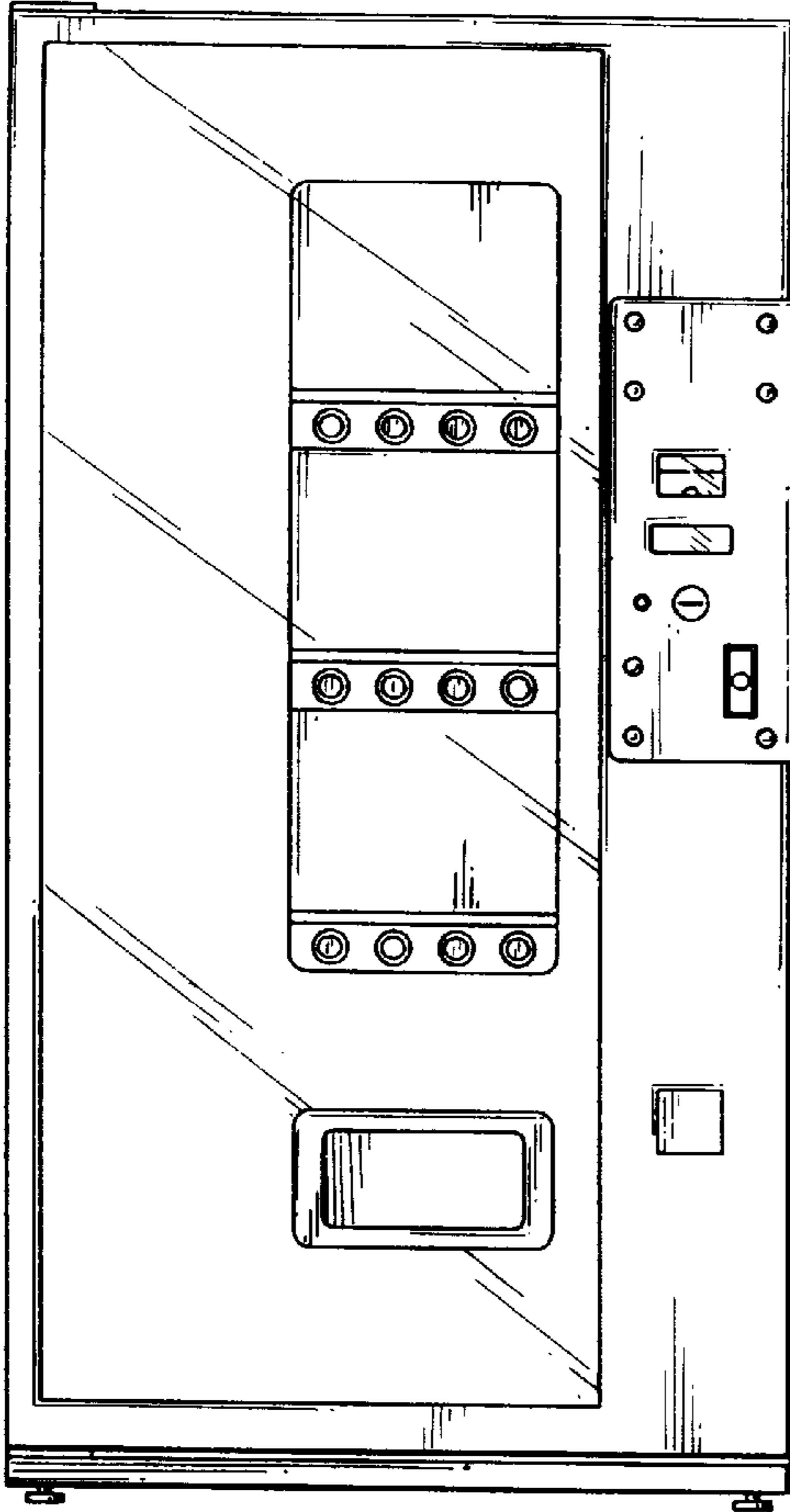


Fig. 3




Fig. 4




Fig. 5




Fig. 6

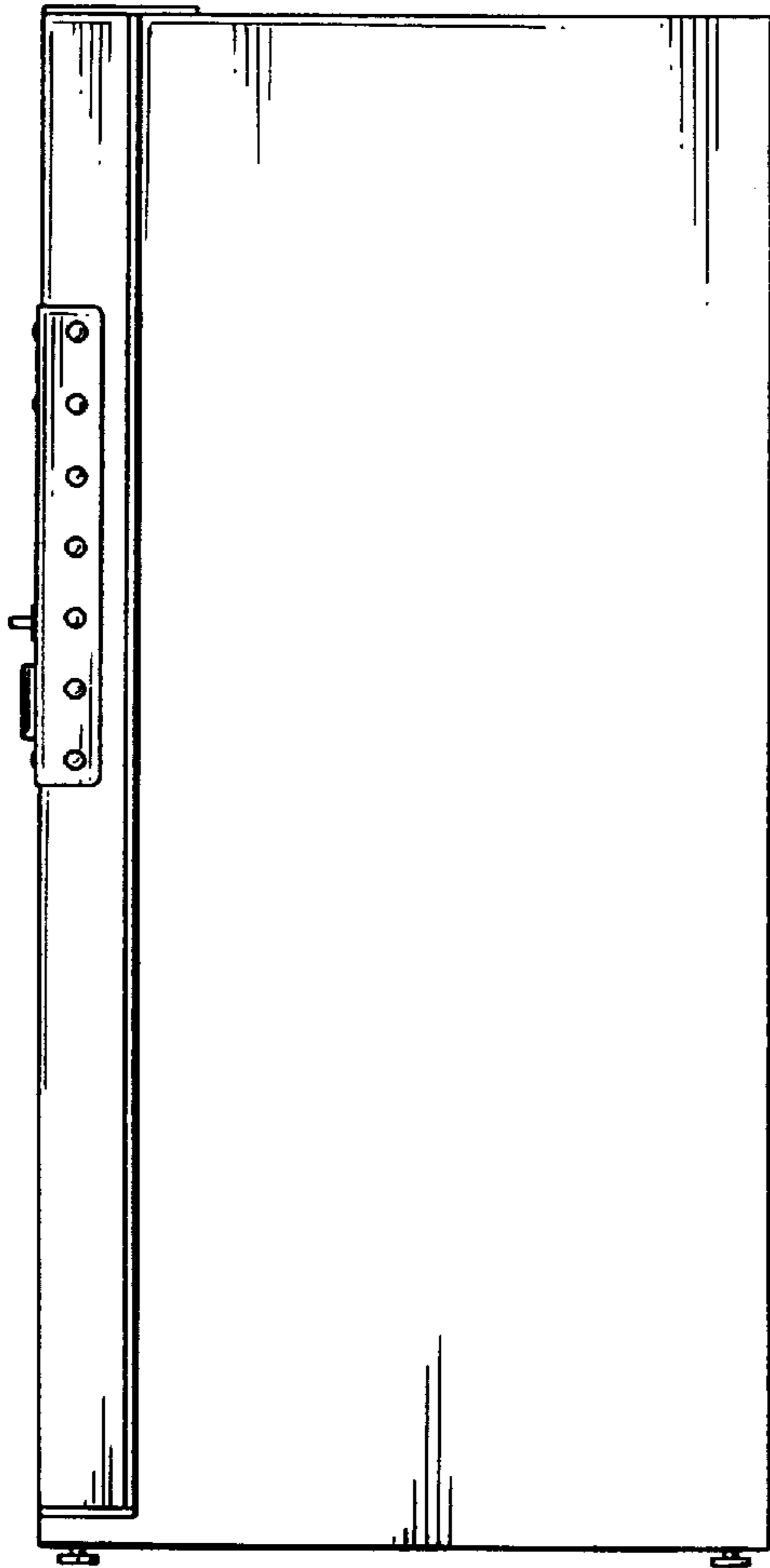


Fig. 7

