



US00D442991S

(12) **United States Design Patent**
Smith

(10) **Patent No.:** **US D442,991 S**

(45) **Date of Patent:** **** May 29, 2001**

(54) **SPAN DOUBLE CLICK PEN**

(75) **Inventor:** **John W. Smith**, San Francisco, CA
(US)

(73) **Assignee:** **Avery Dennison Corporation**,
Pasadena, CA (US)

(**) **Term:** **14 Years**

(21) **Appl. No.:** **29/129,379**

(22) **Filed:** **Sep. 13, 2000**

(51) **LOC (7) Cl.** **19-06**

(52) **U.S. Cl.** **D19/47; D19/48; D19/51;**
D19/56

(58) **Field of Search** D19/35, 36, 41-51,
D19/53-58, 81-85; 401/6, 7, 88, 99-117,
209

(56) **References Cited**

U.S. PATENT DOCUMENTS

- D. 160,180 * 9/1950 Kovacs D19/49
- D. 182,311 * 3/1958 Steinberg D19/47

- D. 325,045 * 3/1992 Katami D19/49
- D. 358,420 * 5/1995 Tseng D19/49
- D. 365,364 * 12/1995 Tseng D19/50
- D. 391,292 * 2/1998 Kuo D19/47
- D. 401,967 * 12/1998 Tam D19/36
- 2,479,414 * 8/1949 Sanbonmatsu 401/107

* cited by examiner

Primary Examiner—Martie K. Holtje

(74) *Attorney, Agent, or Firm*—Oppenheimer Wolff
Donnelly LLP

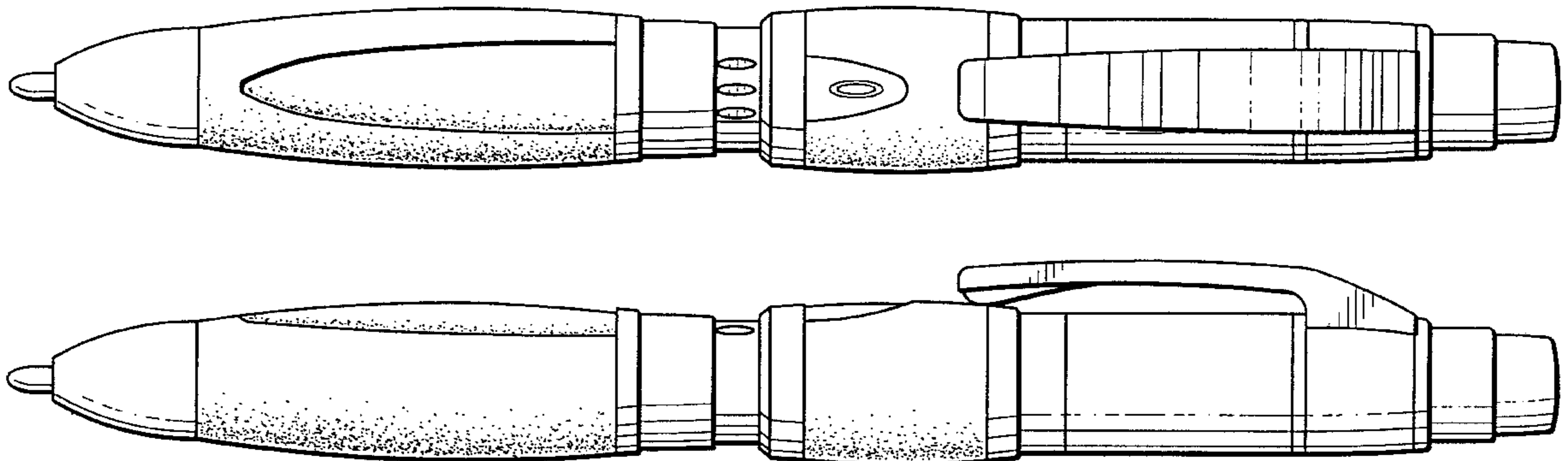
(57) **CLAIM**

The ornamental design for a span double click pen, as shown
and described.

DESCRIPTION

FIG. 1 is a front elevational view of my design;
FIG. 2 is a left elevational view of my design;
FIG. 3 is a back elevational view of my design;
FIG. 4 is a bottom view of my design; and,
FIG. 5 is a top view of my design.

1 Claim, 1 Drawing Sheet



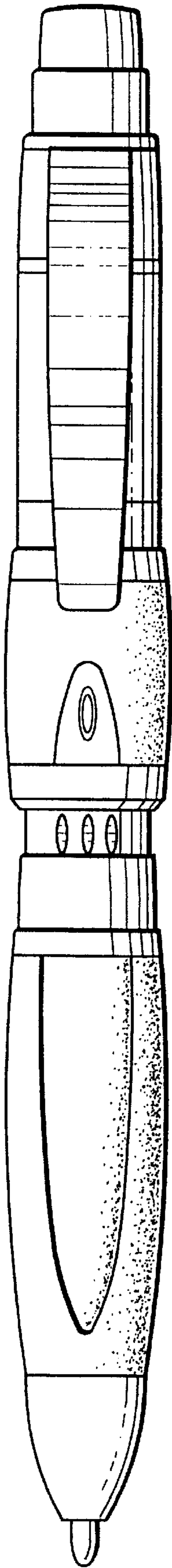


FIG. 1

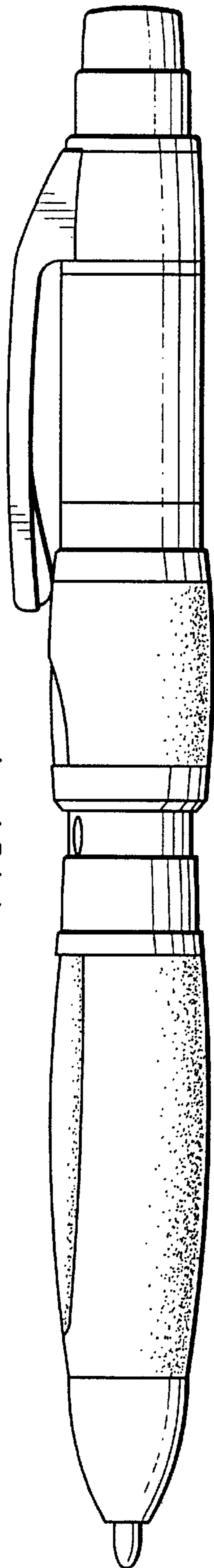


FIG. 2

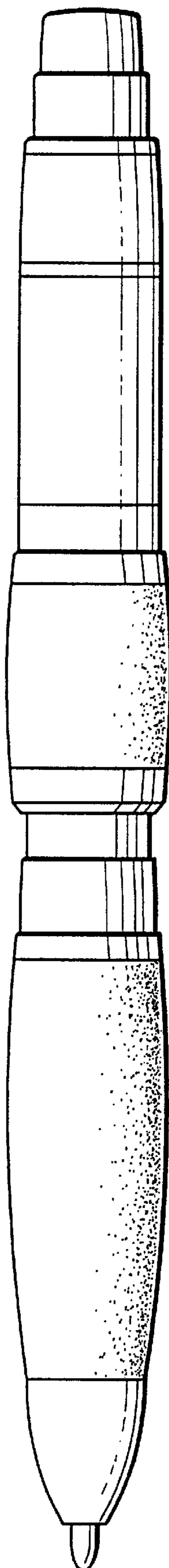


FIG. 3

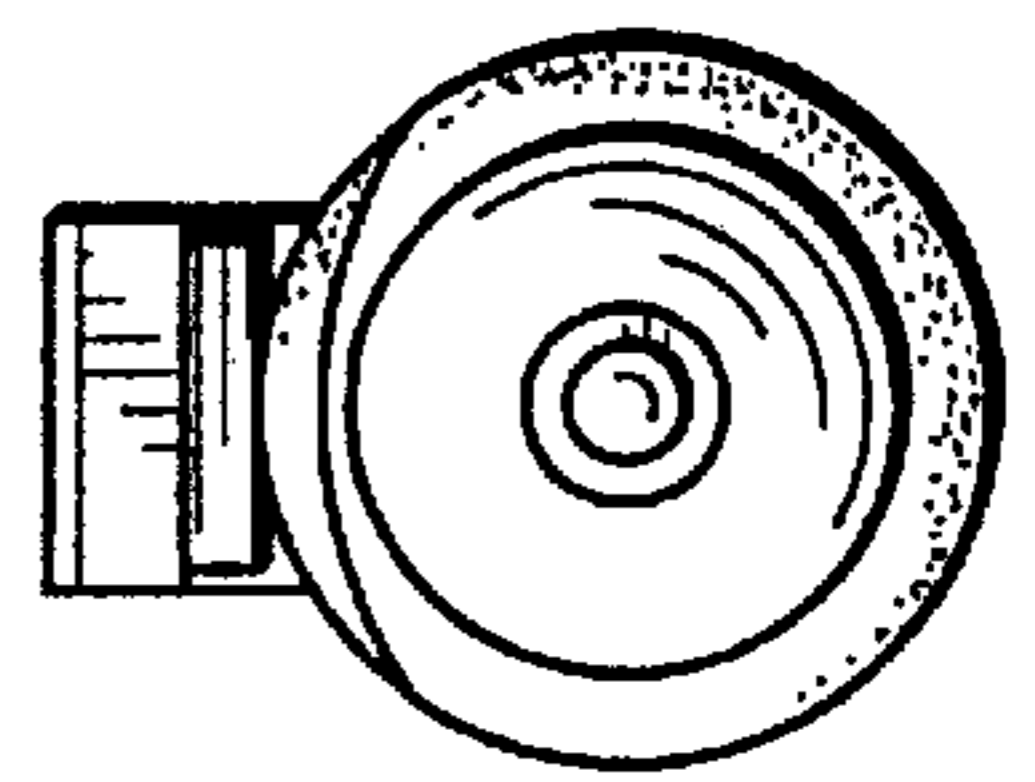


FIG. 4

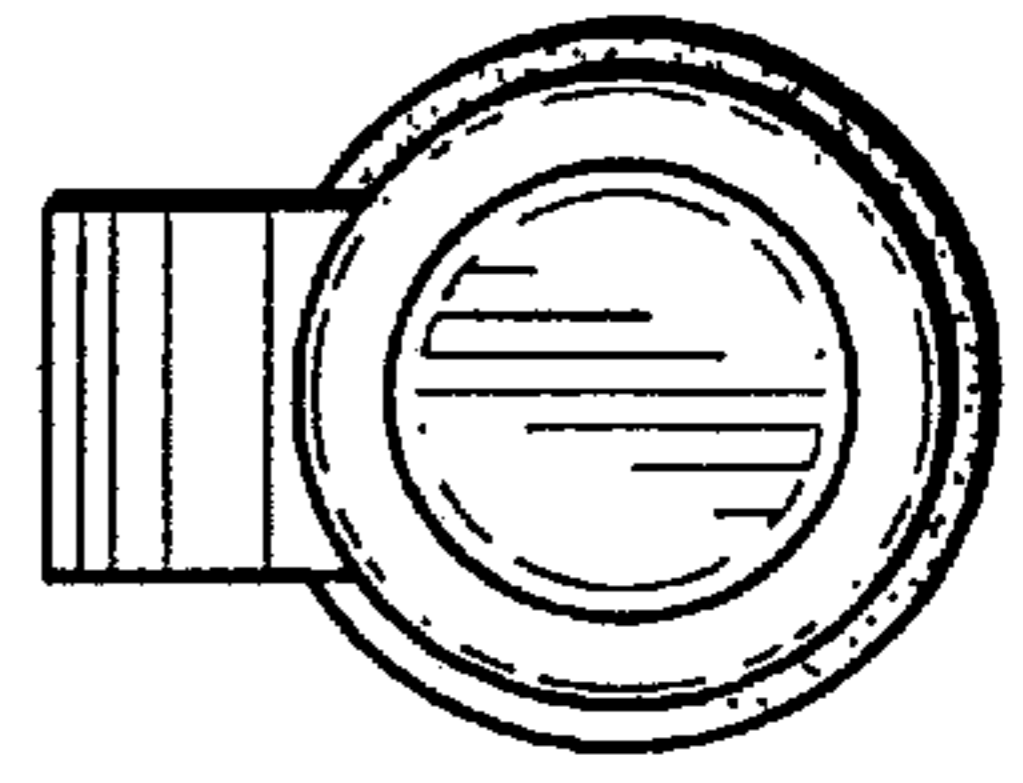


FIG. 5