



US00D442979S

(12) **United States Design Patent** (10) **Patent No.:** **US D442,979 S**
Turner et al. (45) **Date of Patent:** **** May 29, 2001**

(54) **DECORATIVE SLOT PATTERN FOR CIRCULAR SAW BLADES**
(75) Inventors: **Geoff Turner**, School Aycliffe; **Paul Todd**, Chester-le-street, both of (GB)
(73) Assignee: **Black & Decker Inc.**, Newark, DE (US)
(**) Term: **14 Years**

296 03 054 U 5/1996 (DE) .
9507878 6/1996 (DE) .
0141042 7/1984 (EP) .
0239676 12/1986 (EP) .
0369120 8/1989 (EP) .
453701 2/1992 (JP) .
905075 2/1982 (SU) .
WO 8705556 9/1987 (WO) .

(21) Appl. No.: **29/078,105**
(22) Filed: **Oct. 16, 1997**

Related U.S. Application Data

(63) Continuation of application No. 29/066,191, filed on Feb. 7, 1997, now abandoned, and a division of application No. 29/066,190, filed on Feb. 7, 1997, now abandoned.
(51) **LOC (7) Cl.** **15-09**
(52) **U.S. Cl.** **D15/139**
(58) **Field of Search** D8/70; D15/138, D15/139; 30/307, 347, 355, 388, 389, 390; 83/663, 676, 835

(56) **References Cited**

U.S. PATENT DOCUMENTS

D. 381,028 * 7/1997 Mibie D15/139
D. 387,261 * 12/1997 Asada D15/139
4,574,676 3/1986 Jansen-Herfeld .
4,794,835 1/1989 Fujiyoshi .

FOREIGN PATENT DOCUMENTS

9202754 3/1992 (DE) .
92167446 1/1993 (DE) .

OTHER PUBLICATIONS

Freud Catalog Page; at least as early as Jan., 1996.

* cited by examiner

Primary Examiner—Antoine Duval Davis
(74) *Attorney, Agent, or Firm*—Harness, Dickey & Pierce, P.L.C.

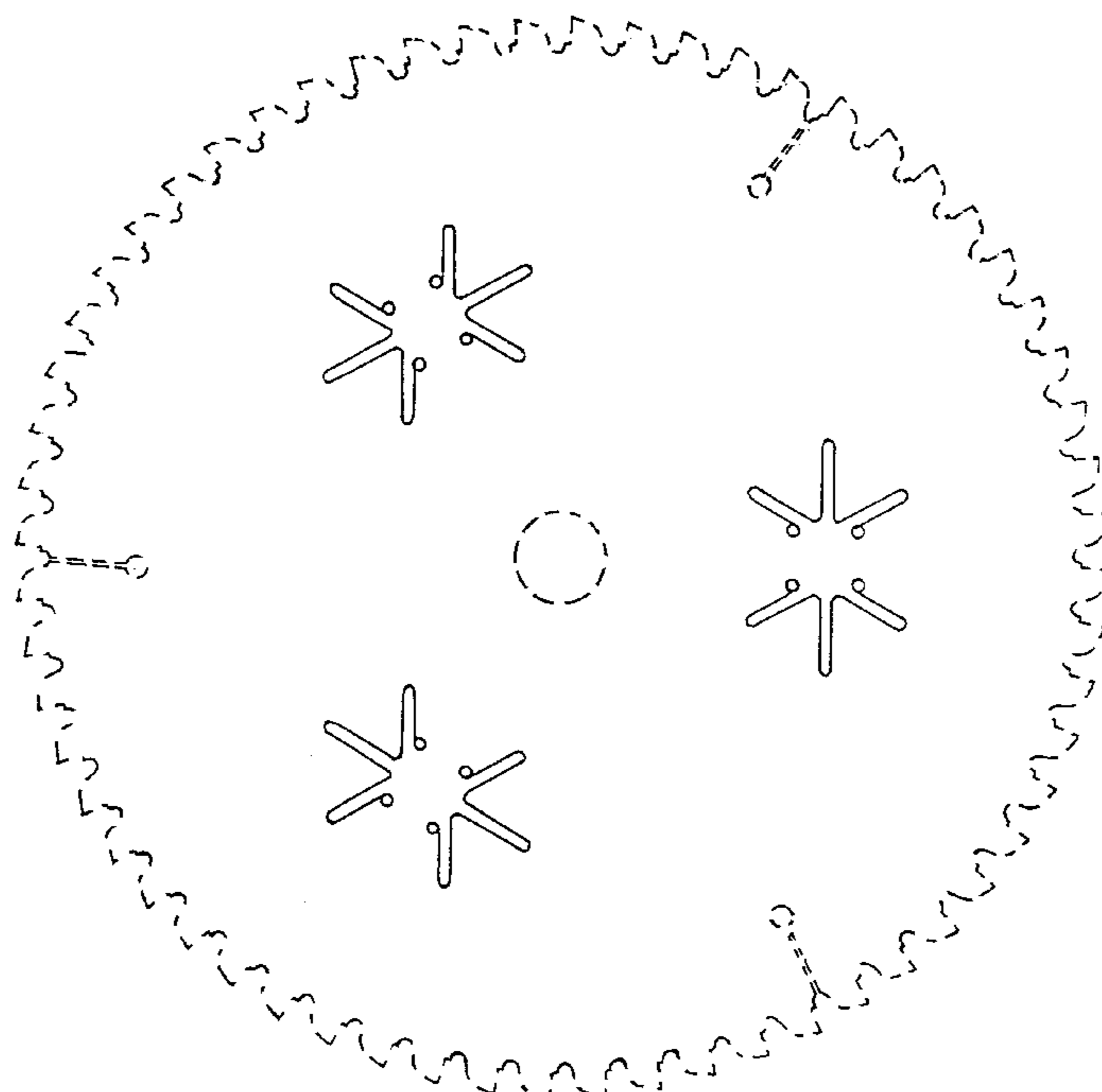
(57) **CLAIM**

The ornamental design for a decorative slot pattern for circular saw blades, as shown and described.

DESCRIPTION

FIG. 1 is a top plan view of one embodiment of a decorative slot pattern for circular saw blades of the present invention; FIG. 2 is a bottom plan view of the decorative pattern of FIG. 1; FIG. 3 is a top plan view of a second embodiment of the decorative slot pattern for circular saw blades of the present invention; and, FIG. 4 is a bottom plan view of the decorative pattern of FIG. 3. The lines shown in phantom are for illustrative purposes only and form no part of the claimed invention.

1 Claim, 4 Drawing Sheets



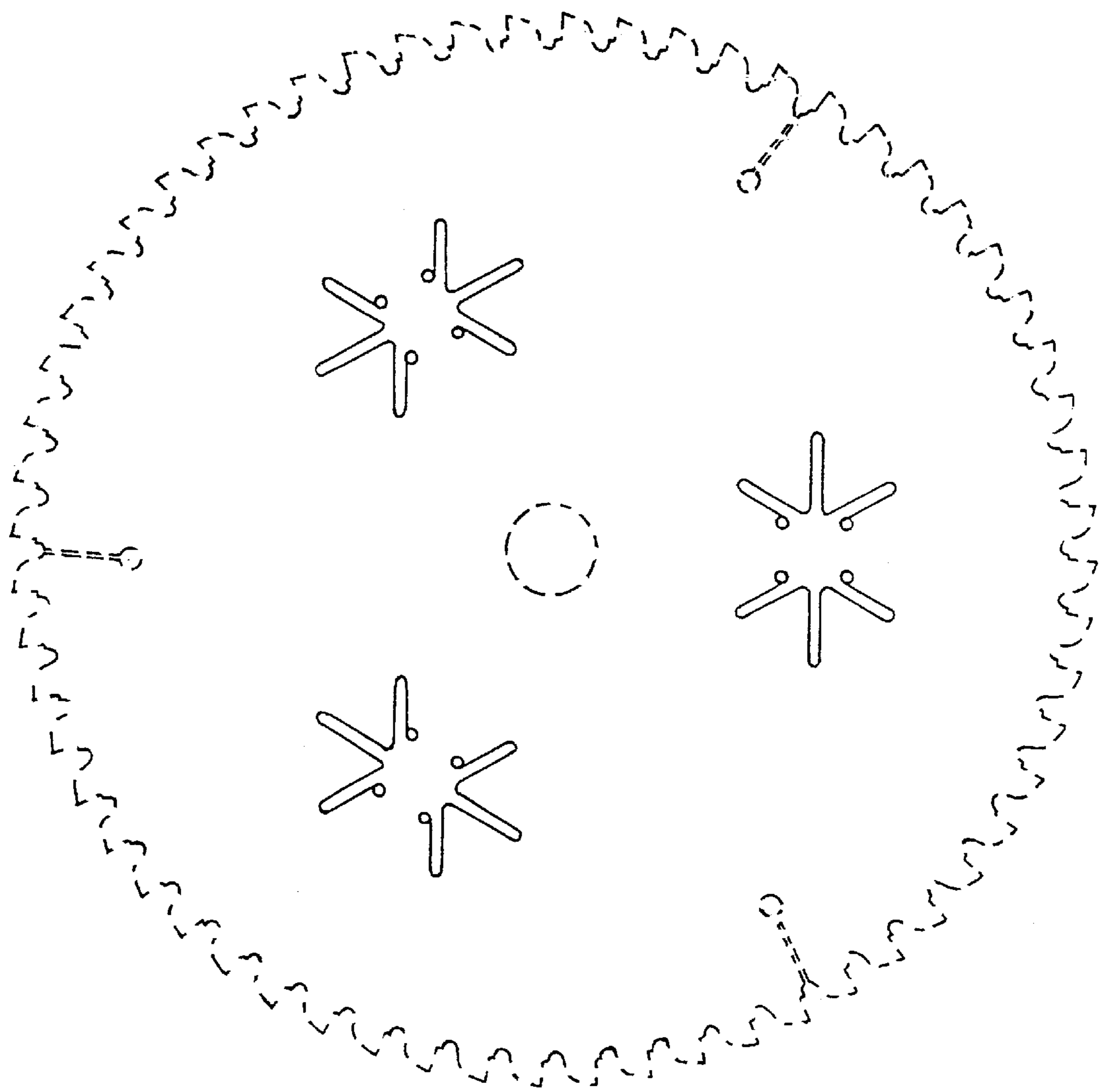


FIG. 1

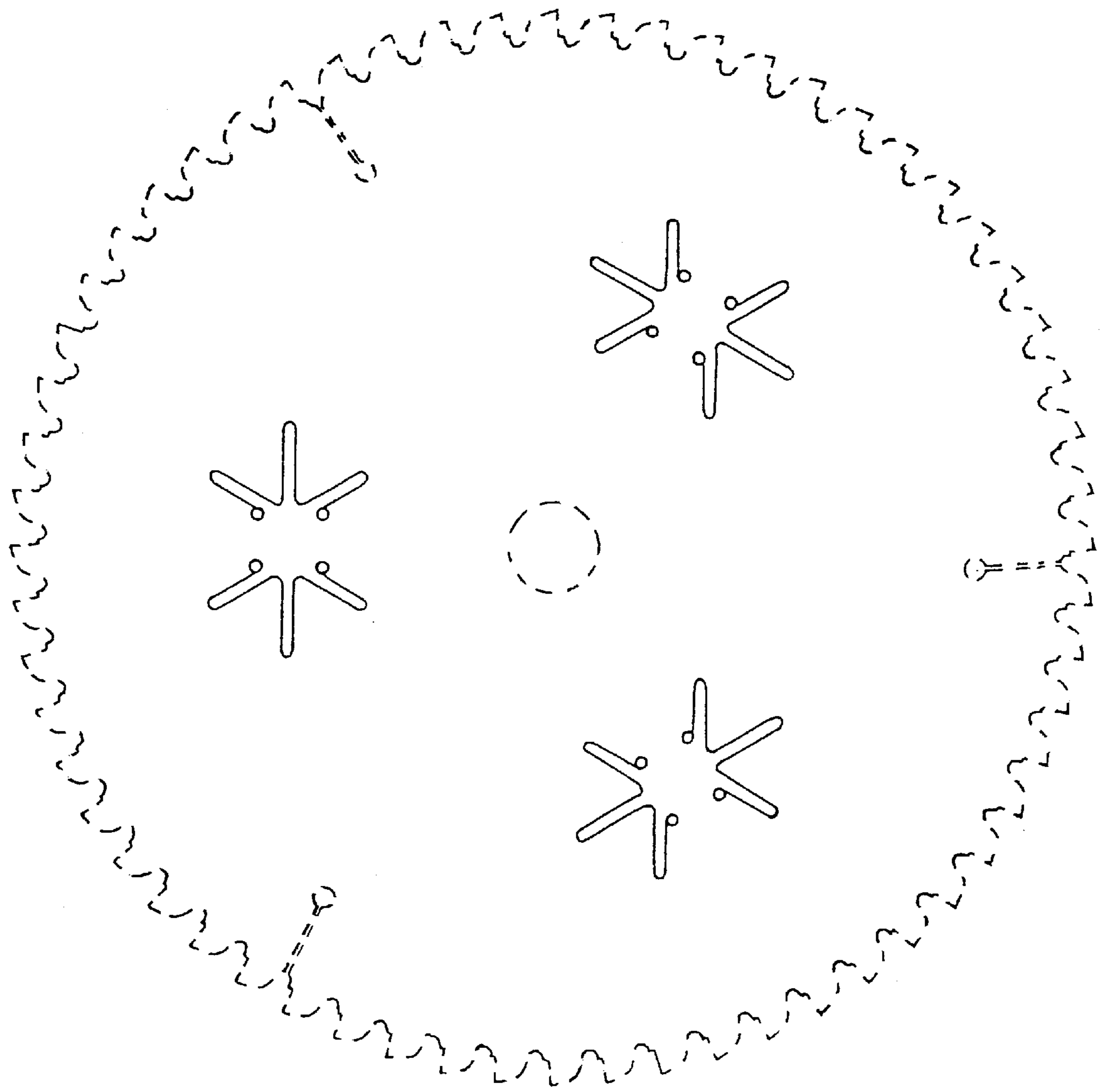


FIG. 2




FIG. 3

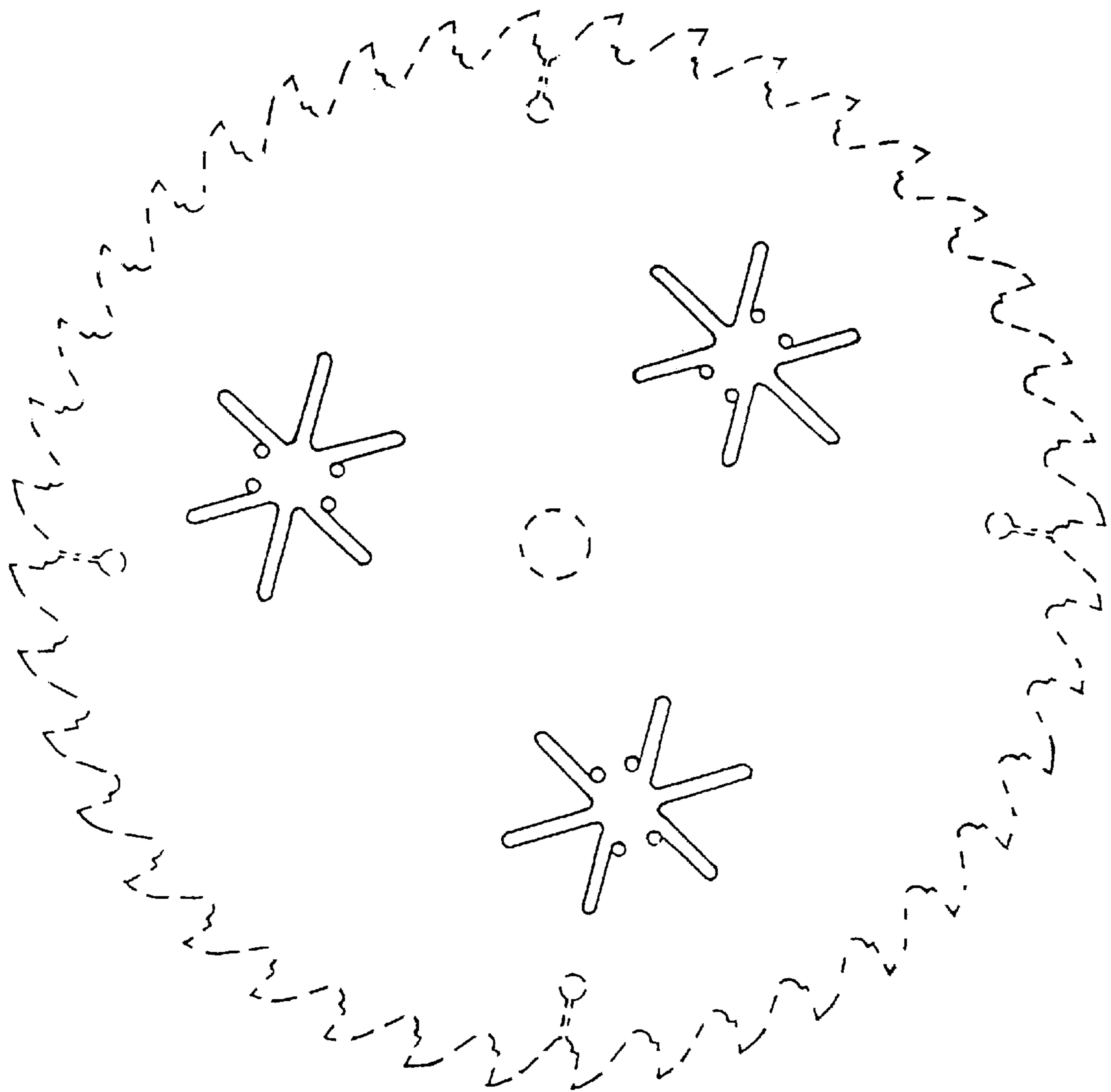


FIG. 4

UNITED STATES PATENT AND TRADEMARK OFFICE
CERTIFICATE OF CORRECTION

PATENT NO. : Des. 442,979 S
APPLICATION NO. : 29/078105
DATED : May 29, 2001
INVENTOR(S) : Geoff Turner et al.

Page 1 of 2

It is certified that error appears in the above-identified patent and that said Letters Patent is hereby corrected as shown below:

Title Page.

Insert the following heading and information:

-- [30] **Foreign Application Priority Data**

Aug. 10, 1996 [UK]2058445

Aug. 10, 1996 [UK]2058444--.

In the **DESCRIPTION**,

Between lines 9 and 10, insert the following:

--FIG. 5 is an enlarged view of the decorative pattern within the circle of FIG 2.

FIG. 6 is an enlarged view of the decorative pattern within the circle of FIG. 4. --

Drawings:

Please add Sheet 5 of 6 (showing Figure 5).

--

3/8

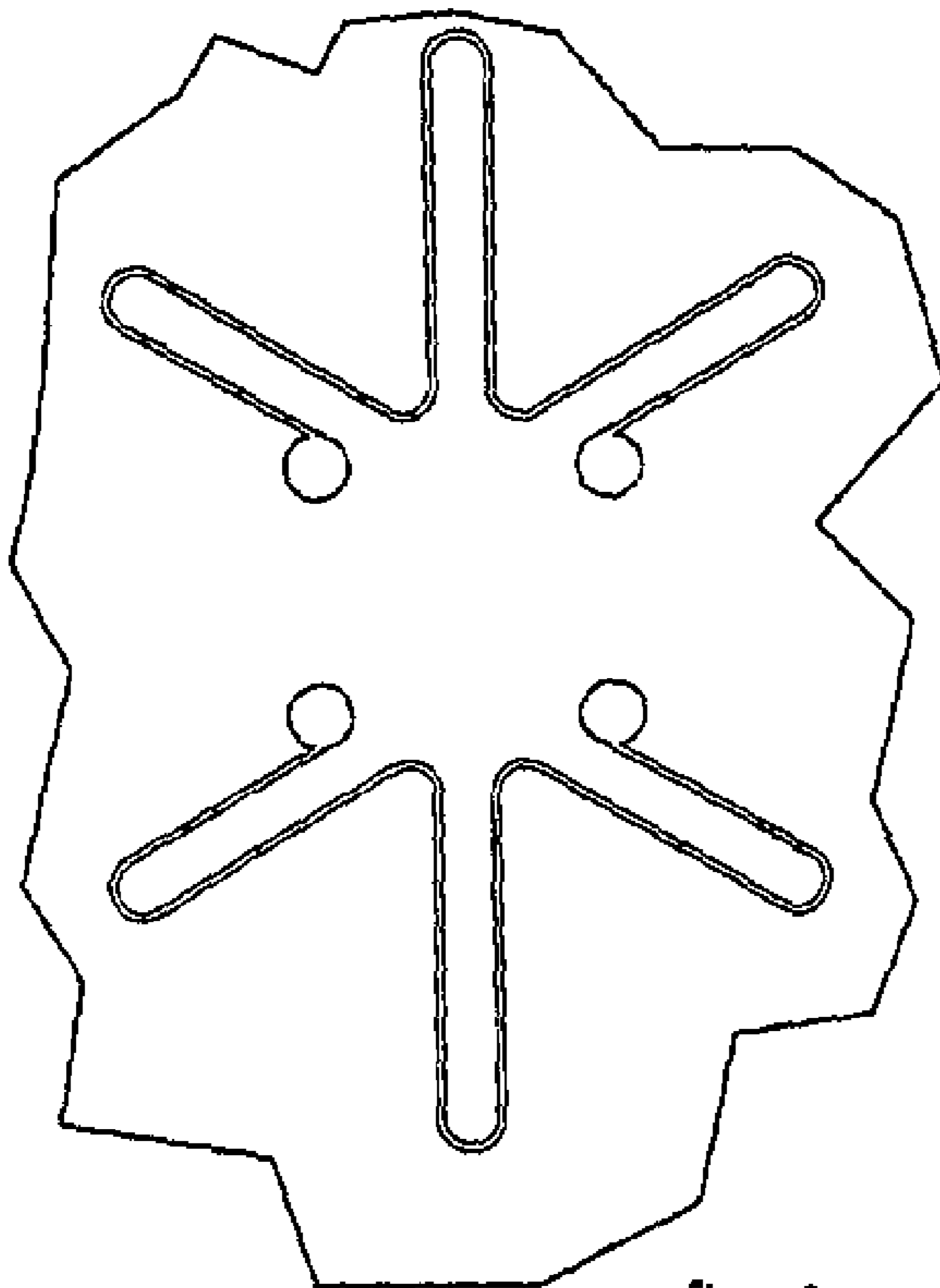


Figure - 5

--

UNITED STATES PATENT AND TRADEMARK OFFICE
CERTIFICATE OF CORRECTION

PATENT NO. : Des. 442,979 S
APPLICATION NO. : 29/078105
DATED : May 29, 2001
INVENTOR(S) : Geoff Turner et al.

Page 2 of 2

It is certified that error appears in the above-identified patent and that said Letters Patent is hereby corrected as shown below:

Drawings:

Please add Sheet 6 of 6 (showing Figure 6).

--

6/6

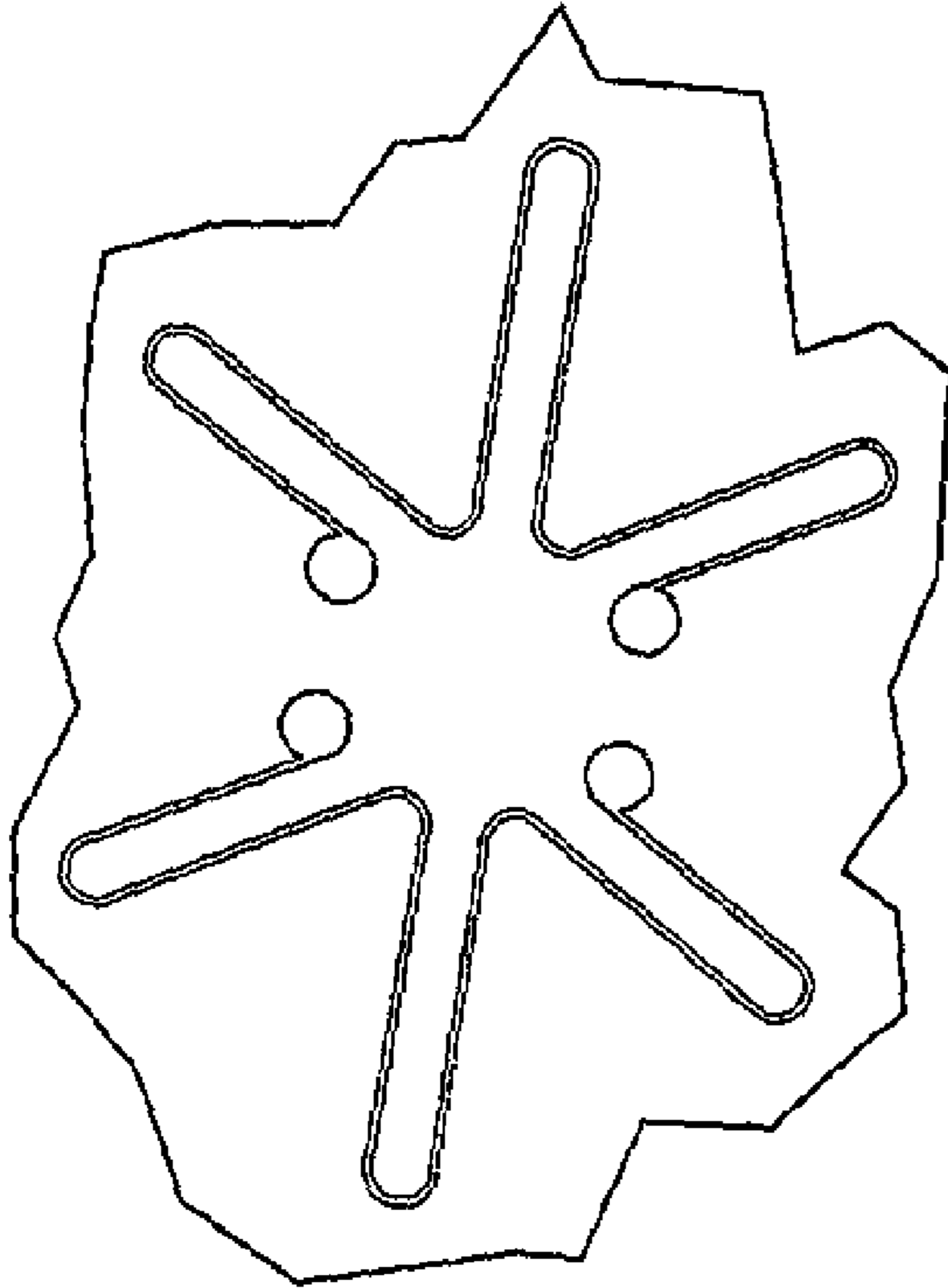


Figure - 6

--

Signed and Sealed this

Seventeenth Day of April, 2007

A handwritten signature in black ink that reads "Jon W. Dudas". The signature is written in a cursive style with a large, stylized initial "J".

JON W. DUDAS

Director of the United States Patent and Trademark Office